

The Journal of Laryngology and Otology

EDITED BY
WALTER HOWARTH

WITH THE ASSISTANCE OF
W. M. MOLLISON

Contents

ABNORMAL FORMS OF TUBERCULOSIS SIMULATING
CANCER OF THE LARYNX AND THEIR CONVERSE A. HAUTANT

UPPER DYSPHAGIA D. R. PATERSON

CLINICAL RECORD—

PURULENT MENINGITIS: NINE CONSECUTIVE
CASES WITH SEVEN RECOVERIES JAMES ADAM and
EDWARD A. M. CONNAL

SOCIETIES' PROCEEDINGS—

ROYAL SOCIETY OF MEDICINE—SECTION OF LARYNGOLOGY AND SECTION
OF OTOTOLOGY

ABSTRACTS—

THE EAR	THE LARYNX
THE NOSE AND ACCESSORY SINUSES	MISCELLANEOUS

GENERAL NOTES

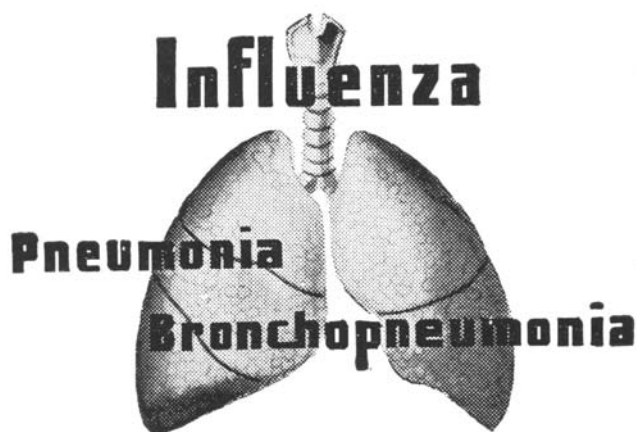
London

Headley Brothers

109 Kingsway, W.C.2

Monthly, 4/- net post free

Annual Subscription, 40/- net



AT the onset of an attack of influenza, the early application of Antiphlogistine Brand Dressing assists in promoting early resolution of the disease process, tending thereby to safeguard the patient against the onset of secondary complications.

Broncho-pneumonia Pneumonia

When these conditions supervene, they may be considerably mitigated by the application to the front and back of the chest of

ANTIPHLOGISTINE

BRAND DRESSING

Sample on request

MADE IN ENGLAND

THE DENVER CHEMICAL MANUFACTURING CO.
12 Carlisle Road - - - London, N.W.9

Please mention *The Journal of Laryngology* when replying to advertisements

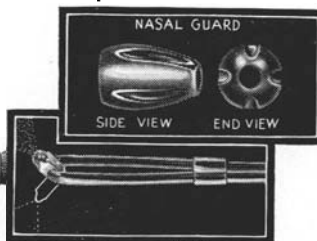
PRESCRIBE DeVilbiss

No. 15 ATOMIZER

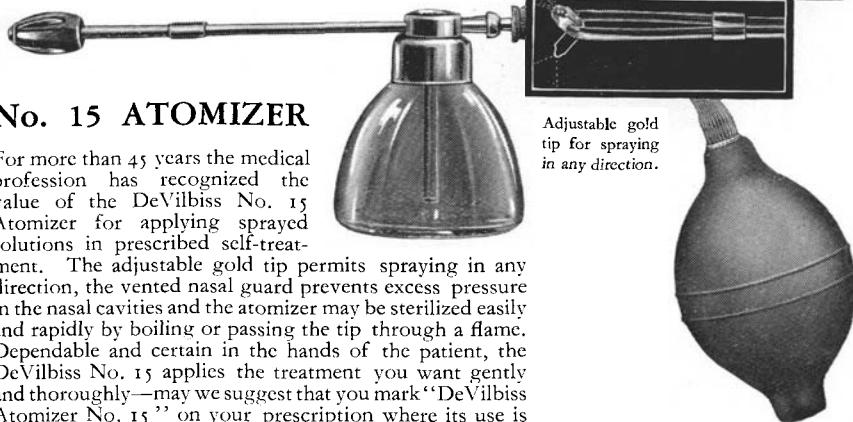
For more than 45 years the medical profession has recognized the value of the DeVilbiss No. 15 Atomizer for applying sprayed solutions in prescribed self-treatment. The adjustable gold tip permits spraying in any direction, the vented nasal guard prevents excess pressure in the nasal cavities and the atomizer may be sterilized easily and rapidly by boiling or passing the tip through a flame. Dependable and certain in the hands of the patient, the DeVilbiss No. 15 applies the treatment you want gently and thoroughly—may we suggest that you mark "DeVilbiss Atomizer No. 15" on your prescription where its use is indicated.

AEROGRAPH Co. Ltd., 43 Holborn Viaduct, London, E.C.1. Sole distributors of DEVILBISS products in the United Kingdom. Telephone: Holborn 1257 and 1258

Ventilating Grooves prevent excess pressure in Nasal Cavities.

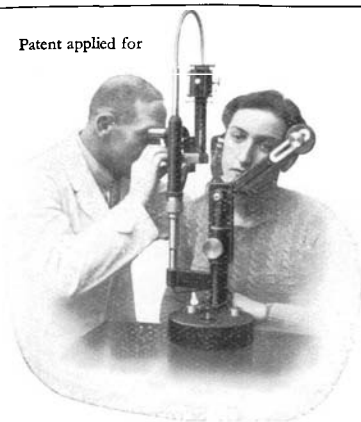


Adjustable gold tip for spraying in any direction.



CVS-86

Patent applied for



THE NEW OTO-MICROSCOPE *A Big Step Forward!*

Specially suited for both Practising Surgeons and Research Workers

Printed description free

**HAAG-STREIT, Bern,
Seilerstrasse 9, Switzerland**


For Advertisement space in this Journal apply to :
HEADLEY BROTHERS, 109 Kingsway, London, W.C.2

Please mention *The Journal of Laryngology* when replying to advertisements

GUY'S SILENT SUCTION APPARATUS

as made for

WM. MAYHEW MOLLISON, C.B.E., F.R.C.S.

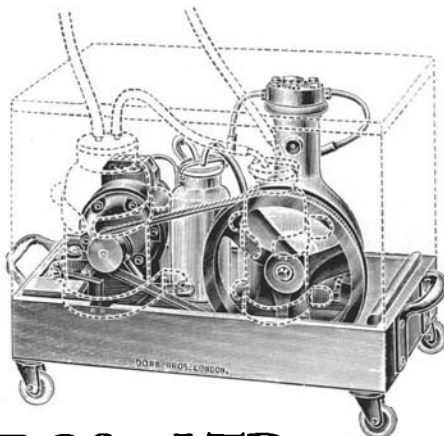


“ An efficient *silent* suction apparatus is essential in many throat investigations and operations and indeed is used for many operations on other parts of the body.

“ The above illustration shows an Electric Suction Apparatus which can rightly claim to be more efficient than the apparatus generally in use. The suction is continuous and so powerful that clots of blood and the most tenacious mucus are quickly removed. The apparatus is quiet and can easily be moved about the operation theatre and from one theatre to another. It is possible to use it for intra-tracheal

insufflation at the same time as suction since the pump delivers sixty litres of air per minute. The valves in the cylinder head are strong and specially designed for silence in operation and the sump of the machine carries enough oil for six months' continuous use; this ensures efficiency with the minimum of attention. The entire unit is mounted in a robust mahogany case which is fitted with four rubber-tired castors. On the side of the case two large screw necked bottles are mounted. These bottles are the commercial “Kilner” type and can therefore be replaced with the minimum of expense. Blood and other fluids are removed from the operating field by the suction plant and find their way into the big bottle. The second bottle is a safety trap in the unlikely event of the first bottle becoming full at a moment when it is inconvenient to change it.

“ There are no resistances to regulate the speed and in order to use the apparatus it is only necessary to connect it to the main electrical supply.” The makers are Down Bros., Ltd., London.



DOWN BROS., LTD.

21 & 23 ST. THOMAS'S STREET, LONDON, S.E.1

(Opposite Guy's Hospital)

and at 22a CAVENDISH SQUARE, LONDON, W.

Telephone : MAYFAIR 0406

Please mention *The Journal of Laryngology* when replying to advertisements

GOLDEN SQUARE THROAT, NOSE AND EAR HOSPITAL

Near Piccadilly Circus LONDON, W.1 *Gerrard 4058*

HONORARY MEDICAL STAFF

SURGEONS: Mr. Lionel Colledge; Mr. F. Cunliffe Ormerod; Mr. A. R. Dingley; Mr. Gilbert H. Howells; Mr. J. F. Simpson; Mr. S. A. Beards; Mr. J. C. Hogg.
ASSISTANT SURGEONS: Mr. J. Roydon Peacock; Mr. J. P. Monkhouse; Mr. Maxwell Ellis; Mr. G. Livingstone.
PHYSICIANS: Dr. C. E. Lakin; Dr. N. L. Rusby.
NEUROLOGIST: Dr. L. R. Yealland.
PATHOLOGIST: Dr. R. B. Hervey-Wyatt.
OPHTHALMOLOGIST: Mr. F. A. Williamson-Noble.
GENERAL SURGEON: Mr. J. B. Hunter.
DENTAL SURGEON: Mr. B. Mendleson.
RADIOLOGIST: Dr. Hope.
ANÆSTHETISTS: Dr. G. I. Moriarty; Dr. A. W. Mathew; Dr. S. Coffin; Dr. F. Longhurst; Dr. D. Lewis; Dr. C. Hochschild; Dr. G. Edwards; Dr. Blair Gould; Dr. Broad.

The Hospital has **100** beds for In-patients and an annual Out-patient attendance of over **60,000**.

CLINICAL INSTRUCTION

Clinical instruction in the Diagnosis and Treatment of Diseases of the Ear, Nose, and Throat is given in the Out-patient Department from 2 to 5 p.m. daily, and on Tuesdays and Thursdays from 6 to 9 p.m. also. Major operations are performed every morning and afternoon, except Saturdays, in the In-patient Operating Theatres. Minor Operations are performed in the Out-patient Operating Theatre on three mornings a week. Practitioners and Medical Students are admitted to the practice of the Hospital as Post-Graduates. Clinical Assistants, whose duty it is to assist the staff, are appointed as vacancies occur.

For further information apply to the Dean: **GILBERT H. HOWELLS**.

In addition to the General Wards, there are Semi-private Wards and 11 Private Rooms. The charge for a Private Room is 7 guineas a week, plus a fee for the surgeon.
 Further particulars may be obtained from F. P. CARROLL, *Secretary-Superintendent*.

CENTRAL LONDON THROAT, NOSE AND EAR HOSPITAL GRAY'S INN ROAD

(Near King's Cross Stations)

DAILY CLINICS. LECTURES ON FRIDAYS, 4 p.m.

OVER 11,000 NEW PATIENTS YEARLY. 50,000 ATTENDANCES.

IN-PATIENT DEPARTMENT (Hospital and Recovery Home), 104 BEDS.

COURSES IN ANATOMY AND PHYSIOLOGY by the Teacher in Anatomy for Part I of the D.L.O. Examination, and **CLINICAL COURSES** by the Honorary Medical Staff for Part II of the Examination are given twice yearly.

COURSES IN METHODS OF EXAMINATION AND DIAGNOSIS at frequent intervals.

SURGEONS

Mr. HAROLD KISCH	Mr. C. GILL-CAREY
Mr. ARCHER RYLAND	Mr. J. D. McLAGGAN
Mr. F. W. WATKYN-THOMAS	Mr. W. A. MILL

ASSISTANT SURGEONS

Mr. A. LOWNDES YATES, Mr. N. ASHERSON, Mr. W. G. SCOTT-BROWN

CLINICAL ASSISTANTS

available for periods of three, six or twelve months.

The teaching provided covers all the requirements of students taking the D.L.O. (R.C.P. & S.Eng.)

Further particulars on application to

C. GILL-CAREY, F.R.C.S. Ed., *Dean*. JOHN H. YOUNG, *Secretary-Superintendent*.

Please mention *The Journal of Laryngology* when replying to advertisements

BINDING

Journal of Laryngology & Otology

Subscribers wishing to have their Journals bound can do so by sending them to the Publishers.

Volumes are strongly bound in whole dark blue buckram cases, with gilt tops and gold lettering on spine. The cost of binding is 8s. 6d. per volume including postage.

Missing parts can be supplied at 4s. each, or the whole volume, complete in the above binding, for 45s. 6d.

Publishers' cases can be supplied for 3s. 6d.

HEADLEY BROTHERS, 109 KINGSWAY, LONDON, W.C.2

BACK NUMBERS OF THE

Journal of Laryngology & Otology

Back numbers of most issues of this Journal can be obtained from the Publishers, HEADLEY BROTHERS, 109 Kingsway, London, W.C.2. The following, however, are out of print, and no stock is at present available :

1887	January, April-June, and August-December.	1896	February and March.
1888	January-March, and August.	1897	January, June and August-October.
1889	November.	1902	February.
1890	August, October and November.	1914	August.
1891	January, March, June and September.	1916	April.
1892	January, and March-December.	1920	January and August.
1893	January and February.	1921	January-June, and September.
1894	November.	1924	January-March and July-December.
1895	January, February and August.	1931	October and November.
		1935	November.

If any subscribers have any of these copies which they do not need, it would be greatly appreciated if they would return them to the Publishers who will refund the full published price.

HEADLEY BROTHERS, 109 KINGSWAY, LONDON, W.C.2

Please mention *The Journal of Laryngology* when replying to advertisements

CONTENTS

	PAGE
ABNORMAL FORMS OF TUBERCULOSIS SIMULATING CANCER OF THE LARYNX AND THEIR CONVERSE. A. Hautant (Paris)	65
UPPER DYSPHAGIA. D. R. Paterson (Cardiff)	75
CLINICAL RECORD—	
Purulent Meningitis: Nine Consecutive Cases with Seven Recoveries. James Adam (Glasgow) and Edward A. M. Connal (Glasgow)	87
SOCIETIES' PROCEEDINGS—	
Royal Society of Medicine—Section of Laryngology and Section of Otology	98
ABSTRACTS—	
The Ear	139
<i>On the question of Inheritance in Otosclerosis. M. Weber; Reparative Processes in the Membrana Tympani. W. D. Stinson; Is there Localization in the Cochlea for Low Tones? Is impaired Hearing for the tones below 1,000 d.v. ever due to a Cochlear or Inner Ear Lesion? If so, where is the lesion located and how is it recognized clinically? (Symposium before the American Otolological Society, Toronto); Changes in the X-ray appearance of the Petrous Pyramid. L. Kraus.</i>	
The Nose and Accessory Sinuses	144
<i>On the relationship between the Nasal Mucous Membrane and the Vestibular Apparatus of the Ear. A. T. Bondarenko; The Architecture of the Blood Vascular Networks in the Erectile and Secretory Lining of the Nasal Passages; P. F. Swindle; An investigation of the Nasal Nerves. St. Ernyei; Twenty years' experience of Ozæna. K. Amersbach.</i>	
The Larynx	147
<i>The effect of Nerve Section on the development and extension of Inflammation of the Upper Respiratory Tract. E. Milstein and P. Pougatch; Cancer of the Epiglottis: Total Extirpation of the Epiglottis by the Laryngofissure Route. Gabriel Tucker.</i>	
Miscellaneous	148
<i>A case of Mikulicz's disease. Paul Aboulker; A case of Hæmolytic Streptococcal Meningitis cured by Lumbar Puncture and Intrathecal Anti-streptococcal Serum. H. Bahntje Braunschweig; Streptococcus Hæmolyticus Bacteræmia with special reference to Oto-laryngological conditions. Joseph L. Goldman and Gregory Schwartzman.</i>	
GENERAL NOTES	151