

The Journal of Laryngology and Otology

EDITED BY
A. LOGAN TURNER AND J. S. FRASER

Contents

THE TOLL OF CHRONIC NASAL FOCAL SEPSIS ON BODY AND MIND.	PATRICK WATSON-WILLIAMS	
LARGE "PHARYNGOSTOMES": A COMPLICATION OF LARYNGECTOMY. HOW TO AVOID THEM: THE TECHNIQUE OF THEIR CLOSURE	Dr A. G. TAPIA	
SPEECH WITHOUT A LARYNX	Professor H. BURGER	
A SIMPLE BUT EFFECTIVE ARTIFICIAL LARYNX	R. GRAHAM BROWN	
SOCIETIES' PROCEEDINGS:—		
ROYAL SOCIETY OF MEDICINE—SECTION OF LARYNGOLOGY.		
ABSTRACTS:—		
THE EAR.	THE PHARYNX.	THE LARYNX.
REVIEW OF BOOK.	LETTER TO THE EDITORS.	
OBITUARY: PROFESSOR HENRI LUC (Paris)	JEAN GUISEZ	
GENERAL NOTES.	GENERAL INDEX.	


Edinburgh: Oliver and Boyd

London: 33 Paternoster Row

Monthly, 4/- net

Annual Subscription, 40/- net

Ultra-Violet Dosage



"It is my hearty wish that a simple, accurate, and universal method of gauging the dosage of ultra-violet might be devised and put into successful use, but up to date it has not been done."
—Dr C. M. SAMPSON, M.D.
(Physiotherapy Technique).

NOW that Hanovia technique has developed the Erythema Dosimeter, the professional worker possesses a simple means of arriving at the correct first dose for any patient, and of easily ascertaining the efficiency, *i.e.*, the erythema-producing power, of any source of Ultra-Violet Radiation.

"The Dosimeter, which is tastefully fitted and simple to use, satisfactorily fulfils, in my opinion, the requirements of modern practice for the dose mensuration of the ultra-violet rays of a Quartz Lamp, especially in view of the variations of erythema found in

different individuals. With my test subjects, who came from all five continents, I found differences of range of erythema in the ratio of one to four."—Prof. C. DORNO, Ph.D., M.D. (hon. causa), Director of the Physico-Meteorological Observatory, Davos.

HANOVIA ERYTHEMA DOSIMETER

Price £4, 1s. (Post free).

Request Leaflet L 17.

THE BRITISH HANOVIA QUARTZ LAMP CO. LTD.
SLOUGH, BUCKS.



The Alpine Sun.

The Kromayer Lamp.

The Jesionek Lamp.

The Journal of Laryngology and Otology

(Founded in 1887 by MORELL MACKENZIE and NORRIS WOLFENDEN)

EDITED BY

A. LOGAN TURNER AND J. S. FRASER

ASSISTED BY

DOUGLAS GUTHRIE AND IRWIN MOORE

1. Original Articles are accepted on the condition that they have not been published elsewhere.

2. Manuscripts should be typewritten, on one side only of the paper, and well spaced.

3. Galley proofs and engraver's proofs of illustrations are sent to the author. Corrections, which should be kept to a minimum, must be clearly marked and no additional matter should be added.

4. The order for reprints should be sent when returning galley proofs, and for this purpose special forms are supplied, on which the price of the reprints is stated.

5. Authors of Original Communications on Oto-Laryngology in other Journals are invited to send a copy, or two reprints, to the *Journal of Laryngology*. If they are willing, at the same time, to submit their own abstract (in English, French, Italian, or German) it will be welcomed.

6. Editorial Communications should be addressed to "EDITORS, *Journal of Laryngology*, c/o Messrs OLIVER AND BOYD, Tweeddale Court, Edinburgh."

7. The Annual Subscription is Forty Shillings, post free, and is payable in advance.

8. Single copies of back numbers, both of the present and the previous series, are on sale at Four Shillings each.

9. An Annual Subscription can be commenced with any number of the Journal, and the preceding numbers of the current year can be purchased at Four Shillings each.

UNITED STATES OF AMERICA

Orders for this Journal, for single parts or yearly subscriptions, can be sent either through a local bookseller, or to Messrs G. E. STECHERT & CO., 31-33 East 10th Street, New York.

INSTRUMENTS AND EQUIPMENT FOR

Examination of Ear, Nose and Throat, Operation on Tonsils, Adenoids, Mastoid, Nasal Septum

As supplied to and used in

EAR, NOSE AND THROAT DEPARTMENT, ROYAL INFIRMARY, EDINBURGH
THE EDINBURGH EYE, EAR AND THROAT INFIRMARY, ETC., ETC.


ALSO THE CHEVALIER JACKSON INSTRUMENTS

ARCHD. YOUNG & SON, 57-61 FORREST ROAD, EDINBURGH

Surgical Instrument Makers to Royal Infirmary, Edinburgh

Phone: Central 669.

Telegrams: "Bandage, Edinburgh," A.B.C. Code, 5th Ed.



CHEVALIER JACKSON'S INSTRUMENTS FOR ŒSOPHAGOSCOPY, LARYNGOSCOPY, AND BRONCHOSCOPY

New Models as made for Walter G. Howarth, F.R.C.S.

Each Instrument is made in accordance with the details of Chevalier Jackson's most recent models, and each is supplied with a *spare light carrier*, i.e., 2 light carriers and 2 lamps. All the models have been redesigned with a view to rendering them more easily cleansed; all the crevices and corners for the dirt have been taken away.

To ensure better visibility the tips of the forceps are *black*.

The Howarth-Jackson's Instruments are **less expensive than other American or English models**, and a further economy has been effected by rendering the instrument tips interchangeable, thus reducing the number of forceps handles and tips required.

The lamps are 2.5 volt and more durable than the usual models.

Manufactured only by

DOWN BROS., L^{TD}.

SURGICAL INSTRUMENT MAKERS

21 and 23 ST THOMAS'S STREET

LONDON, S. E. 1

(Opposite Guy's Hospital)



Telegrams—"DOWN, LONDON."

Telephone—HOP 4400 (4 lines).

Second Impression. Demy 8vo, 424 pp. With 222 Text Illustrations and 12 Plates, of which 8 are in Colour. 20s. net, Postage 9d.

DISEASES OF THE NOSE, THROAT, AND EAR For Practitioners and Students

Edited by **A. LOGAN TURNER, M.D., F.R.C.S.(Ed.)**
Senior Lecturer on Diseases of the Ear, Nose, and Throat, University of Edinburgh
With the collaboration of

J. S. FRASER, M.B., F.R.C.S. (Ed.) **J. D. LITHGOW, M.B., F.R.C.S. (Ed.)**
W. T. GARDINER, M.C., M.B., F.R.C.S. (Ed.) **G. EWART MARTIN, M.B., F.R.C.S. (Ed.)**
and **DOUGLAS GUTHRIE, M.D., F.R.C.S. (Ed.)**

"The illustrations are many and good, the book is well balanced and clearly written and may confidently be recommended for the use of students and practitioners."—*Lancet*.

"Will prove of the greatest value to students and indeed to those devoting themselves to the specialty."—*Journal of Laryngology and Otology*.

Demy 8vo, 272 pp. 15s. net, Postage 6d.

ASTHMA

By **FRANK COKE, F.R.C.S.**

With Frontispiece in colour illustrating the
Dermal Reactions, and other illustrations.

Contains a consideration of 350 cases of asthma examined and treated in the light of the new work that has been accomplished on this subject during the last few years.

"Brightly written, and shows evidence of much practical experience and a knowledge of the literature."—*British Medical Journal*.

Second Fully Revised English Edition. Demy 8vo., 362 pp. 589 Illustrations. 17s. 6d. net, Post. 6d.

OTO-RHINO-LARYNGOLOGY

For the Student and Practitioner.

By **Dr GEORGES LAURENS**

Authorised Translation of the Fourth Fully
Revised French Edition.

By **H. CLAYTON FOX, F.R.C.S., Late Avral
Surgeon, Ministry of Pensions, London Area.**

"Full of sound points and diagrammatic illustrations, many of which are of great practical value."—*Lancet*.

BRISTOL: JOHN WRIGHT & SONS LTD. LONDON: SIMPKIN & CO. LTD.

CENTRAL LONDON THROAT, NOSE, AND EAR HOSPITAL

GRAY'S INN ROAD

(Near King's Cross Stations)

DAILY CLINICS. Lectures on Fridays, 4 p.m.

OVER 11,000 NEW PATIENTS LAST YEAR. 50,000 ATTENDANCES.

IN-PATIENT DEPARTMENT, 43 BEDS. In-Patient Operations Daily.

SPECIAL INTENSIVE COURSE OF LECTURES AND DEMONSTRATIONS

(Including Operative Surgery Course) in co-operation with the
Fellowship of Medicine is held twice yearly, in May and October

SURGEONS

Dr **PETER H. ABERCROMBIE**

Dr **DAN MCKENZIE**

Mr **NICOL RANKIN**

Dr **ANDREW WYLIE**

Mr **HAROLD KISCH**

Mr **ARCHER RYLAND**

ASSISTANT SURGEONS

Mr **F. W. WATKYN-THOMAS**

Mr **C. GILL-CAREY**

Mr **ARMOUR BROWN**

CLINICAL ASSISTANTS

Are appointed from among those duly qualified gentlemen who have been enrolled as Post-Graduate Students of the Hospital.

FEES

For attendance on the practice of the Hospital—

Three months 5 guineas | Six months 8 guineas
Special Course, 12 guineas, or without Operative Surgery, 5 guineas.

Further particulars on application to


ARCHER RYLAND, F.R.C.S.Ed.,
Dean.

RICHARD KERSHAW,
Secretary-Superintendent.

CONTENTS

	PAGE
THE TOLL OF CHRONIC NASAL FOCAL SEPSIS ON BODY AND MIND. Patrick Watson-Williams, M.D. (Lond.)	765
LARGE "PHARYNGOSTOMES": A COMPLICATION OF LARYNGECTOMY. HOW TO AVOID THEM: THE TECHNIQUE OF THEIR CLOSURE. Dr A. G. Tapia, Madrid	781
SPEECH WITHOUT A LARYNX. Professor H. Burger, Amsterdam	789
A SIMPLE BUT EFFECTIVE ARTIFICIAL LARYNX. R. Graham Brown, M.D., Brisbane, Queensland	793
SOCIETIES' PROCEEDINGS—	
Royal Society of Medicine—Section of Laryngology	798
ABSTRACTS—	
The Ear	813
The Pharynx	816
The Larynx	819
REVIEW OF BOOK	822
LETTER TO THE EDITORS	825
OBITUARY: Professor Henri Luc (Paris)	826
GENERAL NOTES	828
GENERAL INDEX	831

Familiarity breeds Admiration



THE more you know about this new Sorensen Anæsthetizing Apparatus the more you admire it; for it renders unsurpassable service for all uses of pressure or suction, because—

- its pump has two cylinders for pressure, and two for suction. No air-intercommunication between them; no possibility of contaminating the pressure cylinders.
- it has the new Sorensen Snap-fit Bottle Holder, which takes a simple form of bottle and holds it airtight without screws or clamps. Instantly removed and replaced.
- either pressure or suction may be applied direct (cutting out the bottle) without any change in tube connections, but by simply turning the control valve.
- it has electric heater for warming the ether vapour.
- it is completely self-contained, always ready and dependable for use anywhere in the hospital.

And your admiration will increase when you read of its many other valuable features in the folder. May we mail you that?

Agents for Great Britain

ROUSE & SONS, LTD.

74 Mortimer Street, London, W. 1.