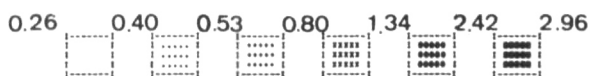



## Editor's Choice

Figures appearing in the EDITOR'S CHOICE are those arising from materials research which strike the editor's fancy as being aesthetically appealing and eye-catching. No further criteria are applied and none should be assumed. When taken out of context, such figures often evoke images beyond and unrelated to the original meaning. Submissions of candidate figures are welcome and should include a complete source citation, a photocopy of the report in which it appears (or will appear), and a reproduction-quality original drawing or photograph of the figure in question.




The EDITOR'S CHOICE for this issue of the BULLETIN comes from the work of J. Sariel, J. Pellig and G. Kimmel. It appears in *Journal of Nuclear Materials* 140 (1986) p. 288. The figure displays x-ray diffraction data collected from a sample of as-cast uranium after a vacuum annealing treatment. Plotted are the intensities of the (002) reflection as a function of the angular orientation of the sample, producing a pole figure from which crystallographic texture in the orthorhombic uranium can be ascertained. The darker regions correspond to higher diffracted intensity and the logarithmic intensity scale spans a factor of about ten from lightest to darkest areas. Knowledge of how heat treatment and processing affect texture in an anisotropic material such as uranium is crucial for designing components subject to irradiation induced growth. This particular choice of data presentation, which employs a gray scale instead of contour lines, produces a picture which could as well have been an image, reconstructed from telemetry, of a space craft's view of a planetary body.

## ERRATA:

The photo caption on p. 60 of the January 1/February 15, 1987 MRS BULLETIN should have read: "Symposium C Organizers (left to right): S. Pang, R.E. Howard, S. Namba, and E.L. Hu.

# Ion Beam Analysis Pair



RN8111 — True bipolar response current integrator with 10 pico-Coulomb quantization spanning -10uA to +10uA. Features sensitivity and accuracy and no range switching.

RN8309 — A rate meter designed for tuning and alignment. Displays **event rate, beam current, and yield** (events/nano-Coulomb) and on a separate scale the ratio of the rate, current or yield to the stored value.

**RED  
NUN**  
**INSTRUMENT CORP.**  
P.O. BOX 100, WESTFIELD, N.J. 07091  
**(201) 233-5427**