

CAMBRIDGE

JOURNALS

Animal Health Research Reviews

Published in collaboration with the Conference of Research
Workers in Animal Diseases

Editor-in-Chief

C. Gyles, *University of Guelph, Canada*

Animal Health Research Reviews provides an international forum for the publication of reviews and commentaries on all aspects of animal health. Papers include in-depth analyses and broader overviews of all facets of health and science in both domestic and wild animals. Major subject areas include physiology and pharmacology, parasitology, bacteriology, food and environmental safety, epidemiology and virology. The journal will be of interest to researchers involved in animal health, parasitologists, food safety experts and academics interested in all aspects of animal production and welfare.

For free online content visit:
<http://journals.cambridge.org/ahrsample>

Free email alerts

Keep up-to-date with new content

<http://journals.cambridge.org/ahr-alerts>



Animal Health Research Reviews
is available online at:
<http://journals.cambridge.org/ahr>

To subscribe contact Customer Services

Americas:

Phone +1 (845) 353 7500

Fax +1 (845) 353 4141

Email

subscriptions_newyork@cambridge.org

Rest of world:

Phone +44 (0)1223 326070

Fax +44 (0)1223 325150

Email journals@cambridge.org

Price Information

is available at:

<http://journals.cambridge.org/ahr>



CAMBRIDGE
UNIVERSITY PRESS

CAMBRIDGE

JOURNALS

Journal of Developmental Origins of Health and Disease

Published in association with the International
Society for Developmental Origins of Health and
Disease (DOHaD)

Editor-in-Chief

Michael G. Ross, *Los Angeles Biomedical Research Institute at Harbor-
UCLA Medical Center, USA*

A multi-disciplinary journal linking basic science to applied science; focusing on how the environment during early animal and human development, and interactions between environmental and genetic factors, influence health and risk of disease in later life. The journal publishes original research articles, short communications, reviews, and regular themed issues, with guest editors.


Submit your research online

<http://mc.manuscriptcentral.com/dohad>

Free email alerts

Keep up-to-date with new content

<http://journals.cambridge.org/doh-alerts>



***Journal of Developmental Origins
of Health and Disease***

is available online at:

<http://journals.cambridge.org/doh>

**To subscribe contact
Customer Services**

Americas:

Phone +1 (845) 353 7500

Fax +1 (845) 353 4141

Email

subscriptions_newyork@cambridge.org

Rest of world:

Phone +44 (0)1223 326070

Fax +44 (0)1223 325150

Email journals@cambridge.org

 **CAMBRIDGE
UNIVERSITY PRESS**

CAMBRIDGE

JOURNALS

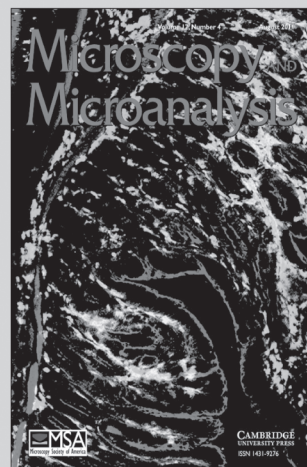
Microscopy and Microanalysis

Published for the Microscopy Society of America

Editor

Robert L. Price, *University of South Carolina, USA*

Microscopy and Microanalysis, a peer-reviewed bi-monthly, publishes original research papers in the fields of microscopy, imaging, and compositional analysis. This distinguished international forum is intended for microscopists in both biology and materials science. The journal provides significant articles that describe new and existing techniques and instrumentation, as well as the applications of these to the imaging and analysis of microstructure. *Microscopy and Microanalysis* also includes review articles, short communications, letters to the editor, and book reviews.



Microscopy and Microanalysis

is available online at:
<http://journals.cambridge.org/mam>

To subscribe contact Customer Services

in Cambridge:

Phone +44 (0)1223 326070

Fax +44 (0)1223 325150

Email journals@cambridge.org

in New York:

Phone +1 (845) 353 7500

Fax +1 (845) 353 4141

Email

subscriptions_newyork@cambridge.org

Free email alerts

Keep up-to-date with new
material – sign up at

journals.cambridge.org/register

For free online content visit:
<http://journals.cambridge.org/mam>



CAMBRIDGE
UNIVERSITY PRESS

CAMBRIDGE

JOURNALS

Neuron Glia Biology

Editor-in-Chief

R. Douglas Fields, National Institutes of Health, Bethesda, USA


Stimulated by recent advances in neuroscience, *Neuron Glia Biology* serves the expanding need for a scientific journal recognising that two-way communication between neurons and glia is essential for nervous system function. It publishes outstanding original research on cell-cell interactions in the nervous system, using molecular, biochemical, electrophysiological, and imaging methods, to investigate interactions among neurons and among glia, and between neurons and other non-neuronal cells.

Price information

is available at: <http://journals.cambridge.org/ngb>

Free email alerts

Keep up-to-date with new material – sign up at
<http://journals.cambridge.org/alerts>



Neuron Glia Biology

is available online at:
<http://journals.cambridge.org/ngb>

To subscribe contact Customer Services

in Cambridge:

Phone +44 (0)1223 326070

Fax +44 (0)1223 325150

Email journals@cambridge.org

in New York:

Phone +1 (845) 353 7500

Fax +1 (845) 353 4141

Email

subscriptions_newyork@cambridge.org

For free online content visit:
<http://journals.cambridge.org/ngb>



CAMBRIDGE
UNIVERSITY PRESS

Genetics Research

INSTRUCTIONS FOR CONTRIBUTORS

Genetics Research is a key forum for original research on all aspects of genetics. Building on the success and history of its previous incarnation, *Genetical Research*, the journal has a publishing remit that provides comprehensive coverage of subjects vital to the field, including: evolutionary and population genetics, genetics of complex traits, quantitative and statistical genetics, bioinformatics, genomics, molecular and developmental genetics, Evo-Devo, conservation genetics and environmental genetics. On the empirical side, papers reporting studies that have broad implications using a range of organisms, from well-established genetic model organisms (*Drosophila*, *C. elegans*, mice, *Arabidopsis*, zebrafish, *Xenopus*) and agricultural species (rice, maize, wheat, cows, pigs, sheep, chickens) to humans are encouraged. The breadth and quality of papers, reviews and book reviews make the journal invaluable to professional geneticists, molecular biologists, plant and animal breeders, and biologists involved in evolutionary, developmental and conservation studies.

Categories of paper The Editors welcome original, creative, high-quality contributions suitable for the journal's international readership. There are no page charges for papers published in *Genetics Research*, and no charges for printing colour figures provided they are of high enough quality and scientifically necessary.

Research papers are full-scale research studies that fit within the journal's scope. There is no page limit, however, papers should be as concise as clarity permits. They should include a summary of up to 250 words, accompanied by 4–5 keywords.

Short papers are concisely written research reports for which rapid publication is considered desirable. Papers in this category should not exceed four printed pages of the journal, including a summary of no more than 100 words, and 4–5 keywords. *Short Papers* will follow a streamlined schedule and will normally be published within three months of submission. To meet this schedule, authors will be required to make revisions with minimal delay.

Review papers are comprehensive scholarly reviews that summarise and critically evaluate research in the addressed field and identify future implications. *Review Papers* may be submitted or they may be invited by the editors. They should contain no more than 5000 words (not including references, figures or tables), a summary of up to 250 words, and 4–5 keywords. (Exceptions to the length limitation will be considered by the editors if justified by the scope of the review.)

Originality and copyright To be published in *Genetics Research*, a manuscript cannot have been published previously, nor can it be under review for publication elsewhere. Papers with multiple authors are reviewed in the assumption that all authors have contributed materially to the research report, have approved the submitted manuscript and concur with its submission to *Genetics Research*. Authors of papers published in the journal assign copyright to Cambridge University Press, with certain rights reserved by the author. Before your manuscript can be accepted for publication in the journal, the corresponding author must send the signed Transfer of Copyright form to the following address: *Genetics Research*, Journals Production, Cambridge University Press, Shaftesbury Road, Cambridge CB2 8BS.

If you plan to include material that has been published elsewhere and/or is under copyright of a third party, it is the authors' responsibility to obtain permission to re-use or reproduce this material in the paper and to include necessary credits in the paper. When you submit your manuscript, please upload signed copies of any permission agreements.

Online submission All manuscripts should be submitted online at <http://www.editorialmanager.com/genetics>. Please ensure that your manuscript is uploaded in the correct file formats and using the correct journal styles. These are described in the Instructions for Contributors that can be found at www.journals.cambridge.org/grh.

Manuscript preparation and style The *Title Page* should contain the full title of the paper, the category under which the manuscript is submitted, the full names and affiliations of all authors, a short title for the running headlines (limited to 50 characters), and an email address for the corresponding author.

The *Summary* should be an unstructured abstract. It must not exceed 250 words, but it must provide the reader with a self-contained summary of the paper. It should include a brief introduction to the paper, the method, the key findings and the conclusions. A list of 4–5 keywords for indexing should follow the summary (not words that are used in your article's title).

The *Body of the Manuscript* should be broken into sections, such as the Introduction, Material and Methods, Results, Discussion, Acknowledgements, Declaration of Interest, Appendix, References. You should identify within the text where figures and tables should be inserted.

The *Acknowledgements* should list sources of financial support (including grant numbers) for all authors, credits for permission given for reproduction of third-party material, and any other acknowledgements.

In the *Declaration of Interest* section, you must report any potential conflicts of interest. Conflict of interest exists when an author has interests that might

inappropriately influence his or her judgement, even if that judgement is not influenced. Authors must disclose potentially conflicting interests so that others can make judgements about such effects. Such disclosure will not preclude publication, but it is necessary because of the potential of negative or positive bias. Authors should err on the side of full disclosure and if, authors are uncertain about what constitutes a relevant conflict, they should contact the editorial office. If there are no conflicts of interest, the section heading should be entered followed by 'None.'

The *Appendices* can be used to describe any additional material. You should use a main heading in the style '**Appendix A: A non-spatial deterministic model**'. Refer to appendices B, C etc. when there is more than one appendix. Figures, tables and equations in the appendix should be numbered in the style Figure A1, A2, Table A1, A2, Equation A1, A2 etc.

Figures, Tables and Equations All *Figure* files must be saved as TIFs, at final size and at appropriate resolution (600–1200 dpi for artwork and 300 dpi for photographs). Other file formats or figures 'pasted' into Word files are not accepted. Colour figures should be saved in CMYK (not RGB). Colour figures are published free of charge in *Genetics Research*, in both the online and the printed versions of the article. *Tables* should be placed in the main manuscript file at the end of the document, not within the main text. Each table should be placed on a separate page and its approximate position in the text must be indicated in the typescript. *Tables* must be supplied in a modifiable format, not as graphics. Type the table number and a short title at the top of the table, and place all the notes at the foot of the table. *Equations* should be typed within the manuscript in an editable format, aligned left, and each equation should be numbered. Ensure that you type mathematical symbols, not letters, and use the correct fonts for all Greek, Hebrew and script letters. The author must assume responsibility for the accuracy of complex mathematical formulae submitted.

References

Journal

Beaudoin, N., Serizet, C., Gosti, F. & Giraudat, J. Jr (2000 a). Interactions between abscisic acid. *Plant Cell* **12**, 1103–1116.
Oliver, T. R., Feingold, E., Yu, K., Cheung, V., Tinker, S., Yadav-Shah, M., Masse, N. & Sherman, S. L. (2008). New insight into human nondisjunction of chromosome 21 in oocyte. *PLoS Genetics* **4**, e1000033.

Book

Jeffreys, H. (1961). *Theory of Probability*, 3rd edn. Oxford, UK: Oxford University Press.
Goffinet, B. & Mangin, B. (1998). Testing of goodness of fit. In *Biostatistical Analysis*, p. 50. Rahway, NJ: Prentice-Hall.
Hoffman, A. A. (2000). Laboratory and field heritabilities. In *Genetic Variation in the Wild* (ed. T. A. Mousseau, B. Sinervo & J. A. Endler), pp. 200–218. New York: Oxford University Press.

Online publications

Koga, A., Sasaki, S., Naruse, K., Shimada, A. & Sakaizumi, M. (2010). Occurrence of a short variant of the *Tol2* transposable element in natural populations of the medaka fish. *Genetics Research*, published online 7 December 2010. doi: 10.1017/S0016672310000479.
Weisstein, E. W. (2005). Euler–Lagrange differential equation. Available at <http://mathworld.wolfram.com/eulerlagrangedifferentialequation.html> (accessed 10 April 2006).

PhD thesis

Yekutieli, D. (2001). Theoretical results needed for applying the false discovery rate in statistical problems. PhD thesis, Department of Statistics and Operations Research, Tel Aviv University, Tel Aviv, Israel.

Supplementary Material You must upload *Supplementary Material* at the same time that you submit your manuscript. At the head of the first page, type '*Genetics Research*', the article title, the names of the authors, and then the relevant inclusions. Although *Supplementary Material* is peer reviewed, it is not copyedited or typeset and it is loaded onto the journal's website exactly as supplied. Corrections cannot be made to the *Supplementary Material* after acceptance of the manuscript.

Ethical and Regulatory Guidelines Papers describing animal experiments must indicate that the research was approved by a Review Committee, or clearly state that the experiments were performed in accordance with accepted guidelines such as 'Guiding principles in the care and use of animals' (DHEW Publications, NIH, 80–23) or the Helsinki Declaration guidelines.

Deposition of Sequences Manuscripts will only be accepted for publication in *Genetics Research* on the understanding that protein and nucleic acid sequence data are deposited in a suitable public database, and polymorphism data is deposited in HGBASE. The corresponding accession numbers must be included in the paper. Authors must be willing to distribute freely, for academic research, any new strains, clones or antibodies that they describe. Papers describing protein or nucleic acid sequences should indicate in which public databases the sequences have been deposited.

Cambridge University Press

Printed in the United Kingdom at the University Press, Cambridge

GENETICS RESEARCH

CONTENTS

SHORT NOTE

***msecBari*, a new MITE-like element in *Drosophila sechellia* related to the *Bari* transposon**

Elaine Silva Dias and Claudia Marcia Aparecida Carareto 381

RESEARCH PAPERS

Functional genome annotation of *Drosophila* seminal fluid proteins using transcriptional genetic network

Julien F. Ayroles, Brooke A. Laffamme, Eric A. Stone, Mariana F. Wolfner and Trudy F. C. Mackay 387

Inheritance of bacterial blight resistance in the rice cultivar *Ajaya* and high-resolution mapping of a major QTL associated with resistance

K. Sujatha, P. Natarajkumar, G. S. Laha, B. Mishra, K. Srinivasa Rao, B. C. Viraktamath, P. B. Kirti, Y. Hari, S. M. Balachandran, P. Rajendrakumar, T. Ram, S. K. Hajira, M. Sheshu Madhav, C. N. Neeraja and R. M. Sundaram 397

Fine tuning genomic evaluations in dairy cattle through SNP pre-selection with the Elastic-Net algorithm

Pascal Croiseau, Andrés Legarra, François Guillaume, Sébastien Fritz, Aurélie Baur, Carine Colombani, Christèle Robert-Granié, Didier Boichard and Vincent Ducrocq 409

Associations of the *FTO* rs9939609 variant with discrete body fat depots and dietary intake in a multi-ethnic cohort

Scott A. Lear, Wei Q. Deng, Guillaume Paré, Dian C. Sulistyoningrum, Ruth J. F. Loos and Angela Devlin 419

Non-stringent tissue-source requirements for BMP ligand expression in regulation of body size in *Caenorhabditis elegans*

Cathy Savage-Dunn, Ling Yu, Kwesi Gill, Muhammad Awan and Thilini Fernando 427

ABSTRACTS

Abstracts of papers presented at the 21st Genetics Society's Mammalian Genetics and Development Workshop 433