

This is an Open Access article, distributed under the terms of the Creative Commons Attribution-NonCommercial-NoDerivatives licence (<http://creativecommons.org/licenses/by-nc-nd/4.0/>), which permits non-commercial re-use, distribution, and reproduction in any medium, provided the original work is unaltered and is properly cited. The written permission of Cambridge University Press must be obtained for commercial re-use or in order to create a derivative work.
doi:10.1017/jfm.2019.752

On the physical mechanisms of the two-way coupling between a surface wave field and a circulation consisting of a roll and streak

Nobuhiro Suzuki[†]

Univ. Brest, CNRS, IRD, Ifremer, Laboratoire d’Océanographie Physique et Spatiale (LOPS), IUEM, Plouzané 29280, France

(Received 29 August 2018; revised 30 June 2019; accepted 9 September 2019;
first published online 25 October 2019)

The governing equations of a surface wave field and a coexisting roll–streak circulation typical of Langmuir circulations or submesoscale frontal circulations are derived to better describe their two-way interactions. The gradients and vertical velocities of the roll–streak circulation induce wave refraction, amplitude modulation and higher-order waves. These changes then produce wave–wave nonlinear forces and divergence of the wave-induced mass transport, both of which in turn affect the circulation. To accurately represent these processes, both a wave theory and a wave-averaged theory are developed without relying on any extrapolation, any spatiotemporal mapping or an approximation that treats the wave-induced mass divergence as being concentrated at the surface. This wave theory finds seven types of current-induced higher-order wave motions. It also determines the wave dynamics such as the governing equation of the wave action density valid in the presence of the complex circulation. The evolution of the wave action density is clearly affected by the upwelling or downwelling. The new wave-averaged theory presents the governing equations of the wave-averaged circulation which satisfies the wave-averaged mass conservation. This circulation is different from the circulation considered to satisfy the mass conservation in the Craik–Leibovich theory, and the difference becomes critical when the wave field evolves due to refraction. In this case, compared to the Craik–Leibovich theory, long waves are more important and also the rolls are more weakly forced.

Key words: general fluid mechanics, wave–turbulence interactions, surface gravity waves

1. Background and outline

This paper is concerned with the interactions between currents and surface gravity waves in the oceanic surface mixed layer. These interactions play a crucial role

[†] Present address: Institute of Coastal Research, Helmholtz-Zentrum Geesthacht, Max-Planck-Str. 1, 21502 Geesthacht, Germany. Email address for correspondence: nobuhiro.suzuki@hzg.de

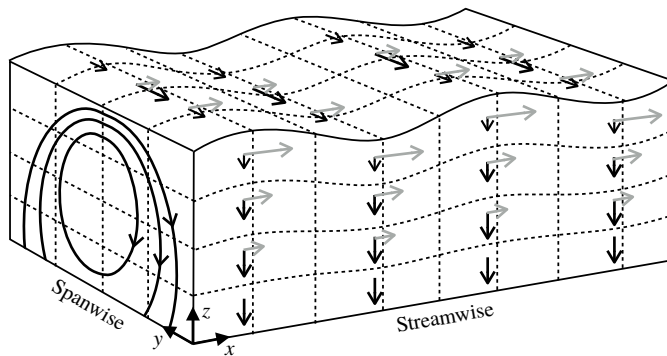


FIGURE 1. Rough illustration of a current structure having a roll (black arrows) and an along-roll jet (grey arrows). This jet is also known as a streak. The roll is the quasi-two-dimensional vortex formed by the spanwise and vertical velocities of the current field. It lies along the x -axis. The streak is the streamwise flow of the current field. For a typical Langmuir cell, its streamwise length scale is much longer than the wavelength of the dominant wave, while its spanwise and vertical length scales can be longer or shorter than the wavelength (e.g. Faller & Caponi 1978; Leibovich 1983; Phillips 2001). The near-surface along-roll jet occurs on the downwelling side. Also illustrated is the surface-following coordinate system (dashed lines) used in this paper.

in the dynamics of wave properties (e.g. Peregrine & Jonsson 1983) as well as in the dynamics of various wave-averaged circulations. (In general, a wave-averaged circulation refers to the circulation obtained by averaging a flow field to remove the wave oscillations from it. The specifics of the averaging method vary between papers, and those used in this paper are detailed in §2.2.) Some examples of wave-averaged circulations are Langmuir circulations (e.g. Leibovich 1983), coastal currents (e.g. Longuet-Higgins 1970; McWilliams, Restrepo & Lane 2004), shallow-water eddies (Bühler & McIntyre 2003) and submesoscale flows (McWilliams & Fox-Kemper 2013; Haney *et al.* 2015; Suzuki *et al.* 2016; McWilliams 2018). They are in turn fundamental to a multitude of upper-ocean properties (e.g. ice formation: Drucker, Martin & Moritz 2003; Dethleff & Kempema 2007).

The main circulations considered in this paper are Langmuir circulations penetrating deep into the mixed layer. They are made of flow structures each of which consists of a roll and an along-roll jet, also known as a streak, as shown in figure 1. Because this structure also appears in submesoscale frontal circulations, this study also applies to them. For a submesoscale front, the streak is the geostrophic jet, and the roll is the ageostrophic circulation. Hereafter, the x -direction and the y -direction shown in figure 1 are called the streamwise direction and the spanwise direction, respectively. Importantly, this structure can have vertical velocities and (spanwise and vertical) velocity gradients that are significant enough to affect the overlapping wave field.

The aim of the present paper (hereafter, S19) is to improve our theoretical understanding of how this complex current structure affects the overlapping wave field and how the modified wave field exerts forces on the wave-averaged circulations. The seminal works by Craik & Leibovich (1976) and Leibovich (1977, 1980) have developed the Craik–Leibovich (CL) theory, which is concerned with currents that are

much slower than the wave phase speed and wave fields that do not evolve due to the currents. S19 aims to improve the CL theory by taking account of the current-induced evolution of the wave field such as wave refraction. In order to highlight the effect solely due to this difference, S19 intentionally keeps the scaling conditions for the currents the same as the CL theory. The current-induced evolution of the wave field has been previously considered by McWilliams *et al.* (2004) under the scaling conditions appropriate for coastal circulations. Compared to their study, the horizontal gradients and vertical velocities of the current field considered in S19 are allowed to be much more significant. As a result, the current field in S19 affects the wave field more significantly and in several additional ways. Another related theory has been pioneered by Craik (1982), who takes account of a spanwise (higher-order) modulation of the wave field induced by a strong current field. Phillips (1998) has broadened Craik's theory to include the influence of arbitrarily strong currents, viscosity and growing waves, and has subsequently applied the theory to the stability analysis of vertically sheared, density-stratified and temporally evolving mean flows beneath growing or decaying waves (Phillips 2002) and also to the analysis of the Langmuir circulations typical in laboratory experiments (Phillips 2005). An important difference between the Craik–Phillips theory and S19 is, among other things, that the leading-order wave field in the former does not refract due to the current field while it refracts in the latter. As a result, S19 finds that, when the wave refraction causes a temporal change in the wave properties, the force that drives Langmuir circulations can be decreased by a factor of 5–10 (§6.3).

Proper accounting for the effect of the wave evolution involving refraction requires great care. This is because a temporal change in the spatial variation of the wavenumber or amplitude affects the wave-induced mass flux and its divergence. This, in turn, affects the wave-averaged pressure and thereby the wave-averaged circulations (§§ 6.1 and 6.2). (Note that the wave-averaged pressure is different from the Bernoulli head appearing in the CL theory or McWilliams *et al.* (2004); that is, the Bernoulli head is independent of the mass conservation, while the wave-averaged pressure develops due to the mass conservation.) In order to accurately represent these processes, S19 is developed without extrapolating the water flow into the region outside the water and also without mapping the position of a physical quantity carried by a water parcel onto a position (such as the parcel's mean position) different from the parcel's instantaneous position. This approach is different from the approaches used in the aforementioned previous theories, but it is a standard surface-following approach (§§ 2.2 and 2.3) used in interfacial or boundary-layer problems (e.g. Hsu, Hsu & Street 1981).

The value of this approach becomes clear when it is compared to other theories in terms of how the wave-induced mass divergence is treated. For example, the original CL theory (i.e. Craik & Leibovich 1976; Leibovich 1977) is formulated based on the Eulerian wave averaging, which either neglects the water region above the wave-trough height or extrapolates the water flow into the air region above the troughs. Doing so, however, makes the wave's mean momentum (Phillips 1977, p. 40), the wave-induced mass flux and its connection to the wave-averaged pressure invisible. Hasselmann (1971) improves the Eulerian mean formulation by taking into consideration the wave-induced mass divergence as a source or sink of mass at the surface. A similar approach is used also by McWilliams *et al.* (2004, p. 156). This method, however, does not represent the vertical distribution of the wave-induced mass divergence. It is uncertain whether or not this approximation is sufficient for the problem considered in S19. Therefore, S19 uses the surface-following formulation, which resolves the vertical distribution of the wave-induced mass divergence.

Furthermore, there is another group of theories (e.g. Garrett 1976; Smith 2006) which consider this issue by vertically integrating the governing equations from the bottom to the instantaneous water surface. This approach can naturally show that a time-dependent wave-induced mass divergence affects the wave-averaged pressure. However, it does not let us see the vertical structure of the flow. Like the aforementioned extrapolation above the wave troughs, mapping of the flow field can also affect the representation of the mass divergence. (Readers interested in an example of mappings and some effects on the mass divergence are referred to McIntyre (1988), Phillips (1998) and Ardhuin, Rascle & Belibassakis (2008, 2017).) Therefore, S19 uses no mapping and thereby makes the effect of the wave undulation on the mass divergence explicit (§§ 4 and 6.1). In this way, S19 aims to make the representation of the mass divergence as transparent as possible.

In order to derive the wave-averaged dynamics, it is necessary to first determine the motion and properties of the current-affected wave field. This is done in § 5. The waves considered are propagating roughly in the streamwise direction because this is the typical situation for Langmuir circulations. As mentioned already, the current and wave velocity scales used in S19 are the same as in the CL theory; that is, the wave orbital and current velocities are, at most, of first order and second order, respectively, where the wave phase speed is of zeroth order. Then, the largest current effects – such as the advection of the first-order wave velocities by the current velocities – on the wave motion occur in the third-order governing equations. At the same time, the largest forces – such as the advection of the current velocities by the current velocities – pertinent to the wave-averaged dynamics are of fourth order. Now, note that some wave–wave nonlinear effects – such as the advection of the first-order wave velocities by the current-induced (i.e. third-order) wave velocities – are of fourth order. Therefore, although the third-order wave dynamics might seem negligible to some readers, in fact the third-order waves are involved in the leading-order balances of the wave-averaged dynamics.

In the literature, there are three types of approaches to dealing with the current-induced wave–wave nonlinear effects. The first approach (Craik & Leibovich 1976; McWilliams *et al.* 2004) directly evaluates the nonlinear effects by using theoretical solutions for the current-induced wave motions. Importantly, if the nonlinear effects are evaluated without the current-induced wave motions, as done for example by Mellor (2016, equations 1,2, and 35b), then the forces driving Langmuir circulations cannot be properly derived. The second approach is that of the generalised Lagrangian mean (GLM) theory, and it takes into account the nonlinear effects by taking a product of a wave quantity and the equations of motion, as shown in equation (B1) of Andrews & McIntyre (1978). (This operation yields terms that contain the current-induced wave–wave nonlinear effects such as $\mathcal{E}_{j,3}\bar{u}_1^L u_{j,1}^\xi$, where the notation of Andrews & McIntyre (1978) is used. Note that $\mathcal{E}_{j,3}$ contains the leading-order wave, and $\bar{u}_1^L u_{j,1}^\xi$ contains the information of a current-induced wave. This can be seen by comparing (6.8) of S19 to $\bar{u}_1^L u_{j,1}^\xi$.) The third approach (Garrett 1976; Smith 2006) utilises an equation that relates the nonlinear effects to the evolution of the wave's mean momentum (see equation (3.8) of Garrett (1976)) based on the wave action density conservation (Bretherton & Garrett 1968) together with an equation for the wavenumber. S19 takes the approach of the first type. Thus, S19 derives the current-affected wave solutions in § 5 and directly evaluates the nonlinear effects in § 6. The physical meanings of the derived wave solutions are analysed in § 5.2. Crucially, if one wishes to use the approach of the third type, then one must use the wave dynamics – such as the wave action density conservation – which is valid in

the presence of the complex circulation shown in figure 1. To the author's knowledge, such wave dynamics is not well known, and S19 derives the dynamics from the current-affected higher-order dynamics in §§ 5.3 and 5.4.

In passing, note that there is an interesting similarity between Langmuir circulations and the vortex–wave interaction (Hall & Smith 1991; Hall & Sherwin 2010; Deguchi & Hall 2014*a,b*) seen in flat-wall boundary-layer flows. In both cases, a non-oscillatory flow consisting of streamwise rolls and streaks coexists with an oscillatory flow, and the oscillatory flow drives the rolls by the wave–wave nonlinear forces. Moreover, the oscillatory flow is crucially modified by the non-oscillatory flow. However, the wave fields in the flat-wall boundary-layer flows are neither interfacial waves nor gravity waves. As a result, they are quite different from the wave field found in S19. The physical processes that produce the current-induced wave–wave nonlinear effects in Langmuir circulations are analysed in § 6.4.

In order to develop the wave and wave-averaged theories in §§ 5 and 6, S19 first lays out the foundational formulation including the flow components, the surface-following coordinate system and the governing equations in § 2. Then, the conditions of the wave field and circulation considered are detailed in § 3. After that, two effects of the wave field on the divergence of the current velocity are explained in § 4. The main outcomes are the governing equations for the wave properties such as the wave action density, namely (5.45), and those for the wave-averaged circulation, namely (6.3), (6.5) and (6.6). S19 is less than comprehensive in that it does not present long-term consequences of the governing equations (e.g. stability analysis) nor a comparison with observations. (These topics are currently being investigated and will be reported elsewhere.) However, it does provide the theory necessary to enable these further investigations.

2. Formulation

2.1. Characteristic scales

The characteristic scales used throughout S19 are k and $c^{[0]}$, where k is the magnitude of the wavenumber and $c^{[0]}$ is the leading-order term of the intrinsic phase speed c . Some typical example values are $(c^{[0]}, k) \approx (3 \text{ m s}^{-1}, 1 \text{ rad m}^{-1})$, $(9 \text{ m s}^{-1}, 0.1 \text{ rad m}^{-1})$ and $(22 \text{ m s}^{-1}, 0.02 \text{ rad m}^{-1})$ for a wave whose wavelength is 5 m, 50 m and 300 m, respectively. For any variable φ , its perturbation series is denoted as

$$\varphi = \sum_n \varphi^{[n]}, \quad (2.1)$$

where n is an integer index and the superscript $[n]$ denotes the n th term of the series. When the n th term is non-dimensionalised with k and $c^{[0]}$, it is at most of $O(\epsilon^n)$, where $\epsilon \equiv 0.1$ in S19. Note that ϵ is defined as 0.1 for two reasons. Firstly, specifying a value of ϵ is necessary to evaluate the orders of the coefficients contained in some terms of the governing equations. Secondly, this definition keeps the notation simple because it then allows the order of any quantity appearing in S19 to be expressed in terms of ϵ . In general, one may wish to introduce multiple scaling symbols: e.g. one for the wave amplitude and another for the current speeds. However, this is unnecessary here because S19 considers only a (typical oceanic) condition where the wave amplitude is of $O(0.1k^{-1})$ and the current speeds are, at most, of $O(0.1^2 c^{[0]})$. (Note that common current speeds relevant to oceanic submesoscale and Langmuir circulations are of order of 1–10 cm s⁻¹ (e.g. Suzuki *et al.* 2016), neglecting the intermittent currents that may be produced by wave breaking.) More details are given in § 3.1.

2.2. Flow components

Throughout this paper, the following subscript indices are used for the tensor indices: $H = 1, 2$; $h = 1, 2$; $i = 1, 2, 3$; and $\ell = 1, 2, 3, t$. Here, 1 and 2 are for the horizontal dimensions, 3 is for the vertical dimension, and t is for the time dimension. The Einstein summation convention is used throughout. At any position in the water, the fluid velocity $(u_1, u_2, u_3) \equiv (u, v, w)$ consists solely of the current velocity $(u_1^c, u_2^c, u_3^c) \equiv (u^c, v^c, w^c)$ and the wave velocity $(u_1^w, u_2^w, u_3^w) \equiv (u^w, v^w, w^w)$: that is, $u_i = u_i^c + u_i^w$. Every point of the physical Euclidean space is given both a Cartesian coordinate (x, y, z) and a surface-following coordinate (x, y, ζ) , as illustrated in figure 1. The horizontal coordinate system of the surface-following coordinate system is identical to the Cartesian one. The surface labelled with a constant value of ζ follows the vertical displacement due to the wave motion, as detailed in § 2.3.

All velocities are measured with respect to the Cartesian coordinate system, and the directions of u, v and w are the same as the directions of x, y and z , respectively, even when the position of a velocity is indicated with (x, y, ζ) . That is, $u_i(x, y, \zeta, t) = u_i(x, y, z(x, y, \zeta, t), t)$, where $z(x, y, \zeta, t)$ is the Cartesian vertical coordinate of the position indicated by (x, y, ζ, t) . In other words, the velocity of a fluid parcel is described using the Cartesian velocity components, and its position is indicated using a surface-following curvilinear coordinate system. This approach is commonly used in interfacial or boundary-layer problems (e.g. Hsu *et al.* 1981; Hunt, Leibovich & Richards 1988; Belcher & Hunt 1993) involving a surface undulation, when it is desirable to distinguish the momentum (e.g. current) extrinsic to the surface undulation from that (e.g. wave) intrinsic to the surface undulation. This distinction can be often most meaningfully made with respect to a Cartesian basis while taking into account the material-surface displacement induced by the flow intrinsic to the surface undulation. Moreover, this description facilitates interpretation of observational data (Hsu *et al.* 1981). A detailed discussion on the advantages of this approach over other coordinate systems or other velocity descriptions is given in Hsu *et al.* (1981).

Consider a deep-water surface gravity wave field whose leading-order displacement of the water surface is given by $a(x, y, t) \cos \chi$. Here, a is the amplitude and χ is defined as

$$\chi \equiv s(x, y, t) - \Theta, \tag{2.2}$$

where $s(x, y, t)$ is the phase function and Θ is the phase shift parameter. The phase shift parameter is a real variable and is independent of the coordinate variables. The wavenumber $k\hat{k}_h$ and the apparent frequency $k(c + \hat{k}_h u_h^D)$ are defined as

$$k\hat{k}_h \equiv \partial_h s = \partial_h \chi, \quad k(c + \hat{k}_h u_h^D) \equiv -\partial_t s = -\partial_t \chi, \tag{2.3a,b}$$

where (\hat{k}_1, \hat{k}_2) is the unit vector of the wavenumber and (u_1^D, u_2^D) is the Doppler shift velocity. From these definitions, it is evident that a, k, \hat{k}_h, c and u_h^D are independent of Θ, z and ζ . The apparent frequency or equivalently c and u_h^D are unknown variables to be determined as part of the wave solutions.

The wave solutions sought correct to $O(\epsilon^3)$ in § 5 are functions of (x, y, ζ, t, Θ) and periodic in Θ , that is,

$$u_i^w(x, y, \zeta, t, \Theta) = u_i^w(x, y, \zeta, t, \Theta + 2\pi). \tag{2.4}$$

Importantly, a periodicity in time or space is not required. Hence, the amplitude or wavenumber can change in time and space. Because the wave solutions at any value of

Θ satisfy the governing equations, $u_i^w(x, y, \zeta, t, \Theta)$ represents a one-parameter family of solutions which are all valid at (x, y, ζ, t) . Denote the averaging over this solution family at a coordinate (x, y, ζ, t) by

$$\langle \varphi \rangle(x, y, \zeta, t) \equiv \frac{1}{2\pi} \int_0^{2\pi} \varphi(x, y, \zeta, t, \Theta) d\Theta \tag{2.5}$$

for any function φ . Crucially, $\langle \rangle$ exactly commutes with the spatial and temporal partial differentiation operators with respect to (x, y, ζ, t) . (In contrast, $\langle \rangle$ may not commute with the partial differentiation operators with respect to (x, y, z, t) because the averaging $\langle \rangle$ is not done at a fixed (x, y, z, t) .) Moreover, $\langle \rangle$ is idempotent: $\langle \langle \varphi \rangle \rangle = \langle \varphi \rangle$. If φ is independent of Θ , then $\langle \varphi \rangle = \varphi$. These properties are essential for mathematical rigour. Physically, $\langle \rangle$ represents the ensemble averaging at a given (x, y, ζ, t) over the ensemble of states having the same current and wave properties (i.e. a and s) but different values of the phase shift parameter Θ . This use of Θ follows that of Hayes (1970) and Grimshaw (1984). The wave motion consists of the ensemble average $\mathfrak{U}_i \equiv \langle u_i^w \rangle$ and the oscillatory deviations from it, that is,

$$u_i^w(x, y, \zeta, t, \Theta) = \mathfrak{U}_i(x, y, \zeta, t) + [u_i^w(x, y, \zeta, t, \Theta) - \mathfrak{U}_i(x, y, \zeta, t)]. \tag{2.6}$$

2.3. Coordinate systems

Let us call the surface-following coordinate system the ζ -coordinate system. Recall that (x, y, t, Θ) are identical between the Cartesian and ζ -coordinate systems. Also recall that the z -coordinate – i.e. the height – of a point (x, y, ζ, t, Θ) is $z(x, y, \zeta, t, \Theta)$. Hereafter, let us use the following notation: for any variable φ ,

$$\partial_{\ell}^z \varphi \equiv \frac{\partial \varphi(x, y, z, t, \Theta)}{\partial x_{\ell}} \quad \text{where } (x_1, x_2, x_3, x_t) \equiv (x, y, z, t), \tag{2.7}$$

$$\partial_{\ell}^{\zeta} \varphi \equiv \frac{\partial \varphi(x, y, \zeta, t, \Theta)}{\partial x_{\ell}} \quad \text{where } (x_1, x_2, x_3, x_t) \equiv (x, y, \zeta, t). \tag{2.8}$$

Multiple operations are denoted by $(\partial_{\ell}^{\zeta})^n$, e.g. $(\partial_2^{\zeta})^2 \equiv \partial_2^{\zeta} \partial_2^{\zeta}$. Because a, k, \hat{k}_h, c and u_h^D are functions only of (x, y, t) , their derivatives do not have the superscript z or ζ on ∂_{ℓ} .

Now, let us more precisely define the constant- ζ surfaces to be used as the ζ -coordinates. First, let the water surface be the constant- ζ surface labelled with $\zeta = 0$. Then, the height of the water surface – namely, $z(x, y, \zeta = 0, t, \Theta)$ – satisfies $\partial_t^{\zeta} z = w - u_h \partial_h^{\zeta} z$. This is the standard kinematic boundary condition for the free surface. In S19, let us limit our consideration to only those currents whose vertical velocities w^c are zero at the water surface. That is, $w = w^w$ at the water surface. Therefore, the water surface satisfies $\partial_t^{\zeta} z = w^w - u_h \partial_h^{\zeta} z$. Now, let us define every constant- ζ surface in the interior by the following equation for its z -coordinate $z(x, y, \zeta, t, \Theta)$:

$$\partial_t^{\zeta} z = w^w - u_h \partial_h^{\zeta} z. \tag{2.9}$$

Here any initial condition or constant of integration should be chosen so that the constant- ζ surfaces become identical to the constant- z surfaces in the absence of waves (or any other disturbances such as geostrophically balanced surface tilts, which are negligible at the orders concerned in S19). If w^w in (2.9) is replaced with w ,

then the constant- ζ surfaces defined in this way are the interior material surfaces. However, (2.9) uses w^w so that the constant- ζ surfaces follow the displacement due to the wave vertical velocities, rather than the fluid vertical velocities. Thus, current vertical velocity w^c , which may be of $O(\epsilon^2 c^{(0)})$ in the interior, goes through (i.e. does not move) the constant- ζ surfaces. Note that the kinematic boundary condition for the water surface is the same as (2.9) at $\zeta = 0$.

In S19, the amplitude is of first order, i.e. $a = O(\epsilon k^{-1})$. Therefore, the perturbation series of $z(x, y, \zeta, t, \Theta)$ is

$$z(x, y, \zeta, t, \Theta) = \zeta + \sum_{n \geq 1} z^{[n]}(x, y, \zeta, t, \Theta), \tag{2.10}$$

where $z^{[n]} \leq O(\epsilon^n k^{-1})$. The value of ζ is equal to the unperturbed height and $\sum z^{[n]}$ is the perturbation.

Let us define the constant- ζ layer containing a point (x, y, ζ, t, Θ) as the layer containing the point and bounded by two infinitesimally close constant- ζ surfaces. The concept of a layer is useful because the wave motion undulates both the slope and thickness of a material layer. The constant- ζ surface and layer at (x, y, ζ, t, Θ) have the following properties:

$$\text{vertical motion of the surface, } S_t \equiv \partial_t^\zeta z = \partial_t^\zeta \sum_{n \geq 1} z^{[n]}, \tag{2.11}$$

$$\text{slope of the surface, } S_h \equiv \partial_h^\zeta z = \partial_h^\zeta \sum_{n \geq 1} z^{[n]}, \tag{2.12}$$

$$\text{layer-thickness perturbation, } S_3 \equiv \partial_3^\zeta \sum_{n \geq 1} z^{[n]}, \tag{2.13}$$

$$\text{normalised layer thickness, } J \equiv \partial_3^\zeta z = 1 + S_3. \tag{2.14}$$

Here J is the layer thickness normalised with the undeformed thickness and is also the Jacobian determinant (i.e. $dx dy dz = J dx dy d\zeta$). The commutation of the differential operators yields the following identities: $\partial_\ell^\zeta J = \partial_\ell^\zeta S_3$ and $\partial_\ell^\zeta S_m = \partial_m^\zeta S_\ell$ for $m = 1, 2, 3, t$.

Since $\partial_3^\zeta x, \partial_3^\zeta y$ and $\partial_3^\zeta t$ are all zero, the standard chain rule for ∂_3^ζ yields $1 = \partial_3^\zeta z = (\partial_3^\zeta \zeta) \partial_3^\zeta z$. Therefore, $J^{-1} = \partial_3^\zeta \zeta$. Then, the chain rules for ∂_3^ζ and ∂_ℓ^ζ yield

$$\partial_3^\zeta \varphi = (\partial_3^\zeta \zeta) \partial_3^\zeta \varphi = J^{-1} \partial_3^\zeta \varphi \quad \text{and} \quad \partial_\ell^\zeta = \partial_\ell^\zeta - S_\ell J^{-1} \partial_3^\zeta. \tag{2.15a,b}$$

2.4. Equations of motion

Hereafter, consider an inviscid and incompressible fluid having a uniform density ρ_0 . Thus, the equations of motion with respect to the Cartesian coordinate system are

$$\partial_t^\zeta u_i + u_h \partial_h^\zeta u_i + w \partial_3^\zeta u_i = -\partial_i^\zeta P, \tag{2.16}$$

$$\partial_i^\zeta u_i = 0, \tag{2.17}$$

where $P \equiv p/\rho_0 + gz$, with p the pressure and g the gravitational acceleration. According to (2.15) and $w = w^c + w^w$, (2.16) and (2.17) are equivalent to

$$\text{momentum equations, } \partial_t^\zeta u_i + u_h \partial_h^\zeta u_i + w^c J^{-1} \partial_3^\zeta u_i = -\partial_i^\zeta P + S_i J^{-1} \partial_3^\zeta P, \tag{2.18}$$

$$\text{incompressibility, } \partial_i^\zeta u_i - S_i J^{-1} \partial_3^\zeta u_i = 0. \tag{2.19}$$

The lower and upper boundary conditions for deep-water waves without wind forcing are

$$u_i^w = 0 \quad \text{at } \zeta = -\infty, \tag{2.20}$$

$$\frac{1}{g} \partial_i^\zeta P - w^w + u_h S_h = 0 \quad \text{at } \zeta = 0, \tag{2.21}$$

where $w^c = 0$ at $\zeta = 0$ in S19. Equation (2.21) is the joint condition between the kinematic upper boundary condition (i.e. $\partial_i^\zeta z = w - u_h \partial_h^\zeta z$) and the dynamic upper boundary condition (i.e. $p = \text{const.}$ at $\zeta = 0$). The definition of P and the dynamic upper boundary condition give $\partial_i^\zeta P = g \partial_i^\zeta z$ at $\zeta = 0$. Combining this and the kinematic upper boundary condition yields (2.21).

3. Conditions of the wave field and circulation

3.1. Scaling conditions

S19 considers the following conditions: $a = O(\epsilon k^{-1})$, to consider a typical non-breaking wave field; $\hat{k}_1 = O(1)$ and $\hat{k}_2 \leq O(\epsilon)$, because the wave propagation is roughly in the streamwise direction; $\mathfrak{U}_h \leq O(\epsilon^2 \hat{k}_h c^{[0]})$ and $\mathfrak{U}_3 \leq O(\epsilon^4 c^{[0]})$, being consistent with a largely uniform and first-order-irrotational wave field; and $u_i^c \leq O(\epsilon^2 c^{[0]})$, like the CL theory. (Higher-order irrotationality of the wave motion is not assumed in S19.) However, unlike the CL theory, S19 does not assume that the current velocity field is non-divergent. Therefore, S19 anticipates a condition $\partial_i^\zeta u_i^c \leq O(\epsilon^4 c^{[0]} k)$, being consistent with the order of $\partial_i^\zeta \mathfrak{U}_i$. The orders of all other quantities are listed in appendix A. Many of these conditions are roughly depicted in figure 1. Importantly, S19 considers only those current structures whose spanwise widths are wider than roughly one wavelength so that the fourth and higher spanwise derivatives of u^c and w^c are insignificant compared to their lower spanwise derivatives (see table 4). The anticipated gradients of the wave properties due to the wave–current interaction are specified later in table 5. Note that these scaling conditions are validly possible; that is, these scales are self-consistent with the scales implied by the equations of the wave properties and of the wave-averaged circulation derived later in §§ 5 and 6. An example of the self-consistency conditions is $O(\partial_\ell \varphi) \geq O([c^{[0]} k]^{-1} \partial_\ell \partial_\ell \varphi)$ for any quantity φ . This is a statement that $\partial_\ell \varphi$ remains negligible at least during one characteristic period $(c^{[0]} k)^{-1}$, if it is initially negligible. To achieve self-consistency, the scales specified here and the results in §§ 5 and 6 are iteratively derived. (This, of course, does not eliminate a possibility of having another validly possible set of scaling conditions.)

The aforementioned scaling conditions imply an important relationship between the current velocity and its ensemble average (see § A.2 for derivation), namely,

$$u_i^c = \langle u_i^c \rangle + O(\epsilon^4 c^{[0]}). \tag{3.1}$$

3.2. The class of the current structures assumed in § 5

In § 5, the wave solutions are obtained for a particular class of current structures having the form $u^c = \sum_{n \geq 1} u_{(n)}^c$ and $w^c = \sum_{n \geq 1} w_{(n)}^c$ where

$$\left. \begin{aligned} u_{(1)}^c &= C_{\mathbb{A}(1)} \mathcal{U}_{(1)}(x, \zeta, t), \\ u_{(n)}^c &= B_{\mathbb{A}(n)} \cos \left(\sqrt{K_{\mathbb{A}(n)}^2 - k^2 y} + C_{\mathbb{A}(n)} \right) \mathcal{U}_{(n)}(x, \zeta, t) \quad \text{for } n \geq 2, \end{aligned} \right\} \tag{3.2}$$

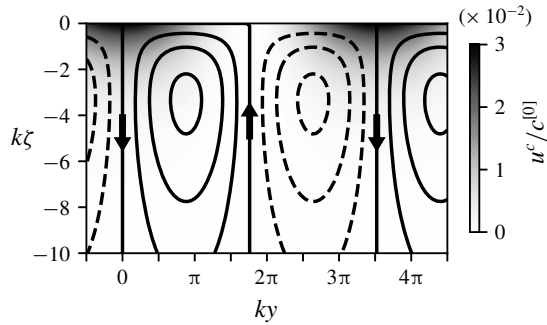


FIGURE 2. An example of the current structures satisfying (3.2) and (3.3). The wave solutions in § 5 are derived assuming that the current field satisfies (3.2) and (3.3). The background colour shows $u^c/c^{[0]}$, and the contours show the streamfunction of (v^c, w^c) . The sense of rotation of each roll is indicated by the arrows. In this example, $K_{\mathbb{A}(2)} = K_{\mathbb{B}(2)} = 1.15k$, $u^c = u^c_{(1)} + u^c_{(2)} = \mathcal{U}_{(1)} - \cos(\sqrt{K_{\mathbb{A}(2)}^2 - k^2}y + \pi)\mathcal{U}_{(2)}$, the streamfunction of $(v^c, w^c) = (v^c, w^c_{(2)})$ is $-(K_{\mathbb{B}(2)}^2 - k^2)^{-1/2} \cos(\sqrt{K_{\mathbb{B}(2)}^2 - k^2}y + 0.5\pi)\mathcal{W}_{(2)}$, $\mathcal{U}_{(1)} = \mathcal{U}_{(2)} = 1.5e^{0.6k\zeta} \epsilon^2 c^{[0]}$ and $\mathcal{W}_{(2)} = -3k\zeta e^{0.3k\zeta} \epsilon^2 c^{[0]}$.

and

$$\left. \begin{aligned} w^c_{(1)} &= C_{\mathbb{B}(1)} \mathcal{W}_{(1)}(x, \zeta, t), \\ w^c_{(n)} &= B_{\mathbb{B}(n)} \cos\left(\sqrt{K_{\mathbb{B}(n)}^2 - k^2}y + C_{\mathbb{B}(n)}\right) \mathcal{W}_{(n)}(x, \zeta, t) \quad \text{for } n \geq 2. \end{aligned} \right\} \quad (3.3)$$

The subscript indices are surrounded with parentheses to avoid possible confusion with the tensor indices. In (3.2) and (3.3), $B_{\mathbb{A}(n)}$, $C_{\mathbb{A}(n)}$, $B_{\mathbb{B}(n)}$ and $C_{\mathbb{B}(n)}$ are real constants; $K_{\mathbb{A}(n)}$ and $K_{\mathbb{B}(n)}$ (for $n \geq 2$) are real parameters in the range of $k < K_{\mathbb{A}(n)} \leq 1.15k$ and $k < K_{\mathbb{B}(n)} \leq 1.15k$ (see § A.3 for their scaling conditions); and $\mathcal{U}_{(n)}$ and $\mathcal{W}_{(n)}$ may be any functions of (x, ζ, t) as long as they satisfy the scaling conditions. The upper bound (i.e. $1.15k$) of $K_{\mathbb{A}(n)}$ and $K_{\mathbb{B}(n)}$ gives the narrowest (i.e. 88% of the wavelength $2\pi k^{-1}$) current structure considered in S19. For theoretical consistency, $u^c_{(n)}$ and $w^c_{(n)}$ should individually satisfy the scaling conditions. Figure 2 shows an example.

4. Two effects of the wave field on the divergence of the current velocity

According to the chain rule (2.15), the divergence of the current velocity is equal to

$$\partial_i^z u_i^c = \partial_i^\zeta u_i^c - S_i J^{-1} \partial_3^\zeta u_i^c. \quad (4.1)$$

Note that, according to (3.1), the first term on the right-hand side is, to third order, independent of the phase shift parameter Θ . The wave field can make this term non-zero via the divergence of the wave-driven mass fluxes (as detailed in § 6.1).

By contrast, the second term on the right-hand side depends on Θ at third order. This term shows that the divergence of the current velocity fluctuates with Θ when the current field is vertically sheared and coexists with the undulation S_i . Thus, hereafter, this term is called the undulation-induced divergence of the current. Figure 3 shows how a vertical gradient of the current yields the undulation-induced divergence when the wave generates the layer-thickness perturbation S_3 or slope S_h . The undulation-induced divergence is crucial because it induces important higher-order wave motions.

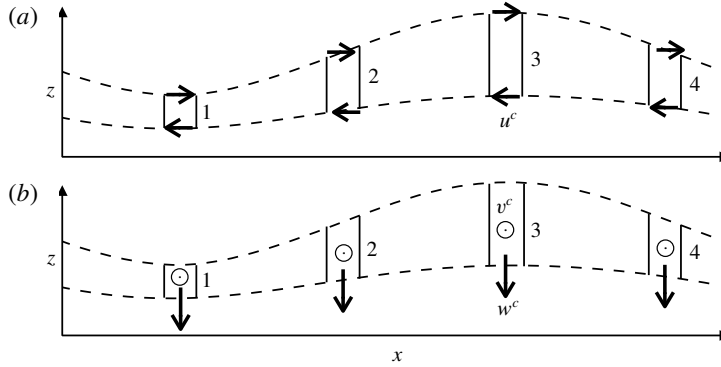


FIGURE 3. The mechanism responsible for the undulation-induced divergence of the current velocity field. The dashed lines are constant- ζ surfaces, and the arrows and \odot are the currents. The currents are uniform along each constant- ζ surface. The wave motion displaces water parcels and the current velocities carried by them. In panel (a), $\partial_3^\zeta u^c$ is positive (only the relative difference from u^c at the layer middle is shown). As a result, an excess mass is incoming at contour 2 and outgoing at contour 4 due to the mass flux $\rho_0 u^c$ through the tilted constant- ζ surfaces. In panel (b), $\partial_3^\zeta w^c \approx -\partial_2^\zeta v^c$ is positive (only the relative difference of w^c at the two surfaces is shown). As a result, an excess mass is outgoing at contour 1 and incoming at contour 3, because w^c carries out an equal amount of water from each contour whereas v^c carries in the largest amount of water at contour 3, which has the largest sidewalls. For each panel, the sign of the undulation-induced divergence changes if the current gradient is negative.

These higher-order wave motions cancel the undulation-induced divergence so that the fluid remains incompressible (§ 5.2).

5. The motion and properties of the current-affected wave field

5.1. The wave solutions correct to third order

Using (2.1), the governing equations (2.9) and (2.18)–(2.21) can be written as

$$\sum_{m,n,q=0}^{\infty} (\partial_i^\zeta u_i^{[m]} + u_h^{[n]} \partial_h^\zeta u_i^{[m]} + w^c (J^{-1})^{[q]} \partial_3^\zeta u_i^{[m]} + \partial_i^\zeta P^{[m]} - S_i^{[n]} (J^{-1})^{[q]} \partial_3^\zeta P^{[m]}) = 0, \tag{5.1}$$

$$\sum_{m,n,q=0}^{\infty} (\partial_i^\zeta u_i^{[m]} - S_i^{[n]} (J^{-1})^{[q]} \partial_3^\zeta u_i^{[m]}) = 0, \tag{5.2}$$

$$\sum_{m,n=0}^{\infty} (S_i^{[m]} - w^w [m] + u_h^{[m]} S_h^{[n]}) = 0, \tag{5.3}$$

$$\sum_{m=0}^{\infty} u_i^w [m] = 0 \quad \text{at } \zeta = -\infty, \tag{5.4}$$

$$\sum_{m,n=0}^{\infty} \left(\frac{1}{g} \partial_i^\zeta P^{[m]} - w^w [m] + u_h^{[m]} S_h^{[n]} \right) = 0 \quad \text{at } \zeta = 0, \tag{5.5}$$

where m, n and q are integers, and $S_\ell^{[n]} = (\sum_{m=1}^n \partial_\ell^\zeta z^{[m]})^{[n]}$. Note that $S_\ell^{[0]} = 0, u_i^{[0]} = 0, P^{[0]} = 0$ and $J^{[0]} = 1$ because $ak = O(\epsilon)$. Also note that $(J^{-1})^{[0]} = 1, (J^{-1})^{[1]} = -S_3^{[1]}, (J^{-1})^{[2]} = (S_3^{[1]})^2 - S_3^{[2]}$ and $(J^{-1})^{[3]} = 2S_3^{[1]}S_3^{[2]} - (S_3^{[1]})^3 - S_3^{[3]}$. This follows from (2.14) and the fact that J^{-1} can be expressed in series form as $J^{-1} = 1 - S_3 + S_3^2 - S_3^3 + \dots$ because $J = 1 + S_3$.

Now, as mentioned in § 2.2, we look for a local wave solution satisfying $z^{[1]} = a(x, y, t) \cos \chi$ at the water surface ($\zeta = 0$). According to the scaling conditions (§ 3), the governing equations (5.1)–(5.5) yield the first-order equations as

$$\partial_i^\zeta u_i^{w[1]} + \partial_i^\zeta P^{[1]} = O(\epsilon^2 c^{[0]2} k), \tag{5.6a}$$

$$\partial_i^\zeta u_i^{w[1]} = O(\epsilon^2 c^{[0]} k), \tag{5.6b}$$

$$S_i^{[1]} - w^{w[1]} = O(\epsilon^2 c^{[0]}), \tag{5.6c}$$

$$u_i^{w[1]} = O(\epsilon^2 c^{[0]}) \quad \text{at } \zeta = -\infty, \tag{5.6d}$$

$$(1/g)\partial_i^\zeta P^{[1]} - w^{w[1]} = O(\epsilon^2 c^{[0]}) \quad \text{at } \zeta = 0. \tag{5.6e}$$

The solutions for the unknowns in (5.6) are

$$u_h^{w[1]} = \hat{k}_h c^{[0]} a k e^{k\zeta} \cos \chi, \tag{5.7a}$$

$$w^{w[1]} = c^{[0]} a k e^{k\zeta} \sin \chi, \tag{5.7b}$$

$$P^{[1]} = c^{[0]2} a k e^{k\zeta} \cos \chi, \tag{5.7c}$$

$$z^{[1]} = a e^{k\zeta} \cos \chi, \tag{5.7d}$$

$$c^{[0]2} = g/k. \tag{5.7e}$$

One can verify these solutions by substituting (5.7) in (5.6). These solutions are consistent with the standard (Eulerian) deep-water linear wave solutions obtained in the Cartesian coordinate system, because they are the leading-order terms of the standard solutions when e^{kz} in the standard solutions is rewritten using (2.10).

Substitution of (5.7) in (5.1)–(5.5) yields the second-order equations as

$$\partial_i^\zeta u_h^{w[2]} + \partial_i^\zeta P^{[2]} + \hat{k}_h c^{[0]} c^{[1]} a k^2 e^{k\zeta} \sin \chi = O(\epsilon^3 c^{[0]2} k), \tag{5.8a}$$

$$\partial_i^\zeta w^{w[2]} + \partial_3^\zeta P^{[2]} - c^{[0]} c^{[1]} a k^2 e^{k\zeta} \cos \chi = O(\epsilon^3 c^{[0]2} k), \tag{5.8b}$$

$$\partial_i^\zeta u_i^{w[2]} = O(\epsilon^3 c^{[0]} k), \tag{5.8c}$$

$$\partial_i^\zeta z^{[2]} - w^{w[2]} + c^{[1]} a k e^{k\zeta} \sin \chi - \frac{1}{2} c^{[0]} a^2 k^2 e^{2k\zeta} \sin(2\chi) = O(\epsilon^3 c^{[0]}), \tag{5.8d}$$

$$u_i^{w[2]} = O(\epsilon^3 c^{[0]}) \quad \text{at } \zeta = -\infty, \tag{5.8e}$$

$$\frac{1}{g} \partial_i^\zeta P^{[2]} - w^{w[2]} - \frac{1}{2} c^{[0]} a^2 k^2 \sin(2\chi) + c^{[1]} a k \sin \chi = O(\epsilon^3 c^{[0]}) \quad \text{at } \zeta = 0. \tag{5.8f}$$

The solutions for the unknowns in (5.8) are

$$u_h^{w[2]} = \frac{1}{2} \hat{k}_h c^{[0]} a^2 k^2 e^{2k\zeta} \cos(2\chi) + \mathcal{U}_h, \tag{5.9a}$$

$$w^{w[2]} = \frac{1}{2} c^{[0]} a^2 k^2 e^{2k\zeta} \sin(2\chi), \tag{5.9b}$$

$$P^{[2]} = \frac{1}{2} c^{[0]2} a^2 k^2 e^{2k\zeta} \cos(2\chi), \tag{5.9c}$$

$$z^{[2]} = \frac{1}{2} a^2 k e^{2k\zeta} \cos(2\chi), \tag{5.9d}$$

$$c^{[1]} = 0, \tag{5.9e}$$

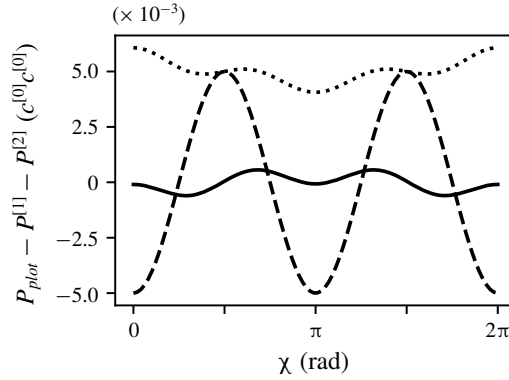


FIGURE 4. The second-order errors (at $\zeta = 0$) in the first-order pressure solutions of the Eulerian theory and of S19 are shown by the difference between P_{plot} and S19’s second-order-accurate solution $P^{[1]} + P^{[2]}$ shown in (5.7c) and (5.9c). For the dotted line, P_{plot} is the first-order solution of the Eulerian theory, $c^{[0]2}ake^{kz} \cos \chi$. For the dashed line, P_{plot} is the first-order solution of S19, $P^{[1]}$. For the solid line, P_{plot} is the second-order-accurate solution of the Eulerian theory, $c^{[0]2}ake^{kz} \cos \chi - (1/2)c^{[0]2}a^2k^2e^{2kz}$.

where \mathcal{U}_h is so far any function that satisfies $\mathcal{U}_h = 0$ at $\zeta = -\infty$ and its scaling conditions listed in §3. One can verify these solutions by substituting (5.9) into (5.8). The velocity solutions (5.9a) and (5.9b) are consistent with the standard (Eulerian) solutions of the second-order, deep-water waves if \mathcal{U}_h is constrained to be $\mathcal{U}_h = (1/2)c^{[0]}a^2k^2e^{2k\zeta}\hat{k}_h + O(\epsilon^3c^{[0]})$. This additional constraint is a result of the wave irrotationality assumed in the standard theory. (One can verify this by applying the chain rule (2.15) to $\nabla \times \mathbf{u}^v$.) In contrast, \mathcal{U}_h is not constrained at this point because the wave irrotationality at second and higher orders is not assumed in S19. For the pressure, the second-order-accurate solution $P^{[1]} + P^{[2]}$ is consistent with the second-order-accurate Eulerian solution $c^{[0]2}ake^{kz} \cos \chi - (1/2)(c^{[0]})^2a^2k^2e^{2kz}$ known for the Stokes waves (Dean & Dalrymple 1991). This is shown by the solid line in figure 4. Note that the Eulerian first-order solution $c^{[0]2}ake^{kz} \cos \chi$ has a second-order mean error (the dotted line in figure 4). Therefore, the Eulerian second-order correction is a correction in the mean: $-(1/2)(c^{[0]})^2a^2k^2e^{2kz}$. In contrast, the first-order solution $P^{[1]}$ has a second-order second-harmonic error (the dashed line in figure 4). Therefore, it results in (5.9c).

Substitution of the first-order and second-order wave solutions (5.7) and (5.9) in the governing equations (5.1)–(5.5) yields the third-order governing equations as listed in appendix B. The third-order wave solutions can be obtained by using the complex Fourier series

$$u_i^{w[3]} = \sum_{n=1}^3 u_i^{(n)} e^{in\chi}, \quad P^{[3]} = \sum_{n=1}^3 P^{(n)} e^{in\chi}, \quad z^{[3]} = \sum_{n=1}^3 z^{(n)} e^{in\chi}, \quad (5.10a-c)$$

where $u_i^{(n)}$, $P^{(n)}$ and $z^{(n)}$ are third-order complex functions. Do not confuse the superscripts $[n]$ and $\{n\}$; the former denotes the n th-order term of the perturbation series, and the latter denotes the n th harmonic of the third-order solutions. The harmonics other than $n = 1, 2, 3$ are not needed because the terms appearing in the third-order equations do not contain the other harmonics.

In addition to the governing equations in appendix B, the wave solutions being sought are constrained by the phase function properties (2.3) and the lower-order dispersion relations (5.7e) and (5.9e). In particular, these equations imply that

$$\partial_\ell c^{[0]} = -\frac{c^{[0]}}{2k} \partial_\ell k, \tag{5.11}$$

$$\partial_t(k\hat{k}_h) = \partial_t \partial_h \chi = \partial_h \partial_t \chi = -\partial_h \left(kc^{[0]} + k \sum_{n \geq 2} c^{[n]} + k\hat{k}_H u_H^D \right), \tag{5.12}$$

$$\partial_t k = -\frac{1}{2} c^{[0]} \hat{k}_h \partial_h k - \hat{k}_h \partial_h \left(k \sum_{n \geq 2} c^{[n]} + k\hat{k}_H u_H^D \right). \tag{5.13}$$

Here, (5.7e) yields (5.11); (2.3) and (5.9e) yield (5.12); and (5.11), (5.12) and $\hat{k}_h \partial_t \hat{k}_h = 0$ yield (5.13).

The solutions of $u_i^{w[3]}$, $P^{[3]}$ and $z^{[3]}$ are derived in appendix D and presented in a physically understandable way in § 5.2. Crucially, the third-order dynamics determines not only $u_i^{w[3]}$, $P^{[3]}$ and $z^{[3]}$ but also the solution of $\hat{k}_1 u_1^D + c^{[2]}$ and the evolution of a . Namely, substituting (D 1) and (D 2c) into the upper boundary condition (B 6a) yields the equations for $\partial_t a$ and $\hat{k}_1 u_1^D + c^{[2]}$. The one for $\partial_t a$ is

$$\partial_t a + c_h^g \partial_h a = -\frac{a}{2} D^g - \frac{1}{4c^{[0]}k} i \partial_t \text{Im}(G) - \frac{1}{2} \text{Re}(G) + O(\epsilon^4 c^{[0]}), \tag{5.14a}$$

where

$$c_h^g \equiv \frac{c^{[0]}}{2} \hat{k}_h, \tag{5.14b}$$

$$D^g \equiv \partial_h c_h^g - \sum_{n \geq 1} \frac{k(K_{\mathbb{B}(n)} + k)}{K_{\mathbb{B}(n)}} \int_{-\infty}^0 e^{(K_{\mathbb{B}(n)} + k)\zeta'} (\partial_3^g w_{(n)}^c)' d\zeta', \tag{5.14c}$$

$$G \equiv \frac{2\partial_t C_{(2)}}{g} + \sum_{n \geq 1} \cos \left(\sqrt{K_{(n)}^2 - k^2} y + C_{(n,4)} \right) \left[\frac{K_{(n)} - k}{c^{[0]}k} i C_{(n,3)} + \frac{K_{(n)} + k}{gk} \partial_t C_{(n,3)} \right]. \tag{5.14d}$$

Here, $(\partial_3^g w_{(n)}^c)'$ is $\partial_3^g w_{(n)}^c$ at (x, y, ζ', t) and $K_{\mathbb{B}(n)}$, $C_{(2)}$, $C_{(n,3)}$, $C_{(n,4)}$, and $K_{(n)}$ are defined in table 1; c_h^g is the leading-order group velocity; D^g is the horizontal divergence of c_h^g and of the surface water (that is, $\partial_3^g w^c = -\partial_2^g v^c + O(\epsilon^3 c^{[0]}k)$); and G is the contribution to the upper boundary condition made by the pressure homogeneous solution $P_{\mathbb{H}}^{[1]}$ shown later in (5.23a). Importantly, the orders of $\partial_2^g G$, $\partial_t \partial_2 G$, $\partial_t^2 G$ and $\partial_t G$ are fourth or higher, according to the scaling conditions in § A.4. Note that the advective effect of the current – that is, $u_h^D \partial_h a$ – is negligible at this order. The most crucial result of (5.14a) is that the roll (i.e. $\partial_3^g w^c$) affects the amplitude evolution at its leading-order balance.

The solution of $\hat{k}_1 u_1^D + c^{[2]}$ may be split (according to the dependence on u^c) as

$$u_1^D = u^c(\zeta = 0) - \sum_{n \geq 1} \frac{K_{\mathbb{A}(n)} + k}{2K_{\mathbb{A}(n)}} \int_{-\infty}^0 e^{(K_{\mathbb{A}(n)} + k)\zeta'} (\partial_3^g u_{(n)}^c)' d\zeta' + O(\epsilon^3 c^{[0]}), \tag{5.15a}$$

$$\begin{aligned}
 \mathbb{A} &\equiv 2c^{[0]}ak^2e^{k\zeta}\partial_3^{\zeta}(\hat{k}_1u^c) \\
 \mathbb{B} &\equiv -i2c^{[0]}ak^2e^{k\zeta}\partial_3^{\zeta}w^c \\
 \mathbb{C} &\equiv 2c^{[0]}ak^2e^{k\zeta}\partial_3^{\zeta}(\hat{k}_1\mathfrak{U}_1 + \frac{1}{4}c^{[0]}a^2k^2e^{2k\zeta}) \\
 \mathbb{D} &\equiv ie^{k\zeta}(\frac{1}{2}gak_1\partial_1k + 2gk\hat{k}_1\partial_1a + gak\partial_h\hat{k}_h) + i\zeta e^{k\zeta}(2gak\hat{k}_1\partial_1k) \\
 \mathbb{E} &\equiv e^{k\zeta}g\partial_2\partial_2a \\
 \mathbb{F} &\equiv -ie^{k\zeta}c^{[0]}ak\partial,k \\
 \mathbb{A}_{(n)} &\equiv 2c^{[0]}ak^2e^{k\zeta}\partial_3^{\zeta}(\hat{k}_1u_{(n)}^c) \text{ so that } \mathbb{A} = \sum_{n \geq 1} \mathbb{A}_{(n)} \\
 \mathbb{B}_{(n)} &\equiv -i2c^{[0]}ak^2e^{k\zeta}\partial_3^{\zeta}w_{(n)}^c \text{ so that } \mathbb{B} = \sum_{n \geq 1} \mathbb{B}_{(n)} \\
 \alpha_{\mathbb{D}} &\equiv -ig(a/2)\hat{k}_1\partial_1k \\
 \beta_{\mathbb{D}} &\equiv ic^{[0]2}(a/4)\hat{k}_1\partial_1k - ig\hat{k}_1\partial_1a - ig(a/2)\partial_h\hat{k}_h \\
 \gamma_{\mathbb{D}} &\equiv ic^{[0]2}(a/8)\partial_2\hat{k}_2 \\
 K_{\mathbb{A}(1)} &\equiv k \\
 K_{\mathbb{B}(1)} &\equiv k \\
 K_{\mathbb{A}(n)} &\text{ for } n \geq 2: k < K_{\mathbb{A}(n)} \leq 1.15k \text{ (§ 3.2 and § A.3 for details)} \\
 K_{\mathbb{B}(n)} &\text{ for } n \geq 2: k < K_{\mathbb{B}(n)} \leq 1.15k \text{ (§ 3.2 and § A.3 for details)} \\
 C_{(2)} &: \text{ complex variable (§ A.4 for details)} \\
 C_{(n,3)} &: \text{ complex variable (§ A.4 for details)} \\
 C_{(n,4)} &: \text{ real variable (§ A.4 for details)} \\
 K_{(n)} &: k < K_{(n)} \leq 1.15k \text{ (§ A.4 for details)}
 \end{aligned}$$

TABLE 1. Definitions of some variables.

$$c^{[2]} = \frac{c^{[0]}a^2k^2}{4} + 2k \int_{-\infty}^0 e^{2k\zeta'} \hat{k}_1 \mathfrak{U}'_1 d\zeta' - \frac{c^{[0]}\partial_2\partial_2a}{4ak^2} - \frac{i \operatorname{Im}(G)}{2ak} + \frac{\partial_t \operatorname{Re}(G)}{4c^{[0]}ak^2} + O(\epsilon^3 c^{[0]}), \tag{5.15b}$$

where $u^c(\zeta = 0) \equiv u^c(x, y, \zeta = 0, t)$, $(\partial_3^{\zeta} u_{(n)}^c)' \equiv (\partial_3^{\zeta} u_{(n)}^c)(x, y, \zeta', t)$ and $\mathfrak{U}'_1 \equiv \mathfrak{U}_1(x, y, \zeta', t)$. A subset of (5.15) is obtained by Stewart & Joy (1974) for a horizontally uniform current with $w^c = 0$ and $\partial_2\partial_2a = 0$ and $G = 0$. For irrotational waves, the value of \mathfrak{U}_h is constrained to be $\mathfrak{U}_h = (1/2)c^{[0]}a^2k^2e^{2k\zeta}\hat{k}_h + O(\epsilon^3 c^{[0]})$. Thus, for irrotational waves satisfying $\partial_2\partial_2a = 0$ and $G = 0$, (5.15b) simplifies to $c^{[2]} = c^{[0]}a^2k^2/2$, which is known as the second-order phase speed of the Stokes waves (Hui & Tenti 1982).

5.2. Physical interpretation of the third-order wave solutions: seven wave types

The third-order solutions derived in appendix D consist of seven types of independent wave motions, hereafter called H-, A-, B-, C-, D-, E- and F-waves. Each is characterised by a unique divergence and force balance. To see this, write the incompressibility equation (2.17) as $\partial_i^z(u_i^{w[1]} + u_i^{w[2]} - \mathfrak{U}_i) + \partial_i^z \mathfrak{U}_i + \partial_i^z u_i^c = -\partial_i^z u_i^{w[3]} + O(\epsilon^4 c^{[0]}k)$. Each term on the left-hand side is divergent and therefore requires divergent third-order waves that cancel their divergence. In addition to the divergent waves, there are divergence-free waves required by the boundary conditions or momentum conservation. To see this, write the momentum equations (2.18) as

$$\partial_i^{\zeta} u_i^{w[3]} + \partial_i^{\zeta} P^{[3]} + F_{Ai} + F_{Bi} + F_{Ci} + F_{Di} + F_{Ei} + F_{Fi} = O(\epsilon^4 c^{[0]2}k), \tag{5.16}$$

where

$$F_{\mathbb{A}i} \equiv (u_h^c - u_h^D) \partial_h^\zeta u_i^{w[1]}, \tag{5.17}$$

$$F_{\mathbb{B}i} \equiv w^c \partial_3^\zeta u_i^{w[1]}, \tag{5.18}$$

$$F_{\mathbb{C}i} \equiv [u_h^w \partial_h^\zeta u_i^w - S_i J^{-1} \partial_3^\zeta P] - c^{[2]}\hat{k}_h \partial_h^\zeta u_i^{w[1]}, \tag{5.19}$$

$$(F_{\mathbb{D}1}, F_{\mathbb{D}2}, F_{\mathbb{D}3}) \equiv ((\partial_t \hat{k}_1) c^{[0]} a k e^{k\zeta} e^{i\chi} + g \partial_1^\zeta (a e^{k\zeta}) e^{i\chi}, (\partial_t \hat{k}_2) c^{[0]} a k e^{k\zeta} e^{i\chi}, 0), \tag{5.20}$$

$$(F_{\mathbb{E}1}, F_{\mathbb{E}2}, F_{\mathbb{E}3}) \equiv (0, g \partial_2^\zeta (a e^{k\zeta}) e^{i\chi}, 0), \tag{5.21}$$

$$(F_{\mathbb{F}1}, F_{\mathbb{F}2}, F_{\mathbb{F}3}) \equiv (\hat{k}_1 \partial_t^\zeta (c^{[0]} a k e^{k\zeta}) e^{i\chi}, 0, -i \partial_t^\zeta (c^{[0]} a k e^{k\zeta}) e^{i\chi}). \tag{5.22}$$

Note that, according to the lower-order wave solutions (5.7) and (5.9), the sum $F_{\mathbb{D}i} + F_{\mathbb{E}i} + F_{\mathbb{F}i}$ is the third-order imbalance in the Doppler-shifted linear balance of the lower-order waves; that is, $\partial_t^\zeta (u_i^{w[1]} + u_i^{w[2]}) + \partial_i^\zeta (P^{[1]} + P^{[2]}) + (u_h^D + c^{[2]}\hat{k}_h) \partial_h^\zeta u_i^{w[1]} = F_{\mathbb{D}i} + F_{\mathbb{E}i} + F_{\mathbb{F}i} + O(\epsilon^4 c^{[0]2} k)$. This imbalance becomes significant when, for example, the current causes a non-zero $\partial_t a$ or $\partial_t \hat{k}_2$. Based on these divergence balance and momentum balance, we can decompose the derived third-order solutions in the following way.

5.2.1. \mathbb{H} -wave

The \mathbb{H} -wave corresponds to the homogeneous pressure solution. It exists to satisfy the upper boundary condition for the third harmonics and the horizontal boundary conditions for all harmonics. Define the \mathbb{H} -wave as $u_{\mathbb{H}i} \equiv u_{\mathbb{H}i}^{(1)} e^{i\chi} + \sum_{n=2}^3 u_i^{(n)} e^{in\chi}$, $P_{\mathbb{H}} \equiv P_{\mathbb{H}}^{(1)} e^{i\chi} + \sum_{n=2}^3 P^{(n)} e^{in\chi}$ and $z_{\mathbb{H}} \equiv z_{\mathbb{H}}^{(1)} e^{i\chi} + \sum_{n=2}^3 z^{(n)} e^{in\chi}$, where

$$P_{\mathbb{H}}^{(1)} = C_{(2)} e^{k\zeta} + \sum_{n \geq 1} C_{(n,3)} \cos \left(\sqrt{K_{(n)}^2 - k^2} y + C_{(n,4)} \right) e^{K_{(n)} \zeta}, \tag{5.23a}$$

$$u_{\mathbb{H}}^{(1)} = \frac{\hat{k}_1}{c^{[0]}} P_{\mathbb{H}}^{(1)} - \frac{i \hat{k}_1}{g} \partial_t^\zeta P_{\mathbb{H}}^{(1)}, \tag{5.23b}$$

$$v_{\mathbb{H}}^{(1)} = -\frac{i}{c^{[0]} k} \partial_2^\zeta P_{\mathbb{H}}^{(1)} - \frac{1}{gk} \partial_2^\zeta \partial_t^\zeta P_{\mathbb{H}}^{(1)}, \tag{5.23c}$$

$$w_{\mathbb{H}}^{(1)} = -\frac{i}{c^{[0]} k} \partial_3^\zeta P_{\mathbb{H}}^{(1)} - \frac{1}{gk} \partial_3^\zeta \partial_t^\zeta P_{\mathbb{H}}^{(1)}, \tag{5.23d}$$

$$z_{\mathbb{H}}^{(1)} = \frac{1}{gk} \partial_3^\zeta P_{\mathbb{H}}^{(1)} - i \frac{2}{g c^{[0]} k^2} \partial_3^\zeta \partial_t^\zeta P_{\mathbb{H}}^{(1)}. \tag{5.23e}$$

Here $P^{(2)}$, $u_i^{(2)}$, $z^{(2)}$, $P^{(3)}$, $u_i^{(3)}$ and $z^{(3)}$ are given by (D4) and (D5), and $C_{(2)}$, $C_{(n,3)}$, $C_{(n,4)}$ and $K_{(n)}$ are defined in §A.4. The \mathbb{H} -wave is the only wave type that contains the second and third harmonics. The \mathbb{H} -wave satisfies

$$\nabla \cdot \mathbf{u}_{\mathbb{H}} = \partial_i^\zeta u_{\mathbb{H}i} = O(\epsilon^4 c^{[0]} k), \tag{5.24}$$

$$\partial_t^\zeta u_{\mathbb{H}i} + \partial_i^\zeta P_{\mathbb{H}} = O(\epsilon^4 c^{[0]2} k). \tag{5.25}$$

Therefore, the \mathbb{H} -wave is divergence-free to third order, and it is driven solely by the boundary conditions.

5.2.2. \mathbb{A} -wave

The \mathbb{A} -wave occurs due to the coexistence of the leading-order wave $u_i^{w[1]}$ and the vertical shear of the along-roll jet $\partial_3^\zeta u_1^c$. Define the \mathbb{A} -wave as $u_{\mathbb{A}i} \equiv u_{\mathbb{A}i}^{[1]} e^{i\chi}$, $P_{\mathbb{A}} \equiv P_{\mathbb{A}}^{[1]} e^{i\chi}$ and $z_{\mathbb{A}} \equiv z_{\mathbb{A}}^{[1]} e^{i\chi}$, where $P_{\mathbb{A}}^{[1]} = \sum_{n \geq 1} P_{\mathbb{A}(n)}^{[1]}$ and

$$P_{\mathbb{A}(n)}^{[1]} = \int_{\zeta'=\zeta}^0 e^{K_{\mathbb{A}(n)}(\zeta-\zeta')} \frac{\mathbb{A}_{(n)}(x, y, \zeta', t)}{2K_{\mathbb{A}(n)}} d\zeta' + \int_{\zeta'=-\infty}^{\zeta} e^{K_{\mathbb{A}(n)}(\zeta'-\zeta)} \frac{\mathbb{A}_{(n)}(x, y, \zeta', t)}{2K_{\mathbb{A}(n)}} d\zeta', \tag{5.26a}$$

$$u_{\mathbb{A}}^{[1]} = \frac{\hat{k}_1}{c^{[0]}} P_{\mathbb{A}}^{[1]} + \hat{k}_1 a k e^{k\zeta} \hat{k}_1 (u_1^c - u_1^D), \tag{5.26b}$$

$$v_{\mathbb{A}}^{[1]} = -\frac{i}{c^{[0]}k} \partial_2^\zeta P_{\mathbb{A}}^{[1]}, \tag{5.26c}$$

$$w_{\mathbb{A}}^{[1]} = -\frac{i}{c^{[0]}k} \partial_3^\zeta P_{\mathbb{A}}^{[1]} - i a k e^{k\zeta} \hat{k}_1 (u_1^c - u_1^D), \tag{5.26d}$$

$$z_{\mathbb{A}}^{[1]} = \frac{1}{gk} \partial_3^\zeta P_{\mathbb{A}}^{[1]} + \frac{2a}{c^{[0]}} e^{k\zeta} \hat{k}_1 (u_1^c - u_1^D). \tag{5.26e}$$

Here u_1^D is given by (5.15a), and $\mathbb{A}_{(n)}$ and $K_{\mathbb{A}(n)}$ are given in table 1. The \mathbb{A} -wave is divergent and cancels the undulation-induced divergence of the current shown in (4.1) and figure 3(a), namely,

$$\partial_i^\zeta u_{\mathbb{A}i} - S_h^{[1]} \partial_3^\zeta u_h^c = O(\epsilon^4 c^{[0]}k). \tag{5.27}$$

The \mathbb{A} -wave satisfies the momentum balance as

$$\partial_i^\zeta u_{\mathbb{A}i} + \partial_i^\zeta P_{\mathbb{A}} + F_{\mathbb{A}i} = O(\epsilon^4 c^{[0]2}k). \tag{5.28}$$

Note that $u_h^c - u_h^D$ in (5.17) represents the vertically sheared part of the horizontal current. Therefore, $F_{\mathbb{A}i}$ is the advection of the leading-order wave velocities $u_i^{w[1]}$ by the vertically sheared part of the horizontal current. Figure 5 shows the velocities of the \mathbb{A} -wave due to the current shown in figure 2 and the leading-order wave having $(\hat{k}_1, \hat{k}_2) = (1, 0)$. Note that $u_{\mathbb{A}}$ is in phase with $\partial_1^\zeta w^{w[1]}$. This correlation is crucial because it converts the oscillatory motion $w^{w[1]}$ into a non-oscillatory vertical motion via the advection $u_{\mathbb{A}} \partial_1^\zeta w^{w[1]}$ at the fourth-order balance. The \mathbb{A} -wave is divergent at the places corresponding to contours 2 and 4 of figure 3(a) to cancel the undulation-induced divergence of the current. The \mathbb{A} -wave ceases towards the upwelling section because the vertical shear of u_1^c ceases towards the upwelling section in this example (figure 2). We have that $w_{\mathbb{A}}$ is negligible because the first and second terms on the right-hand side of (5.26d) largely cancel each other. On the other hand, $u_{\mathbb{A}}$ is approximately twice as large as each term on the right-hand side of (5.26b) because the two terms on the right-hand side of (5.26b) are similar to each other. The profile of u_1^c in this example and the corresponding u_1^D computed from (5.15a) are shown in figure 6.

5.2.3. \mathbb{B} -wave

The \mathbb{B} -wave occurs due to the coexistence of the leading-order wave and the roll. Define the \mathbb{B} -wave as $u_{\mathbb{B}i} \equiv u_{\mathbb{B}i}^{[1]} e^{i\chi}$, $P_{\mathbb{B}} \equiv P_{\mathbb{B}}^{[1]} e^{i\chi}$ and $z_{\mathbb{B}} \equiv z_{\mathbb{B}}^{[1]} e^{i\chi}$, where $P_{\mathbb{B}}^{[1]} = \sum_{n \geq 1} P_{\mathbb{B}(n)}^{[1]}$

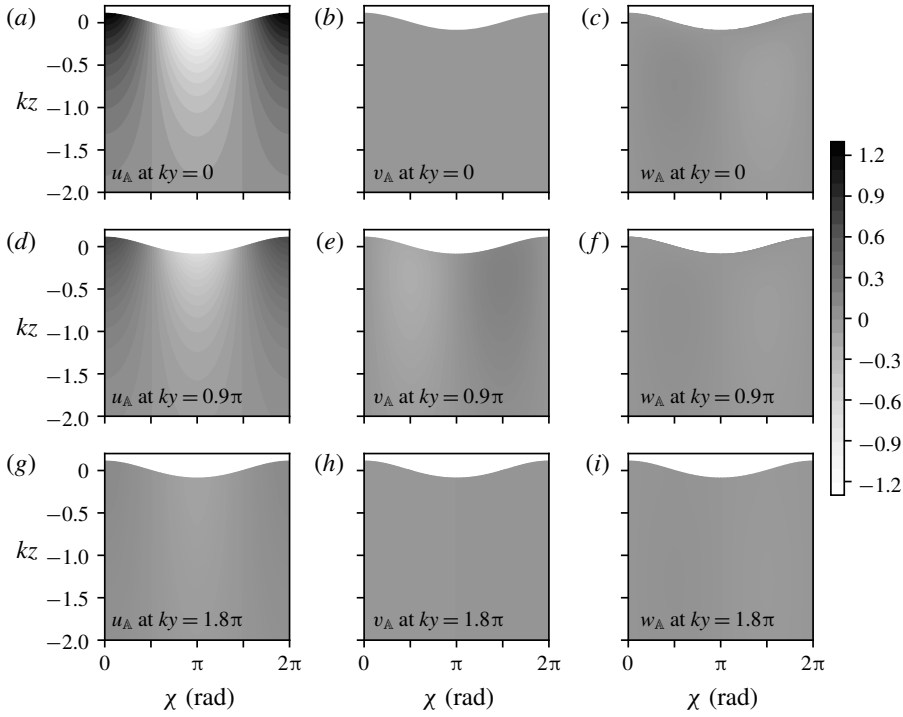


FIGURE 5. The \mathbb{A} -wave at the downwelling section ($ky=0$), at the middle section ($ky=0.9\pi$) and at the upwelling section ($ky=1.8\pi$) shown in figure 2. The colour shows $u_{Ai}/(\epsilon^3 c^{[0]})$.

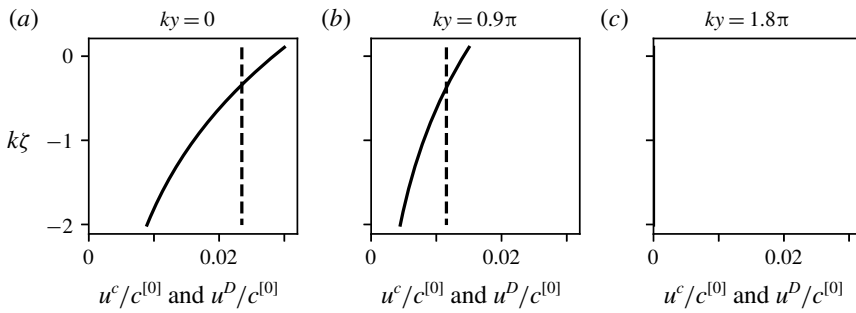


FIGURE 6. Plots of u_1^c (solid) and u_1^D (dashed) at the downwelling section ($ky=0$), at the middle section ($ky=0.9\pi$) and at the upwelling section ($ky=1.8\pi$) in figure 2. The velocities in (c) are zero.

and

$$\begin{aligned}
 P_{\mathbb{B}(n)}^{(1)} = & \int_{\zeta'=\zeta}^0 e^{K_{\mathbb{B}(n)}(\zeta-\zeta')} \frac{\mathbb{B}_{(n)}(x, y, \zeta', t)}{2K_{\mathbb{B}(n)}} d\zeta' \\
 & + \int_{\zeta'=-\infty}^{\zeta} e^{K_{\mathbb{B}(n)}(\zeta'-\zeta)} \frac{\mathbb{B}_{(n)}(x, y, \zeta', t)}{2K_{\mathbb{B}(n)}} d\zeta', \tag{5.29a}
 \end{aligned}$$

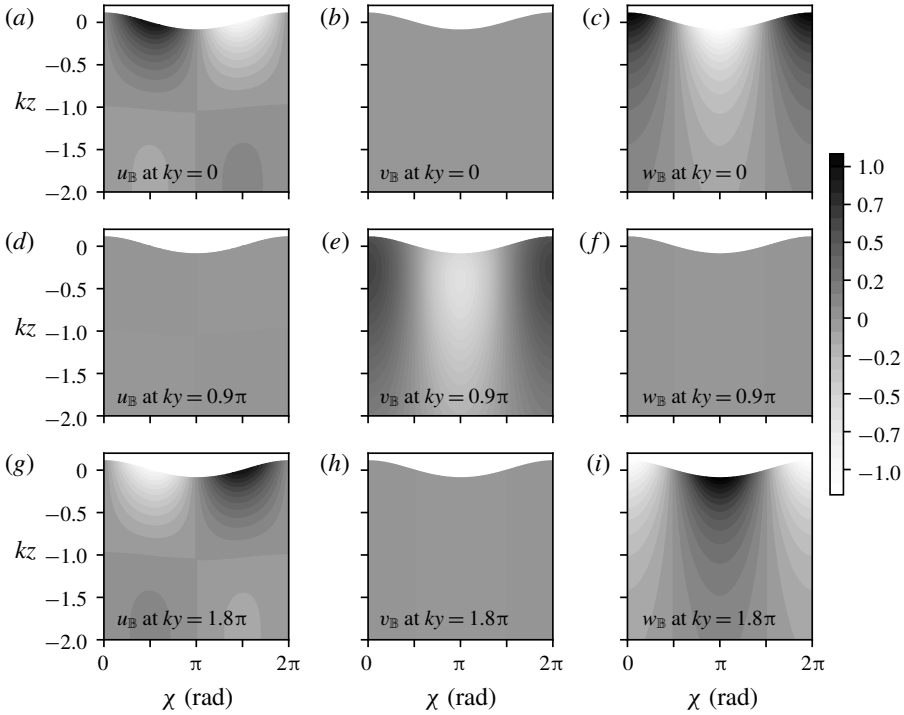


FIGURE 7. The \mathbb{B} -wave at the downwelling section ($ky=0$), at the middle section ($ky=0.9\pi$) and at the upwelling section ($ky=1.8\pi$) shown in figure 2. The colour shows $u_{\mathbb{B}i}/(\epsilon^3 c^{[0]})$.

$$u_{\mathbb{B}}^{\{1\}} = \frac{\hat{k}_1}{c^{[0]}} P_{\mathbb{B}}^{\{1\}} - i\hat{k}_1 a k e^{kz} w^c, \tag{5.29b}$$

$$v_{\mathbb{B}}^{\{1\}} = -\frac{i}{c^{[0]}k} \partial_2^\zeta P_{\mathbb{B}}^{\{1\}}, \tag{5.29c}$$

$$w_{\mathbb{B}}^{\{1\}} = -\frac{i}{c^{[0]}k} \partial_3^\zeta P_{\mathbb{B}}^{\{1\}} - a k e^{kz} w^c, \tag{5.29d}$$

$$z_{\mathbb{B}}^{\{1\}} = \frac{1}{gk} \partial_3^\zeta P_{\mathbb{B}}^{\{1\}} - i\frac{a}{c^{[0]}} e^{kz} w^c. \tag{5.29e}$$

The $\mathbb{B}_{(n)}$ and $K_{\mathbb{B}(n)}$ are given in table 1. The \mathbb{B} -wave exists to cancel the undulation-induced divergence of the current due to $\partial_3^\zeta w^c$ and S_3 shown in (4.1) and figure 3(b), namely,

$$\partial_i^z u_{\mathbb{B}i} - S_3^{[1]} \partial_3^\zeta w^c = O(\epsilon^4 c^{[0]} k). \tag{5.30}$$

Therefore, according to (4.1), (5.27) and (5.30), the \mathbb{A} - and \mathbb{B} -waves cancel the current divergence to third order: $\nabla \cdot (\mathbf{u}^c + \mathbf{u}_{\mathbb{A}} + \mathbf{u}_{\mathbb{B}}) = O(\epsilon^4 c^{[0]} k)$. The \mathbb{B} -wave satisfies

$$\partial_i^\zeta u_{\mathbb{B}i} + \partial_i^\zeta P_{\mathbb{B}} + F_{\mathbb{B}i} = O(\epsilon^4 c^{[0]2} k). \tag{5.31}$$

The $F_{\mathbb{B}i}$ defined in (5.18) is the vertical advection of the leading-order wave momentum by the vertical current. Figure 7 shows the velocities of the \mathbb{B} -wave due to

the current shown in figure 2 and the leading-order wave having $(\hat{k}_1, \hat{k}_2) = (1, 0)$. The \mathbb{B} -wave is divergent at the places corresponding to contours 1 and 3 of figure 3(b). Unlike the \mathbb{A} -wave, the \mathbb{B} -wave has significant $v_{\mathbb{B}}$ and $w_{\mathbb{B}}$.

5.2.4. \mathbb{C} -wave

The \mathbb{C} -wave exists for the same reason as the \mathbb{A} -wave except that the relevant flow is u_i^ζ for the \mathbb{A} -wave and \mathfrak{U}_1 for the \mathbb{C} -wave. Define the \mathbb{C} -wave as $u_{\mathbb{C}i} \equiv u_{\mathbb{C}i}^{(1)} e^{i\mathbf{x}}$, $P_{\mathbb{C}} \equiv P_{\mathbb{C}}^{(1)} e^{i\mathbf{x}}$ and $z_{\mathbb{C}} \equiv z_{\mathbb{C}}^{(1)} e^{i\mathbf{x}}$, where

$$P_{\mathbb{C}}^{(1)} = \int_{\zeta'=\zeta}^0 e^{k(\zeta-\zeta')} \frac{\mathbb{C}(x, y, \zeta', t)}{2k} d\zeta' + \int_{\zeta'=-\infty}^{\zeta} e^{k(\zeta'-\zeta)} \frac{\mathbb{C}(x, y, \zeta', t)}{2k} d\zeta', \tag{5.32a}$$

$$u_{\mathbb{C}}^{(1)} = \frac{\hat{k}_1}{c^{[0]}} P_{\mathbb{C}}^{(1)} + \hat{k}_1 a k e^{k\zeta} \left(\hat{k}_1 \mathfrak{U}_1 - c^{[2]} + \frac{1}{2} c^{[0]} a^2 k^2 e^{2k\zeta} \right) + i \hat{k}_1 \frac{a}{c^{[0]}} e^{k\zeta} \partial_t c^{[2]}, \tag{5.32b}$$

$$v_{\mathbb{C}}^{(1)} = -\frac{i}{c^{[0]}k} \partial_2^\zeta P_{\mathbb{C}}^{(1)}, \tag{5.32c}$$

$$w_{\mathbb{C}}^{(1)} = -\frac{i}{c^{[0]}k} \partial_3^\zeta P_{\mathbb{C}}^{(1)} - i a k e^{k\zeta} \left(\hat{k}_1 \mathfrak{U}_1 - c^{[2]} + \frac{1}{2} c^{[0]} a^2 k^2 e^{2k\zeta} \right) + \frac{a}{c^{[0]}} e^{k\zeta} \partial_t c^{[2]}, \tag{5.32d}$$

$$z_{\mathbb{C}}^{(1)} = \frac{1}{gk} \partial_3^\zeta P_{\mathbb{C}}^{(1)} + \frac{2a}{c^{[0]}} e^{k\zeta} \left(\hat{k}_1 \mathfrak{U}_1 - c^{[2]} + \frac{3}{8} c^{[0]} a^2 k^2 e^{2k\zeta} \right) + i \frac{3a}{g} e^{k\zeta} \partial_t c^{[2]}. \tag{5.32e}$$

Here, \mathbb{C} is defined in table 1, and $c^{[2]}$ and $\partial_t c^{[2]}$ are given by (5.15b) and (D 3b). The \mathbb{C} -wave is divergent and cancels the undulation-induced divergence of \mathfrak{U}_h , namely,

$$\partial_i^z u_{\mathbb{C}i} - S_h^{[1]} \partial_3^\zeta \mathfrak{U}_h = O(\epsilon^4 c^{[0]} k). \tag{5.33}$$

Then, because $\partial_i^z \mathfrak{U}_i = -S_h^{[1]} \partial_3^\zeta \mathfrak{U}_h + O(\epsilon^4 c^{[0]} k)$ according to the chain rule (2.15) and the scaling conditions in § 3, the \mathbb{C} -wave cancels the divergence of \mathfrak{U}_i to third order: that is, $\partial_i^z (u_{\mathbb{C}i} + \mathfrak{U}_i) = O(\epsilon^4 c^{[0]} k)$. The \mathbb{C} -wave is driven by $F_{\mathbb{C}i}$ as

$$\partial_i^\zeta u_{\mathbb{C}i} + \partial_i^\zeta P_{\mathbb{C}} + F_{\mathbb{C}i} = O(\epsilon^4 c^{[0]2} k). \tag{5.34}$$

According to the first- and second-order wave solutions (5.7) and (5.9) as well as the scaling conditions in § 3, the term surrounded by the square brackets in (5.19) satisfies

$$[u_h^w \partial_h^\zeta u_i^w - S_i J^{-1} \partial_3^\zeta P] = (\mathfrak{U}_h + \frac{1}{2} c^{[0]} a^2 k^2 e^{2k\zeta} \hat{k}_h) \partial_h^\zeta u_i^{w[1]} + O(\epsilon^4 c^{[0]2} k). \tag{5.35}$$

Therefore, $F_{\mathbb{C}i}$ is analogous to $F_{\mathbb{A}i}$, with u_h^ζ corresponding to $\mathfrak{U}_h + (1/2)c^{[0]}a^2k^2e^{2k\zeta}\hat{k}_h$ and u_h^D corresponding to $c^{[2]}\hat{k}_h$.

5.2.5. \mathbb{D} -wave

The \mathbb{D} -wave exists due to the divergence of the Θ -dependent motions of the lower-order waves (i.e. $u_i^{w[1]} + u_i^{w[2]} - \mathfrak{U}_i$). This divergence becomes non-zero to third order when the wave properties (a, k, \hat{k}_h) vary. Define the \mathbb{D} -wave as $u_{\mathbb{D}i} \equiv u_{\mathbb{D}i}^{(1)} e^{i\mathbf{x}}$, $P_{\mathbb{D}} \equiv P_{\mathbb{D}}^{(1)} e^{i\mathbf{x}}$ and $z_{\mathbb{D}} \equiv z_{\mathbb{D}}^{(1)} e^{i\mathbf{x}}$, where

$$P_{\mathbb{D}}^{(1)} = \alpha_{\mathbb{D}} \zeta^2 e^{k\zeta} + \beta_{\mathbb{D}} \zeta e^{k\zeta} + \gamma_{\mathbb{D}} e^{k\zeta}, \tag{5.36a}$$

$$u_{\mathbb{D}}^{(1)} = \frac{\hat{k}_1}{c^{[0]}} P_{\mathbb{D}}^{(1)} - \frac{i\hat{k}_1}{g} \partial_t^\zeta P_{\mathbb{D}}^{(1)} - ia e^{k\zeta} \partial_t \hat{k}_1 - ic^{[0]} \partial_1^\zeta (ae^{k\zeta}), \tag{5.36b}$$

$$v_{\mathbb{D}}^{(1)} = -\frac{i}{c^{[0]}k} \partial_2^\zeta P_{\mathbb{D}}^{(1)} - \frac{1}{gk} \partial_2^\zeta \partial_t^\zeta P_{\mathbb{D}}^{(1)} - ia e^{k\zeta} \partial_t \hat{k}_2 - \frac{a}{c^{[0]}k} e^{k\zeta} \partial_t \partial_t \hat{k}_2, \tag{5.36c}$$

$$w_{\mathbb{D}}^{(1)} = -\frac{i}{c^{[0]}k} \partial_3^\zeta P_{\mathbb{D}}^{(1)} - \frac{1}{gk} \partial_3^\zeta \partial_t^\zeta P_{\mathbb{D}}^{(1)}, \tag{5.36d}$$

$$z_{\mathbb{D}}^{(1)} = \frac{1}{gk} \partial_3^\zeta P_{\mathbb{D}}^{(1)} - i \frac{2}{gc^{[0]}k^2} \partial_3^\zeta \partial_t^\zeta P_{\mathbb{D}}^{(1)}. \tag{5.36e}$$

Here, $\alpha_{\mathbb{D}}$, $\beta_{\mathbb{D}}$ and $\gamma_{\mathbb{D}}$ are defined in table 1; $\partial_t \hat{k}_1$, $\partial_t \hat{k}_2$ and $\partial_t \partial_t \hat{k}_2$ are given by (D3c), (C5) and (D3d); and $\partial_t^\zeta P_{\mathbb{D}}^{(1)}$ to third order is given by (5.36a) and (C5). The \mathbb{D} -wave satisfies

$$\partial_i^z (u_{\mathbb{D}i} + u_i^{w[1]} + u_i^{w[2]} - \mathcal{U}_i) = O(\epsilon^4 c^{[0]}k), \tag{5.37}$$

$$\partial_t^\zeta u_{\mathbb{D}i} + \partial_t^\zeta P_{\mathbb{D}} + F_{\mathbb{D}i} = O(\epsilon^4 c^{[0]2}k). \tag{5.38}$$

Therefore, the \mathbb{D} -wave cancels the divergence of the lower-order Θ -dependent motions, and it is forced by the imbalance $F_{\mathbb{D}i}$ due to a non-zero $\partial_t \hat{k}_i$, $\partial_1 a$ or $\partial_1 k$ in (5.20).

5.2.6. \mathbb{E} -wave

The \mathbb{E} -wave exists due to a non-zero $\partial_2 a$ or $\partial_2 k$. Define the \mathbb{E} -wave as $u_{\mathbb{E}i} \equiv u_{\mathbb{E}i}^{(1)} e^{i\chi}$, $P_{\mathbb{E}} \equiv P_{\mathbb{E}}^{(1)} e^{i\chi}$ and $z_{\mathbb{E}} \equiv z_{\mathbb{E}}^{(1)} e^{i\chi}$, where

$$P_{\mathbb{E}}^{(1)} = -\frac{g}{2k} (\partial_2 \partial_2 a) \zeta e^{k\zeta} + \frac{g}{8k^2} (\partial_2 \partial_2 a) e^{k\zeta}, \tag{5.39a}$$

$$u_{\mathbb{E}}^{(1)} = \frac{\hat{k}_1}{c^{[0]}} P_{\mathbb{E}}^{(1)} - \frac{i\hat{k}_1}{g} \partial_t^\zeta P_{\mathbb{E}}^{(1)}, \tag{5.39b}$$

$$v_{\mathbb{E}}^{(1)} = -\frac{i}{c^{[0]}k} \partial_2^\zeta P_{\mathbb{E}}^{(1)} - \frac{1}{gk} \partial_2^\zeta \partial_t^\zeta P_{\mathbb{E}}^{(1)} - ic^{[0]} \partial_2^\zeta (ae^{k\zeta}) - \frac{1}{k} e^{k\zeta} \partial_2 \partial_t a + \frac{i}{c^{[0]}k^2} e^{k\zeta} \partial_2 \partial_t \partial_t a, \tag{5.39c}$$

$$w_{\mathbb{E}}^{(1)} = -\frac{i}{c^{[0]}k} \partial_3^\zeta P_{\mathbb{E}}^{(1)} - \frac{1}{gk} \partial_3^\zeta \partial_t^\zeta P_{\mathbb{E}}^{(1)}, \tag{5.39d}$$

$$z_{\mathbb{E}}^{(1)} = \frac{1}{gk} \partial_3^\zeta P_{\mathbb{E}}^{(1)} - i \frac{2}{gc^{[0]}k^2} \partial_3^\zeta \partial_t^\zeta P_{\mathbb{E}}^{(1)}. \tag{5.39e}$$

Here $\partial_t a$ and $\partial_t \partial_t a$ are given by (5.14a) and (D3a). Equation (5.14a) and (5.39a) give $\partial_t^\zeta P_{\mathbb{E}}^{(1)}$ to third order. The \mathbb{E} -wave satisfies

$$\partial_i^z u_{\mathbb{E}i} = O(\epsilon^4 c^{[0]}k), \tag{5.40}$$

$$\partial_t^\zeta u_{\mathbb{E}i} + \partial_t^\zeta P_{\mathbb{E}} + F_{\mathbb{E}i} = O(\epsilon^4 c^{[0]2}k). \tag{5.41}$$

Therefore, the \mathbb{E} -wave is divergence-free to third order, and it is forced by the imbalance $F_{\mathbb{E}i}$ due to a non-zero $\partial_2 a$ or $\partial_2 k$ in (5.21).

5.2.7. \mathbb{F} -wave

The \mathbb{F} -wave exists due to a temporal change in a or k . Define the \mathbb{F} -wave as $u_{\mathbb{F}i} \equiv u_{\mathbb{F}i}^{\{1\}} e^{i\chi}$, $P_{\mathbb{F}} \equiv P_{\mathbb{F}}^{\{1\}} e^{i\chi}$ and $z_{\mathbb{F}} \equiv z_{\mathbb{F}}^{\{1\}} e^{i\chi}$, where

$$P_{\mathbb{F}}^{\{1\}} = i \frac{c^{[0]} a}{2} (\partial_t k) \zeta e^{k\zeta}, \tag{5.42a}$$

$$u_{\mathbb{F}}^{\{1\}} = \frac{\hat{k}_1}{c^{[0]} k} P_{\mathbb{F}}^{\{1\}} - i \frac{\hat{k}_1}{c^{[0]} k} \partial_t^\zeta (c^{[0]} a k e^{k\zeta}) - \frac{\hat{k}_1}{c^{[0]} k} e^{k\zeta} \partial_t \partial_t a, \tag{5.42b}$$

$$v_{\mathbb{F}}^{\{1\}} = -\frac{i}{c^{[0]} k} \partial_2^\zeta P_{\mathbb{F}}^{\{1\}}, \tag{5.42c}$$

$$w_{\mathbb{F}}^{\{1\}} = -\frac{i}{c^{[0]} k} \partial_3^\zeta P_{\mathbb{F}}^{\{1\}} - \frac{1}{c^{[0]} k} \partial_t^\zeta (c^{[0]} a k e^{k\zeta}) + i \frac{1}{c^{[0]} k} e^{k\zeta} \partial_t \partial_t a, \tag{5.42d}$$

$$z_{\mathbb{F}}^{\{1\}} = \frac{1}{gk} \partial_3^\zeta P_{\mathbb{F}}^{\{1\}} - \frac{i}{c^{[0]} k} \partial_t^\zeta (a e^{k\zeta}) - \frac{i}{gk} \partial_t^\zeta (c^{[0]} a k e^{k\zeta}) - \frac{3}{gk} e^{k\zeta} \partial_t \partial_t a. \tag{5.42e}$$

Here $\partial_t a$ and $\partial_t \partial_t a$ are given by (5.14a) and (D3a). The \mathbb{F} -wave satisfies

$$\partial_t^z u_{\mathbb{F}i} = O(\epsilon^4 c^{[0]} k), \tag{5.43}$$

$$\partial_t^\zeta u_{\mathbb{F}i} + \partial_i^\zeta P_{\mathbb{F}} + F_{\mathbb{F}i} = O(\epsilon^4 c^{[0]2} k). \tag{5.44}$$

Therefore, the \mathbb{F} -wave is divergence-free to third order, and it is forced by the imbalance $F_{\mathbb{F}i}$ due to a non-zero $\partial_t a$ or $\partial_t k$ in (5.22).

5.3. Wave action density conservation

The dispersion relations (5.7e) and (5.9e) and the phase function (2.2) determine $\partial_t c^{[0]}$ and $\partial_t k$ as (5.11) and (5.13), respectively. Meanwhile, $\partial_t a$ is required by the governing equations to satisfy (5.14). These equations then yield the time derivative of $c^{[0]} a^2 / 2$ as

$$\partial_t \frac{c^{[0]} a^2}{2} + c_h^g \partial_h \frac{c^{[0]} a^2}{2} = -\frac{c^{[0]} a^2}{2} D^g - \frac{c^{[0]} a}{2} \text{Re}(G) - \frac{a}{4k} i \partial_t \text{Im}(G) + O(\epsilon^5 c^{[0]2} k^{-1}), \tag{5.45}$$

where c_h^g , D^g and G are defined by (5.14b)–(5.14d). Because of (5.7e), the quantity $c^{[0]} a^2 / 2$ is equal to the wave energy density (divided by the water density) $g a^2 / 2$ divided by the intrinsic frequency \sqrt{gk} . Thus, $c^{[0]} a^2 / 2$ can be recognised as the leading-order wave action density.

If $w^c = w_{(2)}^c$ in (3.3), then $w_{(n)}^c = 0$ for $n \neq 2$ and $\partial_3^\zeta w_{(2)}^c = -\partial_2^\zeta v^c + O(\epsilon^3 c^{[0]} k)$ according to the current’s scales listed in §3. Thus, in this case, (5.14c) reduces to

$$D^g = \partial_h (c_h^g + u_h^g) + O(\epsilon^3 c^{[0]} k), \tag{5.46}$$

where

$$u_h^g \equiv \frac{k(K_{\mathbb{B}(2)} + k)}{K_{\mathbb{B}(2)}} \int_{\zeta'=-\infty}^0 e^{(K_{\mathbb{B}(2)}+k)\zeta'} u_h^c(x, y, \zeta', t) d\zeta'. \tag{5.47}$$

Therefore, in this case, (5.45) and (5.46) yield

$$\partial_t \frac{c^{[0]} a^2}{2} + \partial_h \left((c_h^g + u_h^g) \frac{c^{[0]} a^2}{2} \right) = -\frac{c^{[0]} a}{2} \text{Re}(G) - \frac{a}{4k} i \partial_t \text{Im}(G) + O(\epsilon^5 c^{[0]2} k^{-1}). \tag{5.48}$$

Then, $c_h^g + u_h^g$ is the velocity appropriate for the flux of the action in the sheared currents.

When G and w^c are negligible, equation (5.45) reduces to the leading-order expression of the conventional equation for an inviscid, deep-water wave without wind forcing (Bretherton & Garrett 1968). Therefore, equation (5.45) generalises the wave action density conservation to include the effect of the roll and the along-roll jet. It shows that the upwelling (i.e. $\partial_3^\zeta w^c < 0$ in (5.14c)) of the roll has an effect of reducing the action density, and the downwelling ($\partial_3^\zeta w^c > 0$) of the roll has an effect of increasing the action density.

5.4. Evolution of the wave energy and U_h^S

According to (5.14), the wave energy density (divided by the water density) evolves as

$$\partial_t E + c_h^g \partial_h E = -ED^g - \frac{ga}{2} \text{Re}(G) - \frac{c^{[0]}a}{4} i \partial_t \text{Im}(G) + O(\epsilon^5 c^{[0]3}), \tag{5.49}$$

where $E \equiv ga^2/2$. Note that the advection of E by the current is of sixth order.

Combining (5.12), (5.13), (5.45) and the identities listed in appendix C yields

$$\begin{aligned} \partial_t^\zeta U_1^S + c_H^g \partial_H^\zeta U_1^S &= -U_1^S D^g - c^{[0]} a k^2 e^{2k\zeta} \hat{k}_1 \text{Re}(G) \\ &\quad - \frac{ak}{2} e^{2k\zeta} \hat{k}_1 i \partial_t \text{Im}(G) + O(\epsilon^5 c^{[0]2} k), \end{aligned} \tag{5.50a}$$

$$\partial_t^\zeta U_2^S + c_H^g \partial_H^\zeta U_2^S = -U_1^S \partial_2 (u_1^D + c^{[2]} \hat{k}_1) + O(\epsilon^5 c^{[0]2} k), \tag{5.50b}$$

where $U_h^S \equiv c^{[0]} a^2 k^2 e^{2k\zeta} \hat{k}_h$. The first term on the right-hand side of (5.50b) is the effect of the wave refraction due to the along-roll jet. Similarly to the wave action density, $\partial_t E$ and $\partial_t^\zeta U_1^S$ are affected by the roll via the divergence term D^g defined in (5.14c).

5.5. Thickness-weighted ensemble average of the wave momentum

According to (2.5), (2.6) and (2.14), the thickness-weighted ensemble average of the wave momentum is

$$u_i^S(x, y, \zeta, t) \equiv \frac{1}{2\pi} \int_0^{2\pi} J(x, y, \zeta, t, \Theta) u_i^w(x, y, \zeta, t, \Theta) d\Theta \equiv \langle Ju_i^w \rangle = \mathfrak{L}_i + \langle S_3 u_i^w \rangle. \tag{5.51}$$

Note that Ju_h^w is equal to the flux of volume through the relevant sidewall of the volume element of the ζ -coordinate system (see figures 1 and 3 for the volume elements). The values of $\langle S_3 u_h^w \rangle$ computed using the wave solutions in §§ 5.1 and 5.2 and appendices D and E are shown in (F1) and (F2) in appendix F. These results (F1) and (F2) show that u_h^S is $u_h^S = \mathfrak{L}_h + (1/2)U_h^S$ to third order but has a complex expression at fourth order. The terms $(1/2)U_h^S$ in (F1) and (F2) result from the correlation between $u_h^{w[1]}$ and $J^{[1]} = S_3^{[1]}$.

6. The physics of wave-averaged circulations

6.1. The pseudo-incompressibility necessary for the wave-averaged governing equations

In general, it is possible to define different types of wave-averaged flows such as the ensemble average $\langle \mathbf{u} \rangle$ (as defined in (2.5)), the thickness-weighted ensemble average

$\langle J\mathbf{u} \rangle$, an Eulerian average and the generalised Lagrangian mean. Regardless of the averaging method used in a given theory, the wave-averaged flow (say, $\bar{\mathbf{u}}$) in the given theory is forced by the corresponding wave-averaged pressure (say, \bar{p}) typically in the form $\partial_i \bar{u}_i + \partial_i \bar{p} = \bar{F}_i$, where ∂_ℓ and \bar{F}_i are the gradient operators and forces in the given theory. For an incompressible fluid, \bar{p} is typically an unknown variable, and its solution must be obtained by solving the Poisson equation typically formulated as $\partial_i \partial_i \bar{u}_i + \partial_i \partial_i \bar{p} = \partial_i \bar{F}_i$. Therefore, the Poisson equation – hence, the governing equations of $\bar{\mathbf{u}}$ and \bar{p} – can be solved only if the unwanted unknown variable $\partial_i \partial_i \bar{u}_i$ is zero (or takes a known value). However, in general, the property that $\partial_i \bar{u}_i = 0$ – hence, $\partial_i \partial_i \bar{u}_i = 0$ – may not be satisfied even if the fluid is incompressible (i.e. $\partial_i^z u_i = 0$). Therefore, it is crucial that the theory is built for a solvable wave-averaged flow, which satisfies $\partial_i \bar{u}_i = 0$. Hereafter, let us call this property (i.e. $\partial_i \bar{u}_i = 0$) the pseudo-incompressibility of $\bar{\mathbf{u}}$, as opposed to the incompressibility of $\bar{\mathbf{u}}$ (i.e. $\partial_i^z \bar{u}_i = 0$). The solvability for $\bar{\mathbf{u}}$ requires the pseudo-incompressibility of $\bar{\mathbf{u}}$, rather than its incompressibility.

To this end, consider any velocity field $\bar{\mathbf{U}}$ and its thickness-weighted divergence $J\partial_i^z \bar{U}_i$. According to the chain rule (2.15) and the identities $\partial_\ell^z J = \partial_\ell^z S_3$ and $\partial_\ell^z S_m = \partial_m^z S_\ell$ (for $m = 1, 2, 3, t$), the thickness-weighted divergence of $\bar{\mathbf{U}}$ satisfies the following identity:

$$J\partial_i^z \bar{U}_i = J\partial_h^z \bar{U}_h - S_h \partial_3^z \bar{U}_h + \partial_3^z \bar{U}_3 = \partial_h^z (J\bar{U}_h) + \partial_3^z (\bar{U}_3 - S_h \bar{U}_h). \tag{6.1}$$

The right-hand side is the net mass transfer per second (divided by the mass of the undeformed element $\rho_0 dx dy d\zeta$) due to $\bar{\mathbf{U}}$ across the surfaces of the instantaneous (or frozen) volume element of the ζ -coordinate system. (See figures 1 and 3 for the volume elements of the ζ -coordinate system.) Physically, $J\bar{U}_1$ and $J\bar{U}_2$ are the mass fluxes through the sidewalls of the volume element. On the other hand, $\bar{U}_3 - S_h \bar{U}_h$ is the mass flux through the tilted top or bottom wall of the volume element. Here, \bar{U}_3 is the mass flux through the horizontal-plane projection of the tilted surface and $-S_h \bar{U}_h$ is the sum of the mass fluxes through the vertical-plane projections of the tilted top or bottom surface. The term $\bar{U}_3 - S_h \bar{U}_h$ is also the vertical velocity of the tilted surface due to $\bar{\mathbf{U}}$ (cf. (2.9)). Now, the ensemble average (2.5) of (6.1) yields $\langle J\partial_i^z \bar{U}_i \rangle = \partial_h^z \langle J\bar{U}_h \rangle + \partial_3^z \langle \bar{U}_3 - S_h \bar{U}_h \rangle$. Therefore,

$$\langle J\partial_i^z \bar{U}_i \rangle = 0 \iff \partial_h^z \langle J\bar{U}_h \rangle + \partial_3^z \langle \bar{U}_3 - S_h \bar{U}_h \rangle = 0. \tag{6.2}$$

That is, the pseudo-incompressibility of the velocity field ($\langle J\bar{U}_h \rangle$, $\langle \bar{U}_3 - S_h \bar{U}_h \rangle$) is equivalent to the property that the thickness-weighted ensemble average of $\nabla \cdot \bar{\mathbf{U}}$ is zero.

Because the fluid velocity \mathbf{u} is incompressible, equation (6.2) for $\bar{\mathbf{U}} = \mathbf{u}$ yields

$$\partial_i^z U_i = 0, \tag{6.3}$$

where $\mathbf{U} \equiv (U_1, U_2, U_3) \equiv (U, V, W)$ and

$$U \equiv \langle J\mathbf{u} \rangle = \langle u \rangle + \langle S_3 u \rangle = \langle u^c \rangle + \mathfrak{L}_1 + \langle S_3 u \rangle, \tag{6.4a}$$

$$V \equiv \langle J\mathbf{v} \rangle = \langle v \rangle + \langle S_3 v \rangle = \langle v^c \rangle + \mathfrak{L}_2 + \langle S_3 v \rangle, \tag{6.4b}$$

$$W \equiv \langle w - S_h u_h \rangle = \langle w \rangle - \langle S_h u_h \rangle = \langle w^c \rangle + \mathfrak{L}_3 - \langle S_h u_h \rangle. \tag{6.4c}$$

These equations are exact to all orders. The flow \mathbf{U} consists of the non-oscillatory flow $\langle u_i^c \rangle + \mathfrak{L}_i$ as well as the horizontal bolus velocity $\langle S_3 u_h \rangle$ and the average mass

Original term	Averaged result
$\partial_t^\zeta u_h$	$\partial_t^\zeta \langle u_h \rangle$
$\partial_h^\zeta P$	$\partial_h^\zeta \langle P^{[4]} \rangle$
$u_H^{w[1]} \partial_H^\zeta u_h^{w[1]}$	$(1/2)c^{[0]} a k e^{k\zeta} \hat{k}_H \partial_H^\zeta (c^{[0]} a k e^{k\zeta} \hat{k}_h)$
$u_H^{w[1]} \partial_H^\zeta u_h^{w[3]}$	$(1/2)c^{[0]} a k^2 e^{k\zeta} i \text{Im}(u_h^{[1]})$
$u_H^{[2]} \partial_H^\zeta u_h^{[2]}$	$\langle u_H^c + \mathcal{U}_H \rangle \partial_H^\zeta \langle u_h^c + \mathcal{U}_h \rangle$
$u_H^{w[3]} \partial_H^\zeta u_h^{w[1]}$	$-(1/2)c^{[0]} a k^2 e^{k\zeta} \hat{k}_h \hat{k}_1 i \text{Im}(u_h^{[1]})$
$w^c \partial_3^\zeta u_h^{[2]}$	$\langle w^c \rangle \partial_3^\zeta \langle u_h^c + \mathcal{U}_h \rangle$
$w^c (J^{-1})^{[1]} \partial_3^\zeta u_h^{w[1]}$	$-(1/2) \langle w^c \rangle \partial_3^\zeta (U_h^S/2)$
$-S_h^{[1]} \partial_3^\zeta P^{[3]}$	$(1/2) a k e^{k\zeta} \hat{k}_h i \partial_3^\zeta \text{Im}(P^{[1]})$
$-S_h^{[3]} \partial_3^\zeta P^{[1]}$	$-(1/2)c^{[0]2} a k^2 e^{k\zeta} [\partial_h^\zeta (a e^{k\zeta}) + \partial_h^\zeta \text{Re}(z^{[1]}) + \hat{k}_h k i \text{Im}(z^{[1]})]$

TABLE 2. The non-zero terms in the ensemble-averaged horizontal momentum equations.

flux $\langle -S_h u_h \rangle$ through the vertical-plane projections of the tilted surface. Therefore, \mathbf{U} represents the wave-averaged flow of material. Hereafter, let us call \mathbf{U} the wave-averaged material flow. Crucially, the pseudo-incompressibility of \mathbf{U} – i.e. (6.3) – is equivalent to $\langle J \nabla \cdot \mathbf{u} \rangle = 0$ and ensures that \mathbf{U} and the corresponding wave-averaged pressure are solvable. Physically, this means that the wave-averaged pressure develops in such a way that $\partial_t^\zeta U_i$ and equivalently $\langle J \nabla \cdot \mathbf{u} \rangle$ remain zero. This is in contrast with the fact that the pressure without being averaged develops in such a way that $\nabla \cdot \mathbf{u}$ remains zero.

Unlike the wave-averaged material flow \mathbf{U} , other wave-averaged flows – namely, $\langle \mathbf{u} \rangle$, $\langle \mathbf{u}^c \rangle$ and $\mathbf{u}^Q \equiv (\langle u_h \rangle - U_h^S/2, \langle w \rangle)$ – are not guaranteed to satisfy their pseudo-incompressibility (appendix G). Therefore, only \mathbf{U} is appropriately solvable. This is a crucial point which differentiates S19 from the CL theory. In the latter, the Eulerian mean velocity (which is closely related to $\langle \mathbf{u}^c \rangle$) is assumed to be pseudo-incompressible (and also incompressible) and is thereby considered to govern the wave-averaged pressure. In contrast, in S19, $\langle \mathbf{u}^c \rangle$ is neither pseudo-incompressible nor incompressible, and the wave-averaged pressure is governed by \mathbf{U} .

6.2. *The momentum equations and upper boundary condition of U*

Substitution of the first- to third-order wave solutions presented in § 5 and appendix E into (5.1) yields the momentum equations of \mathbf{u} at fourth order. These momentum equations have some terms that have a non-zero ensemble average to fourth order; all of these terms are listed in tables 2 and 3. According to these results, the momentum equations of \mathbf{U} are (as derived in appendix H)

$$\partial_t^\zeta U_1 + (U_H \partial_H^\zeta + W \partial_3^\zeta)(U_1 - U_1^S) + \partial_1^\zeta \langle P^{[4]} \rangle + \partial_1^\zeta \Psi - \partial_t^\zeta U_1^S + \Lambda_1 = O(\epsilon^5 c^{[0]2} k), \quad (6.5a)$$

$$\partial_t^\zeta U_2 + (U_H \partial_H^\zeta + W \partial_3^\zeta)(U_2 - U_2^S) + \partial_2^\zeta \langle P^{[4]} \rangle + \partial_2^\zeta \Psi + c_H^g \partial_H^\zeta U_2^S = O(\epsilon^5 c^{[0]2} k), \quad (6.5b)$$

$$\begin{aligned} &\partial_t^\zeta W + (U_H \partial_H^\zeta + W \partial_3^\zeta)W + \partial_3^\zeta \langle P^{[4]} \rangle + \partial_3^\zeta \Psi - 2\partial_3^\zeta \phi \\ &+ (U_1 - u_1^D - c^{[2]} \hat{k}_1) \partial_3^\zeta U_1^S = O(\epsilon^5 c^{[0]2} k), \end{aligned} \quad (6.5c)$$

Original term	Averaged result
$\partial_t^\zeta w$	$\partial_t^\zeta \langle w \rangle$
$\partial_3^\zeta P$	$\partial_3^\zeta \langle P^{[4]} \rangle$
$u_H^{w[1]} \partial_H^\zeta w^{w[3]}$	$(1/2)c^{[0]}ak^2e^{k\zeta}i \text{Im}(w^{[1]})$
$u_H^{[2]} \partial_H^\zeta w^{[2]}$	$\langle u_H^c + \mathfrak{L}_H \rangle \partial_H^\zeta \langle w^c \rangle + (1/4)kU_H^S U_H^S$
$u_H^{[3]} \partial_H^\zeta w^{w[1]}$	$(1/2)c^{[0]}ak^2e^{k\zeta}\hat{k}_1 \text{Re}(u_1^{[1]})$
$w^c \partial_3^\zeta w^{[2]}$	$\langle w^c \rangle \partial_3^\zeta \langle w^c \rangle$
$-S_3^{[1]} \partial_3^\zeta P^{[3]}$	$-(1/2)ake^{k\zeta} \partial_3^\zeta \text{Re}(P^{[1]})$
$-S_3^{[1]}(J^{-1})^{[1]} \partial_3^\zeta P^{[2]}$	$(1/4)kU_H^S U_H^S$
$-S_3^{[2]} \partial_3^\zeta P^{[2]}$	$-(1/2)kU_H^S U_H^S$
$-S_3^{[2]}(J^{-1})^{[1]} \partial_3^\zeta P^{[1]}$	$(1/4)kU_H^S U_H^S$
$-S_3^{[1]}(J^{-1})^{[2]} \partial_3^\zeta P^{[1]}$	$-(1/8)kU_H^S U_H^S$
$-S_3^{[3]} \partial_3^\zeta P^{[1]}$	$-(1/2)c^{[0]2}ak^2e^{k\zeta} \partial_3^\zeta \text{Re}(z^{[1]})$

TABLE 3. The non-zero terms in the ensemble-averaged vertical momentum equation.

u^c, w^c	∂_t^ζ	∂_1^ζ	∂_3^ζ	∂_2^ζ	$(\partial_2^\zeta)^2$	$(\partial_2^\zeta)^3$	$(\partial_2^\zeta)^4$	$(\partial_2^\zeta)^5$	\mathfrak{L}_h	∂_t^ζ	∂_1^ζ	∂_2^ζ	∂_3^ζ
v^c	ϵ^4	ϵ^3	ϵ^2	ϵ^2	ϵ^2	ϵ^2	ϵ^2	ϵ^3	\mathfrak{L}_3	ϵ^4	ϵ^4	ϵ^4	$\epsilon^2 \hat{k}_h$
	ϵ^4	ϵ^3	ϵ^2	ϵ^2	ϵ^2	ϵ^2	ϵ^2	ϵ^3	\mathfrak{L}_3	ϵ^4	ϵ^4	ϵ^4	ϵ^4

TABLE 4. The orders of the derivatives of u_i^c and \mathfrak{L}_i . The order of a higher derivative that is not listed in the table is equal to or higher than the highest order of the listed derivatives contained in the higher derivative: e.g. $\partial_1^\zeta \partial_2^\zeta u_i^c \leq O(\epsilon^3 c^{[0]} k^2)$ because $\partial_1^\zeta u_i^c \leq O(\epsilon^3 c^{[0]} k)$.

	a	∂_t	∂_1	∂_2	$(\partial_2)^2$	$(\partial_2)^3$	$\partial_t \partial_2$	$\partial_t (\partial_2)^2$	$\partial_t (\partial_2)^3$	$(\partial_t)^2$	$(\partial_t)^2 \partial_2$
$c^{[0]}, \hat{k}_1, k$	ϵ^2	ϵ^3	ϵ^2	ϵ^2	ϵ^3	ϵ^3	ϵ^3	ϵ^3	ϵ^3	ϵ^3	ϵ^3
\hat{k}_2	ϵ^2	ϵ^2	ϵ^2	ϵ^2	ϵ^2	ϵ^2	ϵ^2	ϵ^2		ϵ^2	
$c^{[2]}$	ϵ^2	ϵ^2	ϵ^2	ϵ^2	ϵ^2	ϵ^2	ϵ^2	ϵ^2			

TABLE 5. The orders of the derivatives of $a, k, \hat{k}_h, c^{[0]}$ and $c^{[2]}$. For a , any derivative not included in the table is of fourth or higher order. For $k, \hat{k}_h, c^{[0]}$ and $c^{[2]}$, any derivative left blank or not included in the table is of third or higher order.

where

$$\Phi \equiv \frac{1}{2}ae^{k\zeta} \left(k \text{Re}(P^{[1]}) - \partial_3^\zeta \text{Re}(P^{[1]}) - \frac{1}{c^{[0]}}i\partial_t^\zeta \text{Im}(P^{[1]}) + \frac{2}{c^{[0]}k}i\partial_3^\zeta \partial_t^\zeta \text{Im}(P^{[1]}) \right) - \frac{1}{8}U_H^S U_H^S + ae^{2k\zeta} \partial_t \partial_t a, \tag{6.5d}$$

$$\phi \equiv \frac{a}{2c^{[0]}}e^{k\zeta} (i\partial_t^\zeta \text{Im}(P^{[1]}) + c^{[0]}e^{k\zeta} \partial_t \partial_t a), \tag{6.5e}$$

$$\Psi \equiv \Phi + \phi + \frac{1}{4}U_H^S U_H^S - U_1^S (U_1 - u_1^D - c^{[2]}\hat{k}_1), \tag{6.5f}$$

$$\Lambda_1 \equiv -\hat{k}_1 \frac{ak}{2c^{[0]}} e^{k\zeta} \left(\partial_t^\zeta \text{Re}(P^{[1]}) + \frac{2}{k} \partial_3^\zeta \partial_t^\zeta \text{Re}(P^{[1]}) + \frac{1}{k^2} \partial_3^\zeta \partial_3^\zeta \partial_t^\zeta \text{Re}(P^{[1]}) \right) + 3a^2 k^2 e^{2k\zeta} \hat{k}_1 \partial_t c^{[2]}, \tag{6.5g}$$

and $\hat{k}_1 u_1^D + c^{[2]}, \partial_t^\zeta U_1^S, \partial_t \partial_t a, \partial_t c^{[2]}$ and $P^{[1]}$ are given in (5.15), (5.50), (D3) and (D1). For additional information on the wave-related terms, note that $\partial_t^\zeta P^{[1]} = \partial_t^\zeta (P_{\mathbb{D}}^{[1]} + P_{\mathbb{E}}^{[1]} + P_{\mathbb{H}}^{[1]}) + O(\epsilon^4 c^{[0]3} k)$, and also see (5.11), (5.14), (C3) and (C5).

According to the wave solutions in §5, the terms Λ_1 and $-2\partial_3^\zeta \phi$ depend mostly on $P_{\mathbb{H}}^{[1]}$ given by (5.23a). Therefore, if there is no forcing of the third-order waves through the horizontal boundary condition (thus, $P_{\mathbb{H}}^{[1]} = 0$, as explained in §5.2), then Λ_1 and $-2\partial_3^\zeta \phi$ become negligible for the fourth-order balance. In (6.5c), the term $(-u_1^D - c^{[2]}\hat{k}_1)\partial_3^\zeta U_1^S$ derives from the fact that the waves are refracted and Doppler shifted according to (5.50b). These equations are expressed in terms of the Stokes shear force (Suzuki & Fox-Kemper 2016). The equivalent equations expressed in terms of the vortex force are shown in appendix I. The Stokes shear force – rather than the vortex force – is useful for physical analysis because a large part of the vortex force is equal to a potential force. Since a potential force cannot inject vorticity or energy (except through the energy flux at the boundaries), the evolution of the roll is easier to understand in terms of a force that is not dominated by a potential force. In contrast, most potential force in the Stokes shear force is simply the horizontal mean of the Stokes shear force and easily removable with the same procedure as the familiar separation of the horizontal mean buoyancy and the buoyancy perturbation.

Finally, averaging (5.5) with (2.5) yields the upper boundary condition for U as

$$\frac{1}{g} \partial_t^\zeta \langle P \rangle - W = 0 \quad \text{at } \zeta = 0. \tag{6.6}$$

Here, $\langle P \rangle = \langle P^{[4]} \rangle + O(\epsilon^5 c^{[0]2})$ according to the wave solutions given in §5. Note that the averaged kinematic boundary condition is $\partial_t^\zeta \langle z \rangle = \langle w \rangle - \langle S_h u_h \rangle = W$. The value of $\langle S_h u_h \rangle = \langle S_h u_h^w \rangle + O(\epsilon^5 c^{[0]1})$ is shown in (F3) in appendix F. An important point of (F3) is that the averaged vertical motion of the water surface, $\partial_t^\zeta \langle z \rangle$, due to the correlation $\langle u_h S_h \rangle$ is of fourth order. Therefore, $\langle u_h S_h \rangle$ cannot be neglected for the wave-averaged governing equations.

6.3. Implications of (6.3) and (6.5)

The fundamental difference between the CL theory and S19 is the recognition that the wave-averaged mass conservation is satisfied by the wave-averaged material flow U (§6.1). This difference is crucial because it allows S19 to deal with the current-induced evolution of the wave field without neglecting the evolution of the wave-induced mass divergence and its effect on the wave-averaged pressure. This point is exemplified here by contrasting a case having time-dependent wave properties with another case having time-independent wave properties.

Before discussing the two cases, let us note the following essential facts. It can be shown (e.g. by taking the curl of (6.5)) that the rolls of typical Langmuir circulations are driven mainly by the term $c_H^g \partial_H^\zeta U_2^S$ in (6.5b) and the term $(U_1 - u_1^D - c^{[2]}\hat{k}_1)\partial_3^\zeta U_1^S$ in (6.5c). The former represents the propagation of U_2^S at the group velocity. The latter is the counterpart of the Stokes shear force (hereafter, SSF), $U_1 \partial_3^\zeta U_1^S$, discussed in

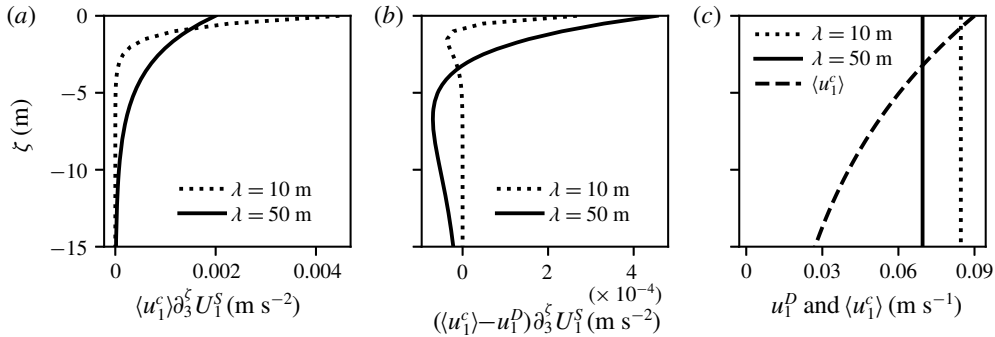


FIGURE 8. Comparison between the RASSF and the SSF.

Suzuki & Fox-Kemper (2016), and it is different from the SSF by $(-u_1^D - c^{[2]}\hat{k}_1)\partial_3^\zeta U_1^S$. This difference originates from the wave refraction effect explicit in the governing equations of U . The SSF of Suzuki & Fox-Kemper (2016) lacks the refraction effect because the equations of Suzuki & Fox-Kemper (2016) are equivalent to the CL equations, which lack the refraction effect. Hereafter, $(U_1 - u_1^D - c^{[2]}\hat{k}_1)\partial_3^\zeta U_1^S$ is called the refraction-affected Stokes shear force (RASSF). According to (6.4a), RASSF is equal to $(\langle u_1^c \rangle + \mathcal{U}_1 + \langle S_3 u_1 \rangle - u_1^D - c^{[2]}\hat{k}_1)\partial_3^\zeta U_1^S$.

Because the RASSF is a vertical force, its horizontal mean is hydrostatically balanced and dynamically unimportant (like the horizontal mean of buoyancy). Thus, what is dynamically important is the RASSF perturbation from the horizontal mean. Under the scaling conditions being considered (§ 3), the horizontal perturbation in $\langle u_1^c \rangle - u_1^D$ is much larger than the horizontal perturbation in $\mathcal{U}_1 + \langle S_3 u_1 \rangle - c^{[2]}\hat{k}_1$ or in U_1^S . Therefore, the RASSF perturbation is approximately equal to $(\langle u_1^c \rangle - u_1^D)\partial_3^\zeta U_1^S$ and occurs at the along-roll jets. When the waves are propagating in the downstream direction of the along-roll jets, the signs of $\langle u_1^c \rangle - u_1^D$ and U_1^S are the same at the jets. Therefore, in this situation, the RASSF perturbation at the jets is a downward force. This is why the RASSF perturbation drives the downwellings at the along-roll jets (figures 1 and 2). This effect of the RASSF perturbation is the same as that of the SSF perturbation $\langle u_1^c \rangle \partial_3^\zeta U_1^S$, as detailed in Suzuki & Fox-Kemper (2016). Now, let us consider the aforementioned two cases.

6.3.1. Case I: x -independent but t -dependent wave properties

When the wave properties are independent of x , (5.50b) shows that $c_H^g \partial_H^\zeta U_2^S$ is negligible while $\partial_t^\zeta U_2^S$ is significant due to the refraction. Hence, the wave properties change with time. Moreover, (5.50b) shows that $\partial_t^\zeta \partial_2^\zeta U_2^S$ is of fourth order. Then, as shown in § 6.1 and appendix G, the evolution of the wave-induced mass divergence can affect the wave-averaged pressure at its leading order (i.e. fourth order). Therefore, the dynamics of U described by (6.3) and (6.5) is crucial. Then, because $c_H^g \partial_H^\zeta U_2^S$ in (6.5b) is negligible, the rolls are driven solely by the RASSF perturbation. This is in contrast to the CL theory, in which the rolls are driven by the SSF perturbation.

For example, consider a current structure having $K_{A(2)}^2 - k^2 = 0.0051 \text{ rad m}^{-1}$ in (3.2) and an along-roll jet $\langle u_1^c \rangle$ shown in figure 8(c). In the same panel, the Doppler-shift velocities (5.15a) of a wave whose wavelength λ is 10 m and of another wave whose λ is 50 m are also shown. In this example, both the shorter

and longer waves have $ak = 0.1$ and $(\hat{k}_1, \hat{k}_2) = (1, 0)$ at the time of consideration. Because the shorter wave has a larger $\partial_3^\zeta U_1^S$ near the surface, it produces a larger SSF perturbation (figure 8a). However, as shown in figure 8(b), the refraction effect makes the following two differences: first, the longer wave becomes more important than the shorter wave because $\langle u_1^c \rangle - u_1^D$ near the surface is larger for the longer wave; and second, the magnitude of $(\langle u_1^c \rangle - u_1^D) \partial_3^\zeta U_1^S$ is much smaller than that of $\langle u_1^c \rangle \partial_3^\zeta U_1^S$ because u_1^D is close to $\langle u_1^c \rangle$ near the surface. More specifically, compared to the SSF perturbation, the RASSF perturbation is decreased by a factor of 10 for the shorter wave and 5 for the longer wave for this example current. Therefore, unlike the CL theory, S19 predicts that long waves are more critical than short waves in driving the rolls and thereby upper-ocean mixing. Meanwhile, the energy transfer from the waves to the rolls is likely to be overestimated by the CL theory in a situation like case I. Furthermore, because u_1^D is determined essentially by the current profile at depths shallower than the wavelength, S19 is much more sensitive to the near-surface current profile.

6.3.2. Case II: x -dependent but t -independent wave properties

In this case, (5.50b) shows that $c_H^g \partial_H^\zeta U_2^S = -U_1^S \partial_2 (u_1^D + c^{[2]} \hat{k}_1) + O(\epsilon^5 c^{[0]2} k)$. Thus, the rolls are driven by both $c_H^g \partial_H^\zeta U_2^S$ and the RASSF. Because the wave properties do not evolve, the evolution of the wave-induced mass divergence is zero and the refraction becomes irrelevant for the unsteady part of \mathbf{U} . This can be easily seen from (I1)–(I3) (which are equivalent to (6.5)) in appendix I. That is, in (I2), the refraction term is cancelled by the propagation of U_2^S . Because of this cancellation, (I2) and (I3) yield the same vortex force as the CL equations. Therefore, if the wave properties do not evolve, then S19 essentially reduces to the CL theory (provided that the wave-averaged mass conservation pertaining to the steady component of \mathbf{U} is properly taken into account).

In summary, S19 may be regarded as an extension of the CL theory to deal with the current-induced evolution of the wave field, which produces an evolving wave-induced mass divergence. In passing, let us note another important point of the wave effects: namely, the wave field produces a potential force $\partial_i^\zeta \Psi$ in (6.5). In S19, the value of Ψ to fourth order can be explicitly computed using the wave solutions obtained in § 5. It is worth noting that $\langle P^{[4]} \rangle$ and Ψ may be combined and treated as a generalised pressure, as other theories do. However, it is crucial to note that the explicit value of Ψ to fourth order is required when the boundaries are either flexible or non-periodic (at least at the boundaries so that the energy fluxes at the boundaries due to Ψ are correct).

6.4. Wave–wave nonlinear processes producing the RASSF

The RASSF results from the wave–wave nonlinearity due to the first-order wave and the sum of the \mathbb{A} - and \mathbb{C} -waves (§ 5.2). These waves horizontally displace each other's vertical velocities via the advection terms $u_1^{w[1]} \partial_1^\zeta w^{w[3]}$ and $u_1^{w[3]} \partial_1^\zeta w^{w[1]}$. The ensemble averages of these terms are non-zero as shown in table 3. In this way, they convert the oscillatory velocities $w^{w[1]}$ and $w^{w[3]}$ into the non-oscillatory velocity W . Furthermore, the \mathbb{A} - and \mathbb{C} -waves also alter the gradients of the first-order wave pressure by undulating the constant- ζ surfaces. The ensemble averages of these perturbations are non-zero as the presence of $S_i^{[3]} \partial_3^\zeta P^{[1]}$ in tables 2 and 3 shows. In this way, the first-order wave pressure also forces \mathbf{U} . According to (5.26) and (5.32),

the sum of the \mathbb{A} - and \mathbb{C} -waves is

$$\text{Re}(u_{\mathbb{A}}^{(1)} e^{ix} + u_{\mathbb{C}}^{(1)} e^{ix}) = \frac{\hat{k}_1}{c^{[0]}} (P_{\mathbb{A}}^{(1)} + P_{\mathbb{C}}^{(1)}) \cos \chi - \frac{\hat{k}_1 a}{c^{[0]}} e^{k\zeta} (\partial_t c^{[2]}) \sin \chi + u^{\Gamma}, \quad (6.7a)$$

$$\text{Re}(v_{\mathbb{A}}^{(1)} e^{ix} + v_{\mathbb{C}}^{(1)} e^{ix}) = \frac{1}{c^{[0]} k} \partial_2^{\zeta} (P_{\mathbb{A}}^{(1)} + P_{\mathbb{C}}^{(1)}) \sin \chi, \quad (6.7b)$$

$$\text{Re}(w_{\mathbb{A}}^{(1)} e^{ix} + w_{\mathbb{C}}^{(1)} e^{ix}) = \frac{1}{c^{[0]} k} \partial_3^{\zeta} (P_{\mathbb{A}}^{(1)} + P_{\mathbb{C}}^{(1)}) \sin \chi + \frac{a}{c^{[0]}} e^{k\zeta} (\partial_t c^{[2]}) \cos \chi + w^{\Gamma}, \quad (6.7c)$$

$$\begin{aligned} \text{Re}(z_{\mathbb{A}}^{(1)} e^{ix} + z_{\mathbb{C}}^{(1)} e^{ix}) &= \frac{1}{gk} \partial_3^{\zeta} (P_{\mathbb{A}}^{(1)} + P_{\mathbb{C}}^{(1)}) \cos \chi - \frac{1}{4c^{[0]}} a e^{k\zeta} \hat{k}_1 U_1^S \cos \chi \\ &\quad - \frac{3a}{g} e^{k\zeta} (\partial_t c^{[2]}) \sin \chi + z^{\Gamma}, \end{aligned} \quad (6.7d)$$

where

$$u^{\Gamma} \equiv \hat{k}_1 a k e^{k\zeta} \hat{k}_1 (U_1 - u_1^D - c^{[2]} \hat{k}_1) \cos \chi, \quad (6.8a)$$

$$w^{\Gamma} \equiv a k e^{k\zeta} \hat{k}_1 (U_1 - u_1^D - c^{[2]} \hat{k}_1) \sin \chi, \quad (6.8b)$$

$$z^{\Gamma} \equiv \frac{2}{c^{[0]}} a e^{k\zeta} \hat{k}_1 (U_1 - u_1^D - c^{[2]} \hat{k}_1) \cos \chi. \quad (6.8c)$$

The contribution to the RASSF comes from a specific part of the \mathbb{A} - and \mathbb{C} -waves: namely, u^{Γ} , w^{Γ} and z^{Γ} . Thus, let us now analyse the wave effects on W pertaining to these parts. In the vertical momentum equation of (2.18), w^{Γ} is advected by $w^{w^{[1]}}$. Likewise, $w^{w^{[1]}}$ is advected by u^{Γ} . These advection terms have non-zero ensemble averages, namely,

$$-\langle u^{w^{[1]}} \partial_1^{\zeta} w^{\Gamma} \rangle = -\frac{1}{4} (U_1 - u_1^D - c^{[2]} \hat{k}_1) \partial_3^{\zeta} U_1^S + O(\epsilon^5 c^{[0]2} k), \quad (6.9)$$

$$-\langle u^{\Gamma} \partial_1^{\zeta} w^{w^{[1]}} \rangle = -\frac{1}{4} (U_1 - u_1^D - c^{[2]} \hat{k}_1) \partial_3^{\zeta} U_1^S + O(\epsilon^5 c^{[0]2} k), \quad (6.10)$$

according to (2.5), (5.7a), (5.7b), (6.8a) and (6.8b). Here, the signs are chosen so that these terms appear on the right-hand side of (6.5c). Equations (6.9) and (6.10) show that the sum of these two advection terms makes one half of the RASSF. The other half comes from the correlation between the vertical gradient of the first-order pressure and the displacement z^{Γ} involved in the last term on the right-hand side of (2.18). This correlation produces a potential force and one half of the RASSF because

$$\langle S_1^{\Gamma} \partial_3^{\zeta} P^{[1]} \rangle = \partial_1^{\zeta} \langle z^{\Gamma} \partial_3^{\zeta} P^{[1]} \rangle + O(\epsilon^6 c^{[0]2} k), \quad (6.11)$$

$$\langle S_2^{\Gamma} \partial_3^{\zeta} P^{[1]} \rangle = \partial_2^{\zeta} \langle z^{\Gamma} \partial_3^{\zeta} P^{[1]} \rangle + O(\epsilon^6 c^{[0]2} k), \quad (6.12)$$

$$\langle S_3^{\Gamma} \partial_3^{\zeta} P^{[1]} \rangle = \partial_3^{\zeta} \langle z^{\Gamma} \partial_3^{\zeta} P^{[1]} \rangle - \langle z^{\Gamma} \partial_3^{\zeta} \partial_3^{\zeta} P^{[1]} \rangle, \quad (6.13)$$

where $S_i^{\Gamma} \equiv \partial_i^{\zeta} z^{\Gamma}$ is the part of S_i due to z^{Γ} according to the definitions (2.12) and (2.13) of S_i . Note that the first terms on the right-hand side of (6.11)–(6.13) form a potential force. Meanwhile, the last term on the right-hand side of (6.13) gives half the RASSF, that is,

$$-\langle z^{\Gamma} \partial_3^{\zeta} \partial_3^{\zeta} P^{[1]} \rangle = -\frac{1}{2} (U_1 - u_1^D - c^{[2]} \hat{k}_1) \partial_3^{\zeta} U_1^S + O(\epsilon^5 c^{[0]2} k), \quad (6.14)$$

according to (5.7c) and (6.8c). The physical meaning of $-z^{\Gamma} \partial_3^{\zeta} \partial_3^{\zeta} P^{[1]}$ is the following. Among many other forces, the fluid is forced by the pressure gradient force $-\partial_i^{\zeta} P$.

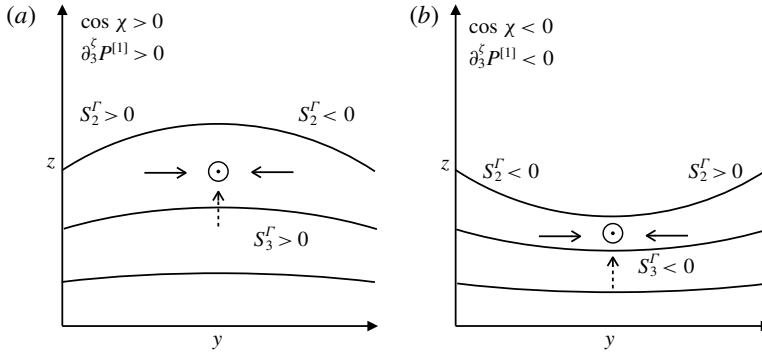


FIGURE 9. Diagram showing the directions of the forces $S_2^\Gamma \partial_3^\zeta P^{(1)}$ (solid arrows) and $S_3^\Gamma \partial_3^\zeta P^{(1)}$ (dashed arrows) at different phases indicated in the two panels. According to (5.7c), the sign of $\partial_3^\zeta P^{(1)}$ is the same as the sign of $\cos \chi$. In these panels, there is an along-roll jet at the location indicated by \odot . Thus, $U_1 - u_1^D - c^{[2]} \hat{k}_1$ has a positive maximum there. The solid lines depict the corresponding z^Γ in (6.8c). Because the signs of $\partial_3^\zeta P^{(1)}$ and S_i^Γ change with $\cos \chi$, the arrows always point towards \odot and produce a non-zero wave average.

The chain rules (2.15) imply $-\langle \partial_i^z P \rangle = -\partial_i^\zeta \langle P \rangle + \langle S_i \partial_3^\zeta P \rangle$. The term $-\partial_i^\zeta \langle P \rangle$ represents the pressure gradient force disregarding the effects of the undulation of the constant- ζ surfaces and the fluctuation in P . The effects of the surface undulation and the fluctuation in P are represented by $\langle S_i \partial_3^\zeta P \rangle$, and the leading-order effect of z^Γ in this term is the left-hand side of (6.11)–(6.13). Figure 9 shows the directions of $\langle S_i^\Gamma \partial_3^\zeta P^{(1)} \rangle$. These directions imply that a significant portion of $\langle S_i^\Gamma \partial_3^\zeta P^{(1)} \rangle$ is a potential force. According to (6.11)–(6.13), the separation of the potential force from $\langle S_i^\Gamma \partial_3^\zeta P^{(1)} \rangle$ leaves half the RASSF.

6.5. Is it necessary to determine \mathfrak{U}_i separately from u_i^c ?

In § 5, \mathfrak{U}_i and u_i^c are separately treated in order to make the logical structure of the theory clearer. Then, the preceding sections show that the value of \mathfrak{U}_i is not determined by the balance correct to third order, but it is determined by the balance at fourth order. However, the fourth-order balance does not dictate \mathfrak{U}_i and u_i^c separately. Therefore, separation of \mathfrak{U}_i and u_i^c is not possible unless we introduce an additional definition about how to distinguish \mathfrak{U}_i from u_i^c or an additional and unnecessary constraint such as the wave’s second-order irrotationality. Meanwhile, such separation of \mathfrak{U}_i and u_i^c is unnecessary unless one tries to separate the \mathbb{A} - and \mathbb{C} -waves or $\hat{k}_1 u_1^D$ and $c^{[2]}$. However, such separation is unnecessary because they always appear in pairs. For example, \mathfrak{U}_1 can be always treated together with $u_{(1)}^c$ in (3.2) as $\mathfrak{U}_1 + u_{(1)}^c$ because they appear in parallel in the driving functions \mathbb{A} and \mathbb{C} (table 1 and appendix D) and in (5.26a) and (5.32a). In this way, the sum of the \mathbb{A} - and \mathbb{C} -waves can be computed without ever separating \mathfrak{U}_1 and u_1^c . Likewise, the sum $\hat{k}_1 u_1^D + c^{[2]}$ can be computed without ever separating \mathfrak{U}_i and u_i^c by using the identity $2k \int_{-\infty}^0 e^{2k\zeta'} \hat{k}_1 \mathfrak{U}_1(x, y, \zeta', t) d\zeta' = \hat{k}_1 \mathfrak{U}_1(\zeta = 0) - \hat{k}_1 \int_{-\infty}^0 e^{2k\zeta'} (\partial_3^\zeta \mathfrak{U}_1)' d\zeta'$ in (5.15). Here, $(\partial_3^\zeta \mathfrak{U}_1)'$ is $\partial_3^\zeta \mathfrak{U}_1$ at (x, y, ζ', t) . Finally, note that $\partial_t c^{[2]} = \partial_t (\hat{k}_1 u_1^D + c^{[2]}) + O(\epsilon^4 c^{[0]2} k)$.

6.6. Value of \mathcal{U}_i in the current's absence

Consider a case in which u_i^c and $P_{\mathbb{H}}^{(1)}$ are zero. In this case, $\langle u_i \rangle = \mathcal{U}_i$; u_1^D and G are zero; $\partial_t \partial_2 \hat{k}_2$, $\partial_t c^{[2]}$, $\partial_2 \partial_2 c^{[2]}$ and $\partial_2 \partial_2 D^S$ are of third order; and $\partial_t \partial_t a$, $\partial_t \partial_2 \partial_2 a$, $\partial_t^c \text{Re}(P^{(1)})$ and $i \partial_t^c \text{Im}(P^{(1)})$ are of fourth order. Thus, (H1) becomes

$$\partial_t^c \mathcal{U}_1 = \frac{1}{2} \partial_t^c U_1^S - \partial_1^c \check{\Phi} + O(\epsilon^5 c^{[0]^2} k), \tag{6.15a}$$

$$\partial_t^c \mathcal{U}_2 = \frac{1}{2} \partial_t^c U_2^S - \partial_2^c \check{\Phi} + O(\epsilon^5 c^{[0]^2} k), \tag{6.15b}$$

$$\partial_t^c \mathcal{U}_3 = -\partial_3^c \check{\Phi} + O(\epsilon^5 c^{[0]^2} k), \tag{6.15c}$$

where $\check{\Phi} \equiv \langle P^{[4]} \rangle + (4k)^{-1} g a (\partial_2 \partial_2 a) e^{2kz}$. In (6.15a) and (6.15b), the terms $\partial_t^c U_h^S/2$ derive from the nonlinear terms $\langle u_H^{w[1]} \partial_H^c u_h^{w[1]} \rangle$, $\langle u_H^{w[1]} \partial_H^c u_h^{w[3]} \rangle$ and $\langle -S_h^{[3]} \partial_3^c P^{[1]} \rangle$ shown in table 2. Therefore, these equations show that, if u_i^c , $P_{\mathbb{H}}^{(1)}$ and $\check{\Phi}$ are negligible, then $(\mathcal{U}_h, \mathcal{U}_3)$ is equal to $(U_h^S/2, 0)$ at this accuracy and is driven by these nonlinear effects. As a result, the wave motion becomes irrotational at least to second order (see (5.9)). In addition, the wave's mean momentum u_h^S becomes the same as U_h^S to third order (see § 5.5); hence, u_h^S becomes the same as the conventional Stokes drift velocity. (Note that, in the standard wave theory, the conventional value of the Stokes drift velocity requires the assumption of the second-order wave irrotationality, which implies that the second-order Eulerian wave velocity has no Eulerian mean.) This result clearly shows that the wave's second-order irrotationality, which is typically treated as an assumption in a standard wave theory, does not have to be an assumption but is rather a dynamical consequence when u_i^c , $P_{\mathbb{H}}^{(1)}$ and $\check{\Phi}$ are negligible.

7. Summary and outlook

S19 presents a theory of the physical mechanisms of the two-way coupling between a surface wave field and a roll-streak circulation, especially for a situation involving the wave refraction due to the circulation. The key quantities pertinent to this problem are: (i) the current-induced wave-wave nonlinearity; (ii) the current-induced evolution of the wave-induced mass divergence; and (iii) its effect on the wave-averaged pressure. In order to accurately represent these quantities, the theory is developed without relying on any extrapolation, any spatiotemporal mapping or an approximation that treats the wave-induced mass divergence as being concentrated at the surface. The theory also does not assume the wave's second-order irrotationality.

The roll-streak circulation has significant vertical velocities and (horizontal and vertical) gradients and thereby induces wave refraction, amplitude modulation and higher-order waves. For the second-order current speeds considered here, the leading order of the current-induced waves are of third order. These third-order waves consist of seven types of independent motions, each of which has a clear physical origin according to the divergence balance and the force balance (§ 5.2). The wave dynamics valid in the presence of the roll-streak circulation is determined; this includes the wave amplitude evolution (5.14), the wave action density conservation (§ 5.3) and other second-order wave quantities (§ 5.4). Both the amplitude and wave action density are affected by the upwelling or downwelling.

The current-induced third-order wave motions produce wave-wave nonlinear effects by interacting with the first-order wave motion (§ 6.4). These wave-wave nonlinear effects are leading-order forces acting on wave-averaged flows (§ 6.2). The vortex force terms (appendix I) derive from the terms involving $\partial_t^c \text{Re}(z^{[1]})$ in $\langle -S_i^{[3]} \partial_3^c P^{[1]} \rangle$

(tables 2 and 3). When these terms are neglected, as done for example by Mellor (2003, 2005, 2011, 2015, 2016, 2017), the vortex force terms cannot be derived.

The new wave-averaged theory presents the governing equations for the wave-averaged circulation which satisfies the wave-averaged mass conservation: namely, (6.3), (6.5) and (6.6). These equations show that the CL equations are suitable only if the wave field does not change with time due to the wave–current interactions. When the wave field evolves due to the refraction, the CL equations may significantly overpredict the wave effect (§ 6.3). For the physics of wave-averaged flows, the divergence property that matters is the thickness-weighted ensemble average $\langle J\nabla \cdot \mathbf{u} \rangle$ of the divergence of the fluid flow \mathbf{u} (§ 6.1). This is because the wave-averaged pressure develops to satisfy $\langle J\nabla \cdot \mathbf{u} \rangle = 0$. To represent this fact, the concept of pseudo-incompressibility is developed, and it is shown that the pseudo-incompressibility of the wave-averaged material flow \mathbf{U} is equivalent to $\langle J\nabla \cdot \mathbf{u} \rangle = 0$ (§ 6.1). Therefore, the pseudo-incompressibility of \mathbf{U} governs the wave-averaged pressure. As a result, the wave-averaged governing equations must be written for \mathbf{U} . This is the fundamental difference from the CL equations, in which the wave-averaged pressure is taken to be governed by the current's incompressibility.

The RASSF perturbation is the main force that drives the roll (§ 6.3), and it is induced by the \mathbb{A} -wave (§ 6.4). It is crucial to note that the \mathbb{A} -wave exists because of the undulation-induced divergence (§ 4) of the current and the advection of the leading-order wave momentum by the current (§ 5.2). Meanwhile, as is evident in figure 3, the existence of the undulation-induced divergence does not rely on the simplifying conditions such as the small orders of the wave slope and current velocities or the exact sinusoidal shape of the leading-order wave. In other words, a steeper wave and a larger vertical gradient of the current will produce more pronounced undulation-induced divergence of the current. Likewise, the advection becomes stronger for a steeper wave and a stronger current. Therefore, although it is difficult to show mathematically, it is likely that the wave effect that drives rolls becomes more significant for steeper waves. These simplifying conditions are needed only for the simplicity of the mathematical descriptions and not for the physics revealed here.

S19 considers a simple system in order to highlight the basic physics of the wave–current interactions. It is desired that S19 provides a step towards studying a more complete system including, for example, winds and a spectrum of leading-order waves. Winds, for example, are essential at least for maintaining the streaks of Langmuir circulations. Further coupling involving winds may occur in a situation where the structure of the wind field is correlated with the structure of the current field. For further development in this field, it is important to note that certain wave phenomena are precluded in the mathematical formulation of S19 (although it seems acceptable for the conditions considered here). These phenomena include partial reflection (McKee 2006) and a first- and second-order modulation of the wave amplitude. Such an amplitude variation may occur when the currents are of $O(c^{[0]}) - O(\epsilon c^{[0]})$ (e.g. Veron & Melville 2001, figure 15). In such a situation, the modal approach of Shrira & Slunyaev (2014) and a related formulation by Craik (1982), Phillips & Wu (1994) and Phillips (1998, 2005) are very important. Note that, for the $O(\epsilon^2 c^{[0]})$ current considered here, S19 allows the same order (i.e. third order) of amplitude variation as Craik's and Phillips's formulation (i.e. $\Delta = 10^{-2}$ in equation (2.4) of Phillips (2005)). The width of the current structure considered in S19 is wider than roughly one wavelength (§ 3.2); it is unclear what mathematical formulation is most appropriate for conditions involving very narrow current structures such as those

in Tsai *et al.* (2017, figure 1). It is also unclear which of case I and case II discussed in § 6.3 is more relevant to Langmuir circulations in nature and submesoscale fronts. The answer is likely to depend on the wavelength and the vertical structure of the streak. To answer these questions, instability analysis based on S19 and comparison with wave-resolving numerical simulation or observation are much needed.

Acknowledgements

I am grateful for discussions with F. Ardhuin, J. C. McWilliams, B. Chapron and W. R. C. Phillips. This work was supported by the ‘Laboratoire d’Excellence’ LabexMER (ANR-10-LABX-19) and by ISblue project, ‘Interdisciplinary graduate school for the blue planet’ (ANR-17-EURE-0015) and co-funded by a grant from the French government under the program ‘Investissements d’Avenir’, by a grant from the Regional Council of Brittany (SAD programme) and by the People Programme (Marie Curie Actions) of the European Union’s Seventh Framework Programme (FP7/2007-2013) under REA grant agreement no. PCOFUND-GA-2013-609102, through the PRESTIGE programme coordinated by Campus France.

Appendix A. Detailed scaling conditions

A.1. Orders of derivatives

The orders of all derivatives are listed in tables 4 and 5. In table 4, the orders of $\partial_t^\zeta u_i^c$ and $\partial_t^\zeta \lambda_i$ follow from the order of the leading-order force that is independent of Θ in (2.18) (details in § 6.2). The orders of $(\partial_2^\zeta)^n v^c$ are in accordance with $\partial_3^\zeta w^c = -\partial_2^\zeta v^c + O(\epsilon^3 c^{[0]} k)$. The derivatives of $c^{[1]}$ are not listed in the tables because $c^{[1]}$ is zero (§ 5.1). To derive this result, we only need to know that $c^{[1]}$ and its derivatives are of first or higher order. For the Doppler shift velocity u_h^D , its scales follow from the current’s scales: namely, $\partial_2^n u_1^D \leq O(\epsilon^2 c^{[0]} k^n)$ for $n = 0, 1, 2, 3$; and $\partial_2^n u_2^D \leq O(\epsilon^2 c^{[0]} k^n)$ for $n = 0, 1, 2, 3, 4$. Any other derivatives of u_h^D are of third or higher order.

A.2. Derivation of (3.1)

Owing to the horizontal displacement ξ_h induced by the wave orbital motions, different water parcels within the constant- ζ layer at ζ pass back and forth through a given coordinate (x, y, ζ) as Θ changes. Thus, if these parcels carry different current velocities, then $u_i^c(x, y, \zeta, t, \Theta)$ may fluctuate as Θ changes. This fluctuation is equal to $\xi_1 \partial_1^\zeta u_i^c + \xi_2 \partial_2^\zeta u_i^c$, correct to its leading order. Now, the scales of a and \hat{k}_2 imply that $\xi_1 \leq O(\epsilon k^{-1})$ and $\xi_2 \leq O(\epsilon^2 k^{-1})$ in accordance with the standard linear wave theory (or see (5.7)). Therefore, this fluctuation in u_i^c is of fourth or higher order. In other words, u_i^c is independent of Θ at least to third order, that is, $u_i^c(x, y, \zeta, t, \Theta) = u_i^c(x, y, \zeta, t) + O(\epsilon^4 c^{[0]})$. Applying (2.5) to this yields (3.1).

A.3. $K_{\mathbb{A}(n)}$ and $K_{\mathbb{B}(n)}$

The scaling conditions (table 4) of $\partial_t^\zeta u_i^c$ and $\partial_t^\zeta w_i^c$ require that $\partial_t \sqrt{K_{\mathbb{A}(n)}^2 - k^2}$ and $\partial_t \sqrt{K_{\mathbb{B}(n)}^2 - k^2}$ be of second or higher order. Likewise, $\partial_h K_{\mathbb{A}(n)}$ and $\partial_h K_{\mathbb{B}(n)}$ as well as any spatial derivatives of $\sqrt{K_{\mathbb{A}(n)}^2 - k^2}$ or $\sqrt{K_{\mathbb{B}(n)}^2 - k^2}$ must be of first or higher order. The upper bounds of $K_{\mathbb{A}(n)}$ and $K_{\mathbb{B}(n)}$ are due to the scaling conditions $(\partial_2^\zeta)^4 u^c \leq O(\epsilon^3 c^{[0]} k^4)$ and $(\partial_2^\zeta)^4 w^c \leq O(\epsilon^3 c^{[0]} k^4)$.

A.4. $C_{(2)}$, $C_{(n,3)}$, $C_{(n,4)}$ and $K_{(n)}$

The third-order first-harmonic homogeneous solution $P_{\mathbb{H}}^{(1)}$ is the solution of $(\partial_2^\zeta \partial_2^\zeta + \partial_3^\zeta \partial_3^\zeta - k^2)P_{\mathbb{H}}^{(1)} = O(\epsilon^4 c^{[0]2} k^2)$. Using a standard method (Kusse & Westwig 1998, pp. 424–429) for solving Laplace’s equation, the general homogeneous solution can be obtained as

$$P_{\mathbb{H}}^{(1)} = (C_{(1)}y + C_{(2)})e^{k\zeta} + \sum_{n \geq 1} (C_{(n,1)}e^{\sqrt{k^2 - k_{(n)}^2}y} + C_{(n,2)}e^{-\sqrt{k^2 - k_{(n)}^2}y})e^{k_{(n)}\zeta} + \sum_{n \geq 1} C_{(n,3)} \cos\left(\sqrt{K_{(n)}^2 - k^2}y + C_{(n,4)}\right)e^{K_{(n)}\zeta}, \tag{A 1}$$

where the parameters $C_{(m)}$ and $C_{(n,m)}$ for $m = 1, 2, 3$ are complex; $C_{(n,4)}$, $k_{(n)}$ and $K_{(n)}$ are real; and $0 < k_{(n)} < k < K_{(n)}$. These parameters are constants or functions of (x, y, t) , but their horizontal gradients must be negligible for the third-order balance: that is, $\partial_h C_{(1)}$, $\partial_1 C_{(2)}$ and $\partial_h C_{(n,m)}$ (for $m = 1, 2, 3$), and $\partial_2 \partial_2 C_{(2)}$ must be of fourth or higher order; and $\partial_h C_{(n,4)}$, $\partial_h k_{(n)}$ and $\partial_h K_{(n)}$, as well as any spatial derivatives of $\sqrt{k^2 - k_{(n)}^2}$ and $\sqrt{K_{(n)}^2 - k^2}$, must be of first or higher order. These parameters are to be determined by some constraints such as the horizontal boundary condition. For simplicity, S19 specifies some degree of constraints with regard to the horizontal boundary condition, or equivalently $P_{\mathbb{H}}^{(1)}$. Namely, S19 considers only those $P_{\mathbb{H}}^{(1)}$ whose structures are similar to that of the current, and whose time scales satisfy $\partial_t^\zeta \partial_t^\zeta P_{\mathbb{H}}^{(1)} \leq O(\epsilon^4 c^{[0]4} k^2)$. In other words, $C_{(1)} = 0$, $C_{(n,1)} = 0$, $C_{(n,2)} = 0$, $K_{(n)} \leq 1.15k$, $\partial_t \partial_t C_{(2)} \leq O(\epsilon^4 c^{[0]4} k^2)$, $\partial_t \partial_t C_{(n,3)} \leq O(\epsilon^4 c^{[0]4} k^2)$, $\partial_t C_{(n,4)} \leq O(\epsilon c^{[0]} k)$, $\partial_t K_{(n)} \leq O(\epsilon c^{[0]} k^2)$, $\partial_t \sqrt{K_{(n)}^2 - k^2} \leq O(\epsilon c^{[0]} k^2)$ and $\partial_t \partial_t \sqrt{K_{(n)}^2 - k^2} \leq O(\epsilon c^{[0]2} k^3)$. This results in (5.23a).

Appendix B. The third-order governing equations

Substitute (5.7), (5.9) and (5.10) into (5.1)–(5.5) to obtain the third-order governing equations for each harmonic. In this step, we can use the fact that $\partial_1^\zeta u_i^{(n)}$, $\partial_1^\zeta P^{(n)}$ and $\partial_1^\zeta z^{(n)}$ are of fourth or higher order. (This fact is verified for the derived solutions and the scaling conditions listed in § 3.) Unlike the x -derivatives, the y -, t - and ζ -derivatives of $u_i^{(n)}$, $P^{(n)}$ and $z^{(n)}$ cannot be neglected. The momentum equations (5.1) yield

$$u^{(1)} = \frac{\hat{k}_1}{c^{[0]}} P^{(1)} - i \frac{1}{c^{[0]}k} \partial_t^\zeta u^{(1)} - i \frac{\hat{k}_1}{c^{[0]}k} \partial_t^\zeta (c^{[0]} a k e^{k\zeta}) - i c^{[0]} \partial_1^\zeta (a e^{k\zeta}) - i a e^{k\zeta} \partial_t \hat{k}_1 + \hat{k}_1 a k e^{k\zeta} \left(\hat{k}_1 u_1^c - \hat{k}_1 u_1^D + \hat{k}_1 \mathcal{U}_1 - c^{[2]} + \frac{1}{2} c^{[0]} a^2 k^2 e^{2k\zeta} - i w^c \right) + O(\epsilon^4 c^{[0]}), \tag{B 1a}$$

$$v^{(1)} = -i \frac{1}{c^{[0]}k} \partial_2^\zeta P^{(1)} - i \frac{1}{c^{[0]}k} \partial_t^\zeta v^{(1)} - i c^{[0]} \partial_2^\zeta (a e^{k\zeta}) - i a e^{k\zeta} \partial_t \hat{k}_2 + O(\epsilon^4 c^{[0]}), \tag{B 1b}$$

$$w^{(1)} = -i \frac{1}{c^{[0]}k} \partial_3^\zeta P^{(1)} - i \frac{1}{c^{[0]}k} \partial_t^\zeta w^{(1)} - \frac{1}{c^{[0]}k} \partial_t^\zeta (c^{[0]} a k e^{k\zeta}) - i a k e^{k\zeta} \left(\hat{k}_1 u_1^c - \hat{k}_1 u_1^D + \hat{k}_1 \mathcal{U}_1 - c^{[2]} + \frac{1}{2} c^{[0]} a^2 k^2 e^{2k\zeta} - i w^c \right) + O(\epsilon^4 c^{[0]}), \tag{B 1c}$$

$$u^{[2]} = \frac{\hat{k}_1}{c^{[0]}} P^{[2]} - \frac{i}{2c^{[0]}k} \partial_t^\zeta u^{[2]} + O(\epsilon^4 c^{[0]}), \tag{B 1d}$$

$$v^{[2]} = -\frac{i}{2c^{[0]}k} \partial_2^\zeta P^{[2]} - \frac{i}{2c^{[0]}k} \partial_t^\zeta v^{[2]} + O(\epsilon^4 c^{[0]}), \tag{B 1e}$$

$$w^{[2]} = -\frac{i}{2c^{[0]}k} \partial_3^\zeta P^{[2]} - \frac{i}{2c^{[0]}k} \partial_t^\zeta w^{[2]} + O(\epsilon^4 c^{[0]}), \tag{B 1f}$$

$$u^{[3]} = \frac{\hat{k}_1}{c^{[0]}} P^{[3]} - \frac{i}{3c^{[0]}k} \partial_t^\zeta u^{[3]} + O(\epsilon^4 c^{[0]}), \tag{B 1g}$$

$$v^{[3]} = -\frac{i}{3c^{[0]}k} \partial_2^\zeta P^{[3]} - \frac{i}{3c^{[0]}k} \partial_t^\zeta v^{[3]} + O(\epsilon^4 c^{[0]}), \tag{B 1h}$$

$$w^{[3]} = -\frac{i}{3c^{[0]}k} \partial_3^\zeta P^{[3]} - \frac{i}{3c^{[0]}k} \partial_t^\zeta w^{[3]} + O(\epsilon^4 c^{[0]}). \tag{B 1i}$$

The incompressibility equation (5.2) yields

$$\begin{aligned} & i\hat{k}_1 k u^{[1]} + \partial_2^\zeta v^{[1]} + \partial_3^\zeta w^{[1]} - ake^{k\zeta} [i\hat{k}_1 \partial_3^\zeta (u_1^c + \mathfrak{U}_1) + \partial_3^\zeta w^c] \\ & + c^{[0]} ake^{k\zeta} \partial_H \hat{k}_H + \hat{k}_1 \partial_1^\zeta (c^{[0]} ake^{k\zeta}) = O(\epsilon^4 c^{[0]} k), \end{aligned} \tag{B 2a}$$

$$i2\hat{k}_1 k u^{[2]} + \partial_2^\zeta v^{[2]} + \partial_3^\zeta w^{[2]} = O(\epsilon^4 c^{[0]} k), \tag{B 2b}$$

$$i3\hat{k}_1 k u^{[3]} + \partial_2^\zeta v^{[3]} + \partial_3^\zeta w^{[3]} = O(\epsilon^4 c^{[0]} k). \tag{B 2c}$$

Then, taking a temporal partial derivative of (B 2) yields

$$i\hat{k}_1 k \partial_t^\zeta u^{[1]} + \partial_2^\zeta \partial_t^\zeta v^{[1]} + \partial_3^\zeta \partial_t^\zeta w^{[1]} + c^{[0]} ake^{k\zeta} \partial_2 \partial_t^\zeta \hat{k}_2 = O(\epsilon^4 c^{[0]2} k^2), \tag{B 3a}$$

$$i2\hat{k}_1 k \partial_t^\zeta u^{[2]} + \partial_2^\zeta \partial_t^\zeta v^{[2]} + \partial_3^\zeta \partial_t^\zeta w^{[2]} = O(\epsilon^4 c^{[0]2} k^2), \tag{B 3b}$$

$$i3\hat{k}_1 k \partial_t^\zeta u^{[3]} + \partial_2^\zeta \partial_t^\zeta v^{[3]} + \partial_3^\zeta \partial_t^\zeta w^{[3]} = O(\epsilon^4 c^{[0]2} k^2). \tag{B 3c}$$

The lower boundary condition (5.4) yields

$$u_i^{[n]} = O(\epsilon^4 c^{[0]}) \quad \text{at } \zeta = -\infty \tag{B 4}$$

for $n = 1, 2, 3$. Then, (B 1a), (B 1d), (B 1g) and (B 4) yield

$$P^{[n]} = O(\epsilon^4 c^{[0]2}) \quad \text{at } \zeta = -\infty. \tag{B 5}$$

The upper boundary condition (5.5) yields

$$\begin{aligned} & -i\frac{P^{[1]}}{c^{[0]}} + \frac{1}{g} \partial_t^\zeta P^{[1]} - w^{[1]} + \partial_t a \\ & + iak \left(\hat{k}_1 u_1^c - \hat{k}_1 u_1^D + \hat{k}_1 \mathfrak{U}_1 - c^{[2]} + \frac{1}{4} c^{[0]} a^2 k^2 \right) = O(\epsilon^4 c^{[0]}) \quad \text{at } \zeta = 0, \end{aligned} \tag{B 6a}$$

$$-i2\frac{P^{[2]}}{c^{[0]}} + \frac{1}{g} \partial_t^\zeta P^{[2]} - w^{[2]} = O(\epsilon^4 c^{[0]}) \quad \text{at } \zeta = 0, \tag{B 6b}$$

$$-i3\frac{P^{[3]}}{c^{[0]}} + \frac{1}{g} \partial_t^\zeta P^{[3]} - w^{[3]} + i\frac{3}{4} c^{[0]} a^3 k^3 = O(\epsilon^4 c^{[0]}) \quad \text{at } \zeta = 0. \tag{B 6c}$$

The equation of the ζ -surfaces (5.3) yields

$$kz^{(1)} = -i \frac{1}{c^{[0]}} \partial_t^\zeta z^{(1)} + i \frac{w^{(1)}}{c^{[0]}} - i \frac{\partial_t^\zeta (ae^{k\zeta})}{c^{[0]}} + \frac{1}{c^{[0]}} ake^{k\zeta} \left(\hat{k}_1 u_1^c - \hat{k}_1 u_1^D + \hat{k}_1 \mathcal{U}_1 - c^{[2]} + \frac{1}{4} c^{[0]} a^2 k^2 e^{2k\zeta} \right) + O(\epsilon^4), \tag{B 7a}$$

$$kz^{(2)} = -i \frac{1}{2c^{[0]}} \partial_t^\zeta z^{(2)} + i \frac{w^{(2)}}{2c^{[0]}} + O(\epsilon^4), \tag{B 7b}$$

$$kz^{(3)} = -i \frac{1}{3c^{[0]}} \partial_t^\zeta z^{(3)} + i \frac{w^{(3)}}{3c^{[0]}} + \frac{1}{4} a^3 k^3 e^{3k\zeta} + O(\epsilon^4). \tag{B 7c}$$

Appendix C. Useful identities

Because $\hat{k}_h \hat{k}_h = 1$, we have $\hat{k}_h \partial_\ell \hat{k}_h = (1/2) \partial_\ell (\hat{k}_h \hat{k}_h) = 0$. This and the scaling conditions for the zeroth and first derivatives listed in § 3 yield

$$\hat{k}_1 \partial_\ell \hat{k}_1 = -\hat{k}_2 \partial_\ell \hat{k}_2 \leq \begin{cases} O(\epsilon^3 k), & \text{for } \ell = 1, 2, 3, \\ O(\epsilon^3 c^{[0]} k), & \text{for } \ell = t. \end{cases} \tag{C 1}$$

Because $\partial_1 \partial_2 \chi = \partial_2 \partial_1 \chi$, equation (2.3) gives $\partial_1 (k\hat{k}_2) = \partial_2 (k\hat{k}_1)$. This and the scaling for the zeroth and first derivatives (§ 3) yield

$$\partial_2 k = k\hat{k}_1 \partial_1 \hat{k}_2 + O(\epsilon^3 k^2), \quad -\partial_h k + \hat{k}_h \hat{k}_1 \partial_1 k + k\hat{k}_1 \partial_1 \hat{k}_h = O(\epsilon^3 k^2). \tag{C 2a,b}$$

Equations (5.11), (5.12) and (5.13) and the scaling for the zeroth and first derivatives (§ 3) yield

$$\partial_t k = -\frac{c^{[0]}}{2} \hat{k}_1 \partial_1 k + O(\epsilon^3 c^{[0]} k^2), \tag{C 3}$$

$$\partial_t \hat{k}_1 = -\frac{\hat{k}_1}{k} \partial_t k - \frac{c^{[0]}}{2k} \partial_1 k + O(\epsilon^3 c^{[0]} k), \tag{C 4}$$

$$\partial_t \hat{k}_2 = -\frac{c^{[0]}}{2k} \partial_2 k - \partial_2 c^{[2]} - \hat{k}_1 \partial_2 u_1^D + O(\epsilon^3 c^{[0]} k). \tag{C 5}$$

Therefore, $\partial_t \hat{k}_1 = O(\epsilon^3 c^{[0]} k)$ and $\partial_t^\zeta e^{nk\zeta} = -(1/2) c^{[0]} \hat{k}_1 \partial_1^\zeta e^{nk\zeta} + O(n\epsilon^3 c^{[0]} k)$ for any real number n . From (C 1), (C 2), (5.11), (5.14b) and $U_h^S \equiv c^{[0]} a^2 k^2 e^{2k\zeta} \hat{k}_h$, we have

$$c_H^g \partial_H^\zeta (\frac{1}{2} U_1^S) = c_H^g c^{[0]} a k^2 e^{2k\zeta} \hat{k}_1 \partial_H a + \frac{1}{2} c^{[0]2} a^2 k^2 e^{k\zeta} \partial_1^\zeta e^{k\zeta} + \frac{3}{8} c^{[0]2} a^2 k e^{2k\zeta} \partial_1 k + O(\epsilon^5 c^{[0]2} k), \tag{C 6}$$

$$c_H^g \partial_H^\zeta (\frac{1}{2} U_2^S) = \frac{1}{4} c^{[0]2} a^2 k e^{2k\zeta} \partial_2 k + O(\epsilon^5 c^{[0]2} k) = -U_H^S \partial_2^\zeta c_H^g + O(\epsilon^5 c^{[0]2} k). \tag{C 7}$$

Appendix D. Derivation of the third-order wave solutions

Combining (5.7e), (5.11), (B 1a)–(B 1c), (B 2a), (B 3a) and $\hat{k}_h \partial_\ell \hat{k}_h = 0$ yields the governing equation for $P^{(1)}$ as $(\partial_2^\zeta \partial_2^\zeta + \partial_3^\zeta \partial_3^\zeta - k^2) P^{(1)} + \mathbb{A} + \mathbb{B} + \mathbb{C} + \mathbb{D} + \mathbb{E} + \mathbb{F} =$

$O(\epsilon^4 c^{[0]2} k^2)$, where the six driving functions are defined in table 1. The solution satisfying the lower boundary condition (B 5) is

$$P^{(1)} = P_{\mathbb{H}}^{(1)} + P_{\mathbb{A}}^{(1)} + P_{\mathbb{B}}^{(1)} + P_{\mathbb{C}}^{(1)} + P_{\mathbb{D}}^{(1)} + P_{\mathbb{E}}^{(1)} + P_{\mathbb{F}}^{(1)}, \tag{D 1}$$

where the terms on the right-hand side are given by (5.23a), (5.26a), (5.29a), (5.32a), (5.36a), (5.39a) and (5.42a). Here, $P_{\mathbb{H}}^{(1)}$ is the homogeneous solution, and $P_{\mathbb{A}}^{(1)}$ through $P_{\mathbb{F}}^{(1)}$ are the particular solutions for the corresponding driving functions: that is, $(\partial_2^\zeta \partial_2^\zeta + \partial_3^\zeta \partial_3^\zeta - k^2)P_{\mathbb{A}}^{(1)} + \mathbb{A} = O(\epsilon^4 c^{[0]2} k^2)$, and so on. The expression for $P_{\mathbb{H}}^{(1)}$ is derived in § A.4; $P_{\mathbb{A}}^{(1)}$ and $P_{\mathbb{B}}^{(1)}$ are derived for the current structure (3.2) and (3.3); and $P_{\mathbb{A}}^{(1)}$, $P_{\mathbb{B}}^{(1)}$ and $P_{\mathbb{C}}^{(1)}$ are derived using the method of separation of variables (for y and ζ) combined with the Wronskian method (Kusse & Westwig 1998, pp. 351–353). In (5.26a), the upper bound of the first integral and the lower bound of the second integral are chosen in such a way that $e^{K_{\mathbb{A}}(\zeta - \zeta')} \leq 1$ for the first term and $e^{K_{\mathbb{A}}(\zeta' - \zeta)} \leq 1$ for the second term. This ensures that the solution becomes of third order and also satisfies the lower boundary condition (B 5). The same reasoning applies to (5.29a) and (5.32a). The expression for $P_{\mathbb{D}}^{(1)}$ is derived by substituting (5.36a) into $(\partial_2^\zeta \partial_2^\zeta + \partial_3^\zeta \partial_3^\zeta - k^2)P_{\mathbb{D}}^{(1)} + \mathbb{D} = O(\epsilon^4 c^{[0]2} k^2)$ and then solving for the coefficients $\alpha_{\mathbb{D}}$, $\beta_{\mathbb{D}}$ and $\gamma_{\mathbb{D}}$. Note that $\mathbb{D} = -2k\beta_{\mathbb{D}}e^{k\zeta} - 2\alpha_{\mathbb{D}}e^{k\zeta} - 4k\alpha_{\mathbb{D}}\zeta e^{k\zeta}$. The same method is used in deriving (5.39a) and (5.42a). These derivations use the fact that $\partial_h^\zeta \mathbb{C}$, $\partial_1^\zeta \mathbb{D}$, $\partial_2^\zeta \partial_2^\zeta \mathbb{D}$, $\partial_1^\zeta \mathbb{E}$, $\partial_2^\zeta \partial_2^\zeta \mathbb{E}$, $\partial_1^\zeta \mathbb{F}$ and $\partial_2^\zeta \partial_2^\zeta \mathbb{F}$ are of fourth or higher order according to the scaling conditions (§ 3). The last terms of (5.36a) and (5.39a) are chosen in such a way that $P_{\mathbb{D}}^{(1)}$ and $P_{\mathbb{E}}^{(1)}$ make particularly simple contributions to the upper boundary condition (B 6a). These choices do not cause loss of generality because they can be absorbed in the specification of the value of $C_{(2)}$ in (5.23a). The particular solutions presented in S19 for any driving functions are written in such a way that polynomial or exponential functions of y appear only in the general homogeneous solution (A 1), because these functions are limited in the valid range of y .

Using the scaling conditions in § 3, the following solutions can be obtained from (B 1a)–(B 1c) and (B 7a):

$$\begin{aligned} u^{(1)} = & \frac{\hat{k}_1}{c^{[0]}} P^{(1)} - i \frac{\hat{k}_1}{g} \partial_t^\zeta P^{(1)} + i \frac{\hat{k}_1 a}{c^{[0]}} e^{k\zeta} \partial_t c^{[2]} - i \frac{\hat{k}_1 \partial_t^\zeta (c^{[0]} a k e^{k\zeta})}{c^{[0]} k} - \frac{\hat{k}_1 e^{k\zeta} \partial_t \partial_t a}{c^{[0]} k} \\ & + \hat{k}_1 a k e^{k\zeta} \left(\hat{k}_1 u_1^c - \hat{k}_1 u_1^D + \hat{k}_1 \mathcal{U}_1 - c^{[2]} + \frac{c^{[0]}}{2} a^2 k^2 e^{2k\zeta} - i w^c \right) \\ & - i c^{[0]} \partial_1^\zeta (a e^{k\zeta}) - i a e^{k\zeta} \partial_t \hat{k}_1 + O(\epsilon^4 c^{[0]}), \end{aligned} \tag{D 2a}$$

$$\begin{aligned} v^{(1)} = & -i \frac{1}{c^{[0]} k} \partial_2^\zeta P^{(1)} - \frac{1}{gk} \partial_2^\zeta \partial_t^\zeta P^{(1)} - i a e^{k\zeta} \partial_t \hat{k}_2 - \frac{a}{c^{[0]} k} e^{k\zeta} \partial_t \partial_t \hat{k}_2 \\ & - i c^{[0]} \partial_2^\zeta (a e^{k\zeta}) - \frac{1}{k} e^{k\zeta} \partial_2 \partial_t a + i \frac{1}{c^{[0]} k^2} e^{k\zeta} \partial_2 \partial_t \partial_t a + O(\epsilon^4 c^{[0]}), \end{aligned} \tag{D 2b}$$

$$\begin{aligned} w^{(1)} = & -i \frac{\partial_3^\zeta P^{(1)}}{c^{[0]} k} - \frac{\partial_3^\zeta \partial_t^\zeta P^{(1)}}{gk} + \frac{a}{c^{[0]}} e^{k\zeta} \partial_t c^{[2]} - \frac{\partial_t^\zeta (c^{[0]} a k e^{k\zeta})}{c^{[0]} k} + i \frac{e^{k\zeta} \partial_t \partial_t a}{c^{[0]} k} \\ & - i a k e^{k\zeta} \left(\hat{k}_1 u_1^c - \hat{k}_1 u_1^D + \hat{k}_1 \mathcal{U}_1 - c^{[2]} + \frac{c^{[0]}}{2} a^2 k^2 e^{2k\zeta} - i w^c \right) + O(\epsilon^4 c^{[0]}), \end{aligned} \tag{D 2c}$$

$$\begin{aligned}
 z^{(1)} = & \frac{1}{gk} \partial_3^\zeta P^{(1)} - i \frac{2}{gc^{[0]k^2}} \partial_3^\zeta \partial_t^\zeta P^{(1)} + i \frac{3a}{g} e^{k\zeta} \partial_t c^{[2]} \\
 & + \frac{2a}{c^{[0]}} e^{k\zeta} \left(\hat{k}_1 u_1^c - \hat{k}_1 u_1^D + \hat{k}_1 \mathfrak{L}_1 - c^{[2]} + \frac{3}{8} c^{[0]} a^2 k^2 e^{2k\zeta} \right) - \frac{3}{gk} e^{k\zeta} \partial_t \partial_t a \\
 & - i \frac{a}{c^{[0]}} e^{k\zeta} w^c - i \frac{1}{c^{[0]k}} \partial_t^\zeta (a e^{k\zeta}) - i \frac{1}{gk} \partial_t^\zeta (c^{[0]} a k e^{k\zeta}) + O(\epsilon^4 k^{-1}). \tag{D 2d}
 \end{aligned}$$

For simplicity, the homogeneous solutions (proportional to $e^{ic^{[0]kt}$) of (B 1a)–(B 1c) and (B 7a) are excluded from (D 2). Note that $\partial_t^\zeta P^{(1)} = \partial_t^\zeta (P_{\mathbb{D}}^{(1)} + P_{\mathbb{E}}^{(1)} + P_{\mathbb{H}}^{(1)})$, correct to third order, because the time derivatives of $P_{\mathbb{A}}^{(1)}$, $P_{\mathbb{B}}^{(1)}$, $P_{\mathbb{C}}^{(1)}$ and $P_{\mathbb{F}}^{(1)}$ are of fourth or higher order.

Substituting the aforementioned pressure solutions and (D 2c) into the upper boundary condition (B 6a) yields (5.14) and (5.15). Then, (C 3)–(C 5), (5.11), (5.14), (5.15b) and the scaling conditions (§ 3) yield

$$\partial_t \partial_t a = \frac{c^{[0]} a}{4} \partial_2 \partial_2 (\hat{k}_1 u_1^D + c^{[2]}) - \frac{1}{2} \partial_t \operatorname{Re}(G) + O(\epsilon^4 c^{[0]2} k), \tag{D 3a}$$

$$\partial_t c^{[2]} = \frac{c^{[0]}}{4ak^2} \left(\frac{a}{2} \partial_2 \partial_2 D^g + \frac{1}{2} \partial_2 \partial_2 \operatorname{Re}(G) \right) - \frac{1}{2ak} i \partial_t \operatorname{Im}(G) + O(\epsilon^3 c^{[0]2} k), \tag{D 3b}$$

$$\partial_t \hat{k}_1 = O(\epsilon^3 c^{[0]} k), \tag{D 3c}$$

$$\partial_t \partial_t \hat{k}_2 = -\frac{c^{[0]}}{4ak^2} \left(\frac{a}{2} \partial_2 \partial_2 \partial_2 D^g + \frac{1}{2} \partial_2 \partial_2 \partial_2 \operatorname{Re}(G) \right) + O(\epsilon^3 c^{[0]2} k^2). \tag{D 3d}$$

Once the horizontal boundary condition (hence, $C_{(2)}$, $C_{(n,3)}$, $C_{(n,4)}$ and $K_{(n)}$ in (5.23a)) and $u_1^c + \mathfrak{L}_1$ are specified, then the derived solutions are fully determined. (Note that the accuracy of $u_1^c + \mathfrak{L}_1$ necessary for computing the third-order wave solutions is only $O(\epsilon^2 c^{[0]})$.)

The third-order, second- and third-harmonic solutions are

$$P^{(2)} = C_{(3)} \cos(\sqrt{12}ky + C_{(4)})e^{4k\zeta}, \tag{D 4a}$$

$$u^{(2)} = \frac{\hat{k}_1}{c^{[0]}} P^{(2)}, \tag{D 4b}$$

$$v^{(2)} = i \frac{\sqrt{3}}{c^{[0]}} C_{(3)} \sin(\sqrt{12}ky + C_{(4)})e^{4k\zeta}, \tag{D 4c}$$

$$w^{(2)} = -i \frac{2}{c^{[0]}} P^{(2)}, \tag{D 4d}$$

$$z^{(2)} = \frac{1}{P} P^{(2)}, \tag{D 4e}$$

$$P^{(3)} = \frac{3}{8} c^{[0]2} a^3 k^3 e^{3k\zeta} + C_{(5)} \frac{g}{8} \cos(\sqrt{72}ky + C_{(6)})e^{9k\zeta}, \tag{D 5a}$$

$$u^{(3)} = \frac{\hat{k}_1}{c^{[0]}} P^{(3)}, \tag{D 5b}$$

$$v^{(3)} = i \frac{\sqrt{8}}{c^{[0]}} C_{(5)} \sin(\sqrt{72}ky + C_{(6)})e^{9k\zeta}, \tag{D 5c}$$

$$w^{(3)} = -i \frac{3}{8} c^{[0]} a^3 k^3 e^{3k\zeta} - i \frac{3}{c^{[0]}} C_{(5)} \cos(\sqrt{72}ky + C_{(6)})e^{9k\zeta}, \tag{D 5d}$$

$$z^{(3)} = \frac{3}{8} a^3 k^2 e^{3k\zeta} + \frac{1}{g} C_{(5)} \cos(\sqrt{72}ky + C_{(6)})e^{9k\zeta}, \tag{D 5e}$$

where complex numbers $C_{(3)}$ and $C_{(5)}$ and real numbers $C_{(4)}$ and $C_{(6)}$ are constants to be determined by a full specification of the horizontal boundary condition. For simplicity, the solutions are obtained for a class of horizontal boundary conditions that change slowly enough so that scaling conditions $\partial_t^\zeta P^{(2)} \leq O(\epsilon^4 c^{[0]3} k)$ and $\partial_t^\zeta P^{(3)} \leq O(\epsilon^4 c^{[0]3} k)$ are valid. (Because the governing equations for the second and third harmonics in appendix B contain no terms that require $\partial_t^\zeta P^{(2)}$ and $\partial_t^\zeta P^{(3)}$ be non-zero to third order, these derivatives depend solely on the time dependence of the horizontal boundary condition.) These solutions are derived in the following way. Combining (B 1d), (B 1e), (B 1f), (B 2b) and (B 3b) yields $(\partial_2^\zeta \partial_2^\zeta + \partial_3^\zeta \partial_3^\zeta - 4k^2)P^{(2)} = O(\epsilon^4 c^{[0]2} k^2)$ with the boundary conditions (B 5) and (B 6b). Likewise, combining (B 1g), (B 1h), (B 1i), (B 2c) and (B 3c) yields $(\partial_2^\zeta \partial_2^\zeta + \partial_3^\zeta \partial_3^\zeta - 9k^2)P^{(3)} = O(\epsilon^4 c^{[0]2} k^2)$ with the boundary conditions (B 5) and (B 6c). The other solutions follow directly from (B 1d), (B 1e), (B 1f), (B 7b), (B 1g), (B 1h), (B 1i) and (B 7c).

Appendix E. Solutions of S_i

Equations (5.7d), (5.9d), (5.10) and equations $ak = O(\epsilon)$ and $S_\ell^{[n]} = (\sum_{m=1}^n \partial_\ell^\zeta z^{[m]})^{[n]}$ yield the following solutions for S_i : $S_i^{[0]} = 0$, $S_h^{[1]} = -\hat{k}_h a k e^{k\zeta} \sin \chi$, $S_3^{[1]} = a k e^{k\zeta} \cos \chi$, $S_h^{[2]} = -\hat{k}_h a^2 k^2 e^{2k\zeta} \sin(2\chi)$, $S_3^{[2]} = a^2 k^2 e^{2k\zeta} \cos(2\chi)$ and

$$\left. \begin{aligned} S_h^{[3]} &= \partial_h^\zeta (a e^{k\zeta}) \cos \chi + \sum_{m=1}^3 [\partial_h^\zeta \operatorname{Re}(z^{[m]}) + i m \hat{k}_h k \operatorname{Im}(z^{[m]})] \cos(m\chi) \\ &\quad + \sum_{m=1}^3 [i \partial_h^\zeta \operatorname{Im}(z^{[m]}) - m \hat{k}_h k \operatorname{Re}(z^{[m]})] \sin(m\chi), \\ S_3^{[3]} &= \sum_{m=1}^3 [\partial_3^\zeta \operatorname{Re}(z^{[m]})] \cos(m\chi) + \sum_{m=1}^3 [i \partial_3^\zeta \operatorname{Im}(z^{[m]})] \sin(m\chi). \end{aligned} \right\} \quad (\text{E } 1)$$

The solutions of $z^{[m]}$ are given in (D 2d), (D 4e) and (D 5e).

Appendix F. Solutions of $\langle S_3 u_h^w \rangle$ and $\langle S_h u_h^w \rangle$

These are

$$\begin{aligned} \langle S_3 u_1^w \rangle &= \langle S_3^{[1]} u_1^{w[1]} \rangle + \langle S_3^{[1]} u_1^{w[3]} \rangle + \langle S_3^{[2]} u_1^{w[2]} \rangle + \langle S_3^{[3]} u_1^{w[1]} \rangle + O(\epsilon^5 c^{[0]}) \\ &= \frac{1}{2} U_1^S + \frac{13}{8} \hat{k}_1 c^{[0]} a^4 k^4 e^{4k\zeta} + \frac{\hat{k}_1 a k}{2c^{[0]}} e^{k\zeta} \left(\operatorname{Re}(P^{(1)}) + \frac{1}{k^2} \partial_3^\zeta \partial_3^\zeta \operatorname{Re}(P^{(1)}) \right) \\ &\quad + \frac{\hat{k}_1 a}{2c^{[0]2}} e^{k\zeta} \left(-i \partial_t^\zeta \operatorname{Im}(P^{(1)}) - \frac{2}{k^2} i \partial_3^\zeta \partial_3^\zeta \partial_t^\zeta \operatorname{Im}(P^{(1)}) - 4c^{[0]} e^{k\zeta} \partial_t \partial_t a \right) \\ &\quad + \frac{3}{2} a^2 k^2 e^{2k\zeta} (u_1^c - u_1^D + \mathcal{L}_1 - c^{[2]} \hat{k}_1) + a^2 k e^{2k\zeta} \partial_3^\zeta (u_1^c + \mathcal{L}_1) + O(\epsilon^5 c^{[0]}), \quad (\text{F } 1) \end{aligned}$$

$$\begin{aligned} \langle S_3 u_2^w \rangle &= \langle S_3^{[1]} u_2^{w[1]} \rangle + \langle S_3^{[1]} u_2^{w[3]} \rangle + \langle S_3^{[2]} u_2^{w[2]} \rangle + \langle S_3^{[3]} u_2^{w[1]} \rangle + O(\epsilon^5 c^{[0]}) \\ &= \frac{1}{2} U_2^S - \frac{a^2}{2c^{[0]}} e^{2k\zeta} \partial_t \partial_t \hat{k}_2 \\ &\quad + \frac{a}{2} e^{k\zeta} \left(-\frac{1}{g} \partial_2^\zeta \partial_t^\zeta \operatorname{Re}(P^{(1)}) - \frac{1}{c^{[0]}} i \partial_2^\zeta \operatorname{Im}(P^{(1)}) - e^{k\zeta} \partial_2 \partial_t a \right) + O(\epsilon^5 c^{[0]}), \quad (\text{F } 2) \end{aligned}$$

$$\begin{aligned}
 -\langle S_h u_h^w \rangle &= -\langle S_h^{[1]} u_h^{w[3]} \rangle - \langle S_h^{[3]} u_h^{w[1]} \rangle + O(\epsilon^5 c^{[0]}) \\
 &= -\frac{1}{2} a k e^{k\zeta} \partial_t^\zeta (a e^{k\zeta}) + \frac{a}{2c^{[0]2}} e^{k\zeta} \left(\partial_t^\zeta \operatorname{Re}(P^{(1)}) - \frac{2}{k} \partial_3^\zeta \partial_t^\zeta \operatorname{Re}(P^{(1)}) \right) \\
 &\quad + \frac{ak}{2c^{[0]}} e^{k\zeta} \left(i \operatorname{Im}(P^{(1)}) - \frac{1}{k} i \partial_3^\zeta \operatorname{Im}(P^{(1)}) + 2a e^{k\zeta} \partial_t c^{[2]} \right) + O(\epsilon^5 c^{[0]}). \quad (\text{F } 3)
 \end{aligned}$$

Appendix G. Pseudo-incompressibility of other flows

The ensemble-averaged flow $\langle \mathbf{u} \rangle$ does not satisfy its pseudo-incompressibility to the necessary (i.e. fourth-order) accuracy. In fact, (2.5) and (6.3)–(6.4c) yield

$$\partial_t^\zeta \langle u_i \rangle = -\partial_h^\zeta \langle S_3 u_h \rangle + \partial_3^\zeta \langle S_h u_h \rangle. \quad (\text{G } 1)$$

Meanwhile, $\langle S_3 u_h \rangle = \langle S_3 u_h^w \rangle + O(\epsilon^5 c^{[0]})$ and $\langle S_h u_h \rangle = \langle S_h u_h^w \rangle + O(\epsilon^5 c^{[0]})$ according to (3.1) and appendix E. Therefore, the right-hand side of (G 1) can be computed from (F 1)–(F 3). The result shows that $\partial_i^\zeta \langle u_i \rangle$ is of fourth order. In terms of the Poisson equation, we must consider $\partial_i^\zeta \partial_t^\zeta \langle u_i \rangle$. According to (F 1)–(F 3) and the scaling conditions in § 3, we have

$$\begin{aligned}
 \partial_t^\zeta \langle S_3 u_1 \rangle &= \frac{1}{2} \partial_t^\zeta U_1^S - \frac{3}{2} a^2 k^2 e^{2k\zeta} \hat{k}_1 \partial_t c^{[2]} \\
 &\quad + \frac{\hat{k}_1 a k}{2c^{[0]}} e^{k\zeta} \left(\partial_t^\zeta \operatorname{Re}(P^{(1)}) + \frac{1}{k^2} \partial_3^\zeta \partial_3^\zeta \partial_t^\zeta \operatorname{Re}(P^{(1)}) \right) + O(\epsilon^5 c^{[0]2} k), \quad (\text{G } 2)
 \end{aligned}$$

$$\partial_t^\zeta \langle S_3 u_2 \rangle = \frac{1}{2} \partial_t^\zeta U_2^S - \frac{a}{2} e^{k\zeta} \left(\frac{1}{c^{[0]}} i \partial_2^\zeta \partial_t^\zeta \operatorname{Im}(P^{(1)}) + e^{k\zeta} \partial_2 \partial_t \partial_t a \right) + O(\epsilon^5 c^{[0]2} k), \quad (\text{G } 3)$$

$$\begin{aligned}
 -\partial_t^\zeta \langle S_h u_h \rangle &= -\frac{ak}{2} e^{2k\zeta} \partial_t \partial_t a \\
 &\quad + \frac{ak}{2c^{[0]}} e^{k\zeta} \left(i \partial_t^\zeta \operatorname{Im}(P^{(1)}) - \frac{1}{k} i \partial_3^\zeta \partial_t^\zeta \operatorname{Im}(P^{(1)}) \right) + O(\epsilon^5 c^{[0]2} k). \quad (\text{G } 4)
 \end{aligned}$$

Then, (D 3a), (G 1)–(G 4) and the scaling conditions in § 3 yield

$$\partial_i^\zeta \partial_t^\zeta \langle u_i \rangle = a k^2 e^{2k\zeta} \left(\frac{c^{[0]} a}{4} \partial_2 \partial_2 (\hat{k}_1 u_1^D + c^{[2]}) - \frac{1}{2} \partial_t \operatorname{Re}(G) \right) + O(\epsilon^5 c^{[0]2} k^2). \quad (\text{G } 5)$$

The right-hand side of (G 5) is of fourth order.

The ensemble-averaged current $\langle \mathbf{u}^c \rangle$ is not guaranteed to satisfy its pseudo-incompressibility. According to (6.3), we have $\partial_i^\zeta \langle u_i^c \rangle = -\partial_i^\zeta \mathcal{U}_i - \partial_h^\zeta \langle S_3 u_h \rangle + \partial_3^\zeta \langle S_h u_h \rangle$. There is no reason to assume that the right-hand side of this equation is negligible to fourth order.

The quasi-current $\mathbf{u}^Q \equiv (\langle u_h \rangle - U_h^S/2, \langle w \rangle)$ does not satisfy pseudo-incompressibility. In fact, according to (5.50), (G 1), (G 5) and the scaling conditions in § 3, both $\partial_i^\zeta u_i^Q$ and $\partial_i^\zeta \partial_t^\zeta u_i^Q$ are of fourth order.

Appendix H. Derivation of (6.5)

Averaging (5.1) using (2.5) and combining it with (5.50) and the identities in appendix C yields the following momentum equations:

$$\begin{aligned}
 &(\partial_t^\zeta + \langle u_H \rangle \partial_H^\zeta + \langle w^c \rangle \partial_3^\zeta) (\langle u_1 \rangle - \frac{1}{2} U_1^S) + \partial_1^\zeta \langle P^{[4]} \rangle + \partial_1^\zeta (\Phi - \frac{1}{4} U_H^S U_H^S) \\
 &\quad - \frac{a}{c^{[0]}} e^{k\zeta} \hat{k}_1 \partial_3^\zeta \partial_t^\zeta \text{Re}(P^{[1]}) + \frac{3}{2} a^2 k^2 e^{2k\zeta} \hat{k}_1 \partial_t c^{[2]} = O(\epsilon^5 c^{[0]^2} k), \tag{H 1a}
 \end{aligned}$$

$$\begin{aligned}
 &(\partial_t^\zeta + \langle u_H \rangle \partial_H^\zeta + \langle w^c \rangle \partial_3^\zeta) (\langle u_2 \rangle - \frac{1}{2} U_2^S) + \partial_2^\zeta \langle P^{[4]} \rangle + \partial_2^\zeta (\Phi - \frac{1}{4} U_H^S U_H^S) \\
 &\quad - U_1^S \partial_2^\zeta (\langle u_1 \rangle - \frac{1}{2} U_1^S) = O(\epsilon^5 c^{[0]^2} k), \tag{H 1b}
 \end{aligned}$$

$$\begin{aligned}
 &(\partial_t^\zeta + \langle u_H \rangle \partial_H^\zeta + \langle w^c \rangle \partial_3^\zeta) \langle w \rangle + \partial_3^\zeta \langle P^{[4]} \rangle + \partial_3^\zeta (\Phi - \frac{1}{4} U_H^S U_H^S) \\
 &\quad - U_1^S \partial_3^\zeta (\langle u_1 \rangle - \frac{1}{2} U_1^S) - \frac{a}{c^{[0]}} e^{k\zeta} i \partial_3^\zeta \partial_t^\zeta \text{Im}(P^{[1]}) \\
 &\quad - \frac{3}{2} a k e^{2k\zeta} \partial_t \partial_t a = O(\epsilon^5 c^{[0]^2} k), \tag{H 1c}
 \end{aligned}$$

where Φ is defined by (6.5d). The terms $\langle u_H \rangle \partial_H^\zeta U_h^S$ and $\partial_1^\zeta \Phi$ are of fifth order, and $U_H^S \partial_h^\zeta U_H^S$ is of sixth order, according to the scaling conditions (§ 3) and the derived wave dynamics (§ 5). Without loss of generality, these terms are included in these equations because the properties of these equations become clearer in this way; e.g. the inclusion of $\partial_1^\zeta \Phi$ makes it clearer to see that $\partial_1^\zeta \Phi$ is a potential force. Note that the terms $-\partial_1^\zeta U_h^S/2$ (together with some other terms) derive from $\langle u_H^{w[1]} \partial_H^\zeta u_h^{w[1]} \rangle$, $\langle u_H^{w[1]} \partial_H^\zeta u_h^{w[3]} \rangle$ and $\langle -S_h^{[3]} \partial_3^\zeta P^{[1]} \rangle$ shown in table 2. Because $\mathbf{u}^\mathcal{Q} \equiv (\langle u_h \rangle - U_h^S/2, \langle w \rangle)$ is not pseudo-incompressible (appendix G), these equations do not form a solvable Poisson equation for the wave-averaged pressure $\langle P^{[4]} \rangle$.

According to (6.4) and appendix F, we have $U_h = \langle u_h \rangle + \frac{1}{2} U_h^S + O(\epsilon^4 c^{[0]})$ and $W = \langle w^c \rangle + O(\epsilon^4 c^{[0]})$. These facts and the scaling conditions (§ 3) imply that $\langle u_H \rangle \partial_H^\zeta \langle u_i \rangle = U_H \partial_H^\zeta \langle u_i \rangle + O(\epsilon^5 c^{[0]^2} k)$ and $U_H^S \partial_H^\zeta U_h^S \leq O(\epsilon^6 c^{[0]^2} k)$. Combining these equations with (5.50), (6.4), (G2)–(G4) and (H 1a)–(H 1c) yields (6.5).

Appendix I. The vortex force form of (6.5)

We have

$$\begin{aligned}
 &\partial_t^\zeta U_1 + (U_H \partial_H^\zeta + W \partial_3^\zeta) (U_1 - U_1^S) + \partial_1^\zeta \langle P^{[4]} \rangle + \partial_1^\zeta (\Phi + \phi + \frac{1}{4} U_H^S U_H^S) \\
 &\quad - \partial_t^\zeta U_1^S + \Lambda_1 = O(\epsilon^5 c^{[0]^2} k), \tag{I 1}
 \end{aligned}$$

$$\begin{aligned}
 &\partial_t^\zeta U_2 + (U_H \partial_H^\zeta + W \partial_3^\zeta) (U_2 - U_2^S) + \partial_2^\zeta \langle P^{[4]} \rangle + \partial_2^\zeta (\Phi + \phi + \frac{1}{4} U_H^S U_H^S) \\
 &\quad + c_H^g \partial_H^\zeta U_2^S - U_1^S \partial_2^\zeta (U_1 - u_1^D - c^{[2]} \hat{k}_1) = O(\epsilon^5 c^{[0]^2} k), \tag{I 2}
 \end{aligned}$$

$$\begin{aligned}
 &\partial_t^\zeta W + (U_H \partial_H^\zeta + W \partial_3^\zeta) W + \partial_3^\zeta \langle P^{[4]} \rangle + \partial_3^\zeta (\Phi + \phi + \frac{1}{4} U_H^S U_H^S) \\
 &\quad - U_1^S \partial_3^\zeta U_1 - 2 \partial_3^\zeta \phi = O(\epsilon^5 c^{[0]^2} k). \tag{I 3}
 \end{aligned}$$

A vortex force $-U_1^S \partial_2^\zeta U_1$ in (I 2) is largely cancelled by the wave refraction effect $U_1^S \partial_2^\zeta (u_1^D + c^{[2]} \hat{k}_1)$, unless the refraction effect is balanced by $c_H^g \partial_H^\zeta U_2^S$. According

to (6.4), $-U_1^S \partial_2^\xi U_1$ in (I2) and $-U_1^S \partial_3^\xi U_1$ in (I3) contain terms $-U_1^S \partial_2^\xi \langle u_1^c \rangle$ and $-U_1^S \partial_3^\xi \langle u_1^c \rangle$, which are equal to the leading-order terms of the vortex force of the CL equations under the scaling conditions in S19.

REFERENCES

- ANDREWS, D. G. & MCINTYRE, M. E. 1978 An exact theory of nonlinear waves on a Lagrangian-mean flow. *J. Fluid Mech.* **89**, 609–646.
- ARDHUIN, F., RASCLE, N. & BELIBASSAKIS, K. A. 2017 Corrigenda of explicit wave-averaged primitive equations using a generalized Lagrangian mean. *Ocean Model.* **113**, 185–186.
- ARDHUIN, F., RASCLE, N. & BELIBASSAKIS, K. A. 2008 Explicit wave-averaged primitive equations using a generalized Lagrangian mean. *Ocean Model.* **20** (1), 35–60.
- BELCHER, S. E. & HUNT, J. C. R. 1993 Turbulent shear flow over slowly moving waves. *J. Fluid Mech.* **251**, 109–148.
- BRETHERTON, F. P. & GARRETT, C. J. R. 1968 Wavetrains in inhomogeneous moving media. *Proc. R. Soc. Lond. A* **302**, 529–554.
- BÜHLER, O. & MCINTYRE, M. E. 2003 Remote recoil: a new wave-mean interaction effect. *J. Fluid Mech.* **492**, 207–230.
- CRAIK, A. D. D. 1982 Wave-induced longitudinal-vortex instability in shear flows. *J. Fluid Mech.* **125**, 37–52.
- CRAIK, A. D. D. & LEIBOVICH, S. 1976 A rational model for Langmuir circulations. *J. Fluid Mech.* **73**, 401–426.
- DEAN, R. G. & DALRYMPLE, R. A. 1991 *Water Wave Mechanics for Engineers and Scientists*, vol. 2. World Scientific.
- DEGUCHI, K. & HALL, P. 2014a Free-stream coherent structures in parallel boundary-layer flows. *J. Fluid Mech.* **752**, 602–625.
- DEGUCHI, K. & HALL, P. 2014b The high-Reynolds-number asymptotic development of nonlinear equilibrium states in plane Couette flow. *J. Fluid Mech.* **750**, 99–112.
- DETHLEFF, D. & KEMPEMA, E. W. 2007 Langmuir circulation driving sediment entrainment into newly formed ice: tank experiment results with application to nature (Lake Hattie, United States; Kara Sea, Siberia). *J. Geophys. Res.* **112**, C02004.
- DRUCKER, R., MARTIN, S. & MORITZ, R. 2003 Observations of ice thickness and frazil ice in the St. Lawrence Island polynya from satellite imagery, upward looking sonar, and salinity/temperature moorings. *J. Geophys. Res.* **108** (C5), 3149.
- FALLER, A. J. & CAPONI, E. A. 1978 Laboratory studies of wind-driven Langmuir circulations. *J. Geophys. Res.* **83**, 3617–3633.
- GARRETT, C. J. R. 1976 Generation of Langmuir circulations by surface waves – a feedback mechanism. *J. Mar. Res.* **34**, 117–130.
- GRIMSHAW, R. 1984 Wave action and wave-mean flow interaction, with application to stratified shear flows. *Annu. Rev. Fluid Mech.* **16**, 11–44.
- HALL, P. & SHERWIN, S. 2010 Streamwise vortices in shear flows: harbingers of transition and the skeleton of coherent structures. *J. Fluid Mech.* **661**, 178–205.
- HALL, P. & SMITH, F. 1991 On strongly nonlinear vortex/wave interactions in boundary-layer transition. *J. Fluid Mech.* **227**, 641–666.
- HANEY, S., FOX-KEMPER, B., JULIEN, K. & WEBB, A. 2015 Symmetric and geostrophic instabilities in the wave-forced ocean mixed layer. *J. Phys. Oceanogr.* **45**, 3033–3056.
- HASSELMANN, K. 1971 On the mass and momentum transfer between short gravity waves and larger-scale motions. *J. Fluid Mech.* **50**, 189–205.
- HAYES, W. D. 1970 Conservation of action and modal wave action. *Proc. R. Soc. Lond. A* **320**, 187–208.
- HSU, C.-T., HSU, E. Y. & STREET, R. L. 1981 On the structure of turbulent flow over a progressive water wave: theory and experiment in a transformed, wave-following co-ordinate system. *J. Fluid Mech.* **105**, 87–117.

- HUI, W. H. & TENTI, G. 1982 A new approach to steady flows with free surfaces. *J. Appl. Math. Phys.* **33**, 569–589.
- HUNT, J. C. R., LEIBOVICH, S. & RICHARDS, K. J. 1988 Turbulent shear flows over low hills. *Q. J. R. Meteorol. Soc.* **114** (484), 1435–1470.
- KUSSE, B. & WESTWIG, E. 1998 *Mathematical Physics: Applied Mathematics for Scientists and Engineers*. John Wiley & Sons, Inc.
- LEIBOVICH, S. 1977 Convective instability of stably stratified water in the ocean. *J. Fluid Mech.* **82**, 561–581.
- LEIBOVICH, S. 1980 On wave–current interaction theories of Langmuir circulations. *J. Fluid Mech.* **99**, 715–724.
- LEIBOVICH, S. 1983 The form and dynamics of Langmuir circulations. *Annu. Rev. Fluid Mech.* **15**, 391–427.
- LONGUET-HIGGINS, M. S. 1970 Longshore currents generated by obliquely incident sea waves: 1. *J. Geophys. Res.* **75** (33), 6778–6789.
- MCINTYRE, M. E. 1988 A note on the divergence effect and the Lagrangian-mean surface elevation in periodic water waves. *J. Fluid Mech.* **189**, 235–242.
- MCKEE, W. D. 2006 The propagation of water waves across a laterally sheared current. *Appl. Ocean Res.* **28** (5), 339–344.
- MCWILLIAMS, J. C. 2018 Surface wave effects on submesoscale fronts and filaments. *J. Fluid Mech.* **843**, 479–517.
- MCWILLIAMS, J. C. & FOX-KEMPER, B. 2013 Oceanic wave-balanced surface fronts and filaments. *J. Fluid Mech.* **730**, 464–490.
- MCWILLIAMS, J. C., RESTREPO, J. M. & LANE, E. M. 2004 An asymptotic theory for the interaction of waves and currents in coastal waters. *J. Fluid Mech.* **511**, 135–178.
- MELLOR, G. 2003 The three dimensional, current and surface wave equations. *J. Phys. Oceanogr.* **33**, 1978–1989.
- MELLOR, G. 2005 Some consequences of the three-dimensional current and surface wave equations. *J. Phys. Oceanogr.* **35**, 2291–2298.
- MELLOR, G. 2015 A combined derivation of the integrated and vertically resolved, coupled wave–current equations. *J. Phys. Oceanogr.* **45**, 1453–1463.
- MELLOR, G. 2016 On theories dealing with the interaction of surface waves and ocean circulation. *J. Geophys. Res. Oceans* **121**, 4474–4486.
- MELLOR, G. 2017 Reply to ‘Comments on “A combined derivation of the integrated and vertically resolved, coupled wave–current equations”’. *J. Phys. Oceanogr.* **47**, 2387–2389.
- MELLOR, G. L. 2011 Wave radiation stress. *Ocean Dyn.* **61**, 563–568.
- PEREGRINE, D. H. & JONSSON, I. G. 1983 Interaction of waves and currents. *Tech. Rep.* MR 83-6. CERC.
- PHILLIPS, O. M. 1977 *The Dynamics of the Upper Ocean*, 2nd edn. Cambridge University Press.
- PHILLIPS, W. R. C. 1998 Finite-amplitude rotational waves in viscous shear flows. *Stud. Appl. Maths* **101**, 23–47.
- PHILLIPS, W. R. C. 2001 On an instability to Langmuir circulations and the role of Prandtl and Richardson numbers. *J. Fluid Mech.* **442**, 335–358.
- PHILLIPS, W. R. C. 2002 Langmuir circulations beneath growing or decaying surface waves. *J. Fluid Mech.* **469**, 317–342.
- PHILLIPS, W. R. C. 2005 On the spacing of Langmuir circulation in strong shear. *J. Fluid Mech.* **525**, 215–236.
- PHILLIPS, W. R. C. & WU, Z. 1994 On the instability of wave-catalysed longitudinal vortices in strong shear. *J. Fluid Mech.* **272**, 235–254.
- SHRIRA, V. I. & SLUNYAEV, A. V. 2014 Trapped waves on jet currents: asymptotic modal approach. *J. Fluid Mech.* **738**, 65–104.
- SMITH, J. A. 2006 Wave–current interactions in finite depth. *J. Phys. Oceanogr.* **36** (7), 1403–1419.
- STEWART, R. H. & JOY, J. W. 1974 HF radio measurements of surface currents. *Deep-Sea Res. Oceanogr. Abstracts* **21** (12), 1039–1049.

- SUZUKI, N. & FOX-KEMPER, B. 2016 Understanding Stokes forces in the wave-averaged equations. *J. Geophys. Res. Oceans* **121**, 3579–3596.
- SUZUKI, N., FOX-KEMPER, B., HAMLINGTON, P. E. & VAN ROEKEL, L. P. 2016 Surface waves affect frontogenesis. *J. Geophys. Res. Oceans* **121**, 3597–3624.
- TSAI, W., LU, G., CHEN, J., DAI, A. & PHILLIPS, W. R. 2017 On the formation of coherent vortices beneath nonbreaking free-propagating surface waves. *J. Phys. Oceanogr.* **47**, 533–543.
- VERON, F. & MELVILLE, W. K. 2001 Experiments on the stability and transition of wind-driven water surfaces. *J. Fluid Mech.* **446**, 25–65.