

August
1989

The Journal of Laryngology and Otology



Founded in 1887 by Morell Mackenzie & Norris Wolfenden

Edited by JOHN B. BOOTH

Assistant Editors NEIL WEIR, PATRICK BEASLEY, CAROL WENGRAF, RICHARD RAMSDEN,
IOLO GRIFFITH & PETER RHŶS EVANS

Advisor in Pathology IMRICH FRIEDMANN

Advisor in Audiology LINDA LUXON

Advisors in Radiology GLYN LLOYD & PETER PHELPS

Advisor in Statistics STEPHEN EVANS

Vol 103
No 8

The Journal of Laryngology and Otology

(Founded in 1887 by MORELL MACKENZIE and NORRIS WOLFENDEN)

Edited by JOHN B. BOOTH

Assistant Editors NEIL WEIR, PATRICK BEASLEY, CAROL WENGRAF, RICHARD RAMSDEN,
IOLO GRIFFITH & PETER RHÏS EVANS

Editorial Assistant CAROLINE BARRETT

INSTRUCTIONS FOR AUTHORS

1. Original articles which have not been published elsewhere are invited and should be sent to the Editor. They are considered for publication on the understanding that they are contributed to this *Journal* solely. Reproduction elsewhere, in whole or in part, is not permitted without the previous written consent of the Author and Editor and the customary acknowledgement must be made. Normally an original main article should not exceed 7500 words.

Longer articles or these will be considered for publication as *Supplements*, at the expense of the authors or their employing authorities.

2. Manuscripts should be typewritten in duplicate on one side only of the paper (A4 297×210 mm) and double spaced, with wide margins.

Begin each component on a new page in the following sequence: title page, abstract, text, acknowledgements, references, tables and legends.

(a) **Abstract**—This should contain not more than 150 words and include a statement of the problem, the method of study, results and conclusions; a 'summary' section should *not* be included in the main manuscript.

(b) **Text**—Suggested outline—(1) introduction, (2) materials and methods, (3) results, (4) discussion, (5) conclusion.

(c) **Tables** are adjuncts to the text and should not repeat material already presented.

(d) **Illustrations**—Two set of illustrations, one with each copy of the manuscript, must be submitted and all authors should remember that the single column width is 80mm. One set of illustrations should, therefore, not exceed this width and they should ensure that the essential features are illustrated within this dimension.

Coloured illustrations will be charged to authors, unless a special grant is authorized by the Editor.

Written permission from the publisher must be provided to the *Journal* in order to republish material with copyright elsewhere and also from the senior author where necessary.

(e) **Measurements** must be in metric units, with *Système Internationale* (SI) equivalents given in parentheses.

(f) **References**—For *Journal* articles, The Harvard system of recording references should be used, e.g. Green, C. and Brown, D. (1951). The tonsil problem. *Journal of Laryngology and Otology* 65: 33–38. A paper written by more than two authors should be abbreviated in the text, e.g. Green *et al.* 1951, but *all* the authors should be given in the list of references. The titles of all *Journals* should be given without abbreviation. **References should be listed in alphabetical order;** use of the Vancouver system will *not* be accepted.

For single-author books, the following style should be used: Green, C. (1951). *The tonsil problem*, 2nd edn., vol. 1, Headley Brothers Ltd., Ashford, Kent, 98 pp.

For papers in multi-author books with one or more editors, the reference should be recorded as follows: Brown, D. (1951). In *Diseases of the Ear, Nose and Throat* (White, A. and Black, B., eds.), pp. 33–38, Headley Brothers Ltd., Ashford, Kent.

It is most important that authors should verify personally the accuracy of every reference before submitting a paper for publication. The names of authors cited in the References should be given in alphabetical order.

(g) **Meetings**—If the manuscript was presented at a meeting, the place where it was held, and the date on which it was read must be included and should appear at the foot of the title page.

(h) **Financial disclosures**—In the submission letter to the Editor, the authors must list all affiliations with or financial involvement in, organizations or entities with a direct financial interest in the subject matter or material of the research discussed in the manuscript.

(i) **Rejections**—As from January, 1989, all manuscripts which are rejected will no longer be returned to the authors. Those submitting papers should, therefore, ensure that they retain at least one copy and the reference numbers, if any, of the illustrations. The only exception to this will be those manuscripts with colour illustrations which will be returned *automatically* by Surface Mail.

3. Page proofs are sent to authors for corrections, which should be kept to a minimum; they must be clearly marked, and no extra matter added. Proofs should be returned within 5 days.

4. Orders for reprints must be sent when returning page proofs, and for this purpose special forms are supplied.

5. Editorial communications may be addressed to **The Editor, Journal of Laryngology and Otology, c/o Headley Brothers Ltd., The Invicta Press, Ashford, Kent TN24 8HH.**

6. **The annual subscription is £60 (sixty pounds sterling) post free; U.S.A. \$150 post free, and payable in advance.** Reduced rates for those in-training (Residents/Registrars) £35/\$90. (Those in training should submit a certificate from the Head of the Department giving details of their appointment; those who qualify must supply their *home* address for mailing direct).

7. Single copies of current or back numbers (when available) will be on sale at £10 each (including postage).

8. All subscriptions, advertising and business communications should be sent to the publishers, or subscription agents.


**HEADLEY BROTHERS LTD,
THE INVICTA PRESS, ASHFORD, KENT.**

© *Journal of Laryngology and Otology Ltd.*, 1989
ISSN 0022-2151

Second class postage paid Rahway, N.J.

Postmaster: Send address corrections to The Journal of Laryngology and Otology, c/o Mercury
Airfreight International Ltd. Inc., 10B Englehard Avenue, Avenel, N.J. 07001.

NEW FILE BINDERS
are now available
for The Journal



Bound in blue and white rexine to
hold one volume. Available, boxed,
from the Publisher price £12
including VAT and postage
HEADLEY BROTHERS LTD, Queens Road
Ashford Kent.

THE LARYNGOSCOPE

A Monthly Journal
devoted to the disease of
EAR, NOSE AND THROAT

*Official organ for the American Laryngological
Rhinological and Otological Society*

Price \$90.00 per year

Canada \$110.00 per year

Foreign \$110.00 per year

ESTABLISHED 1896

GERSHON J. SPECTOR
EDITOR

9216 CLAYTON ROAD, SUITE 18, ST. LOUIS,
MISSOURI 63124-1561

Clinical Otolaryngology and Allied Sciences

*Edited by John Hibbert ChM, MB, BChir, FRCS, Consultant ENT Surgeon,
Guy's Hospital, St Thomas Street, London SE1 9RT, England*

First published in 1976, this European journal has become established among the leading centres of otorhinolaryngology throughout the world and has been adopted as the official journal of the Dutch ENT Society and the ORS-ENT Research Society. It is devoted to clinical and clinically oriented research papers of the highest scientific standards dealing with current otorhinolaryngological practice and with audiology, speech pathology, head and neck oncology, head and neck plastic and reconstructive surgery and related specialties. Correspondence, short communications and book reviews also appear in the journal.


Subscription Information

Clinical Otolaryngology is published bi-monthly. Subscription rates for 1989 are £99.50 (UK), \$205.00 (USA & Canada), £119.50 (elsewhere) post free. Subscription and specimen copies are available from the publisher at the address below.

Blackwell Scientific Publications

P.O. Box 88, Oxford, England

NOW Stop that drip!



with



Rinatec[®]

ipratropium bromide

Up to 8 hours relief – after only 5 minutes

Prescribing Information

Presentation: Metered dose inhaler containing 200 doses, each delivering ipratropium bromide 20 micrograms. **Action:** Anticholinergic drug. **Indications:** The treatment and management of watery rhinorrhoea associated with perennial rhinitis. **Contra-indications, Precautions and Warnings:** Contra-indications: Hypersensitivity to atropine or ipratropium bromide. Caution in glaucoma, prostatic hypertrophy and pregnancy, especially the first trimester. Do not spray into the eyes. Review the patient's condition if the need for use increases or is excessive. Treatment may result in dryness of the nasal mucosa. Burning, bleeding, itching, stuffiness, crusting, sneezing and irritation have also been reported. **Dosage:** Adults only: 1 or 2 puffs to the affected nostril(s) up to a maximum of 4 times a day while symptoms persist. **Pack size:** 10ml vial complete with nasal adaptor. **Basic NHS Price:** £4.21. Price correct at time of printing. PL 1416/0022. For full prescribing information please see data sheet.



Boehringer
Ingelheim

Boehringer Ingelheim Ltd.,
Bracknell, Berkshire RG12 4YS.



For further information ring the Rinatec Hotline free of charge on 0800 521015



The Journal of tolaryngology

...the official "voice" of

The Canadian Society of Otolaryngology Head and Neck Surgery

is published in February, April, June, August, October and December

Established in 1972, The Journal of Otolaryngology publishes original papers dealing with clinical and research aspects of otolaryngology in its broadest sense, including:

- AUDIOLOGY** **HEAD AND NECK SURGERY**
- BRONCHO-OESOPHAGOLOGY** **MAXILLOFACIAL SURGERY**
- FACIAL PLASTIC AND RECONSTRUCTIVE SURGERY**
- COMMUNICATIVE DISORDERS**

The Journal of Otolaryngology, with thirteen corresponding editors contributing from around the world and half of its circulation outside Canada, is a truly international publication.

The Editor, Derek Birt, M.B., of Toronto, hopes that this international "flavour" will serve as a significant factor in your decision to become a new subscriber to The Journal of Otolaryngology.

Subscription Rates: £45.00 per year

Back Issues available at £4.50 each plus postage

TO: Circulation Manager, The Journal of Otolaryngology

PO. Box 280, Station A, Islington, Ontario, Canada M9A 4X2


I enclose a cheque for £_____ to cover _____
subscription(s) to The Journal of Otolaryngology.

NAME: _____

ADDRESS: _____

(Please print or type)

Stroboscope Generator 5012



the universal unit for diagnosis of functional disorders of the vocal chords

- simple operation
- high light intensity
- second light connection
- fast and sure triggering even with "poor" phonation
- display of phase, frequency and sound level
- application with rigid or flexible endoscopes (e. g. magnifying laryngoscope or nasopharyngoscope)
- integrated air insufflator to prevent fogging of magnifying laryngoscope
- can be used in conjunction with video systems and text generators .

Contact us for details:

**RICHARD
WOLF**



RICHARD WOLF U.K. Ltd.
P. O. Box 47, Mitcham,
Surrey CR4 4TT
Tel. (01) 6 40-30 54
Telex 886 329

G 005 / 1.88

when vertigo puts them in a spin

“The first attack of Ménière’s disease may be monosymptomatic, with sudden, prolonged vertigo without deafness or tinnitus.”¹



sercurity

betahistine

tackles the symptoms by treating the cause

Presentation

White tablets containing 8mg betahistine dihydrochloride. Available in packs of 120 tablets. Basic NHS price £12.88.

Indications

Vertigo, tinnitus and hearing loss associated with Ménière’s syndrome.

Dosage and Administration

Adults: Initially two tablets three times daily, taken preferably with meals.

Maintenance dose: 3-6 tablets daily.

Children: No dosage recommendations are made for children.

Contra-indications, Warnings, etc.

Contra-indications:

Phaeochromocytoma.

Precautions: Clinical intolerance to Serc in bronchial asthma patients has not been shown, but caution should be exercised when administering this histamine analogue to bronchial asthma patients. Interaction between Serc and antihistamines is theoretically possible, but no reports have been received. The usual precautions should be observed when administering Serc to patients in pregnancy.

Side effects: There has been a small number of reports of gastric upset.

Product Licence Number
0512/0076.

Reference:

1 Venna N. *Geriatric Med.*, 1986, September, 17-22.

duphar

Further information is available from:
Duphar Laboratories Limited, Gaters Hill, West End, Southampton SO3 3JD.
Tel. (0703) 472281