





RESEARCH ARTICLE

Who is Anaemic in India? Intersections of class, caste, and gender

Bikash Das¹ , Mihir Adhikary² , Smriti Rekha Singha¹  and Daksha Parmar¹ 

¹Department of Humanities and Social Sciences, Indian Institute of Technology Guwahati, Guwahati, Assam, India and

²Department of Public Health and Mortality Studies, International Institute for Population Sciences, Mumbai, Maharashtra, India

Corresponding author: Bikash Das; Email: bikash.shubho@gmail.com, bikas176141102@iitg.ac.in

(Received 24 June 2023; revised 24 April 2024; accepted 8 May 2024; first published online 04 June 2024)

Abstract

Anaemia severely impacts physical and mental abilities, raises health risks, and diminishes the quality of life and work capacity. It is a leading cause of adverse pregnancy outcomes and maternal mortality, especially in developing nations like India, where recent data on anaemia from National Family and Health Survey (NFHS-4) (2015–16) and NFHS-5 (2019–21) indicate a tremendous rise. Anaemia is a marker of poor nutrition and health, and socio-economic factors such as gender norms, race, income, and living conditions influence its impact. As a result, there are disparities in how anaemia affects different segments of society. However, existing research on health inequity and anaemia often employs a single-axis analytical framework of social power. These studies operate under the assumption that gender, economic class, ethnicity, and caste are inherently distinct and mutually exclusive categories and fail to provide a comprehensive understanding of anaemia prevalence. Therefore, the study has adopted the theoretical framework of intersectionality and analysed the NFHS-5 (2019–21) data using bivariate cross-tabulations and binary logistic regression models to understand how gender, class, caste, and place of residence are associated with the prevalence of anaemia. The results suggest that the women of Scheduled Tribes (ST) and Scheduled Castes (SC) share a disproportionate burden of anaemia. This study confirms that economic class and gender, geographical location, level of education, and body mass index significantly determine the prevalence of anaemia. The ST and SC women who are economically marginalised and reside in rural areas with high levels of poverty, exclusion, and poor nutritional status have a higher prevalence of anaemia than other population groups. Thus, the study suggests that intersections of multiple factors such as caste, class, gender, and place of residence significantly determine ‘who is anaemic in India’.

Keywords: anaemia; intersectionality; Scheduled Tribe; Scheduled Caste; social inequality; NFHS-5; health equity

Introduction

The World Health Organization (WHO) defines anaemia as the condition of having a low number of red blood cells or a low amount of haemoglobin (Hb) (WHO, 2020). Anaemia is diagnosed when the concentration of Hb falls below established cut-off values; therefore, the capacity of the blood to carry oxygen to tissues is compromised (WHO, 2017). There are three main mechanisms through which anaemia develops in a human body namely: (a) when the body makes too few red blood cells, known as ineffective erythropoiesis, (b) when red blood cells are destroyed, known as haemolysis, and (c) blood loss (WHO, 2017). The three common contributors to anaemia are nutritional deficiencies, diseases, infections, and genetic Hb disorders (Milman, 2011). The prevalence of anaemia caused by nutritional deficiency, particularly iron, is the widest and most common among all other forms of anaemia (Kotecha, 2011; Abalkhail & Shawky, 2002; Johnson-Wimbley *et al.*, 2011). Anaemia diminishes physical and mental capabilities, heightens health risks, and significantly

impacts quality of life and work capacity, with symptoms including fatigue, reduced physical stamina, and breathlessness (WHO, 2020; Milman, 2011; Jimenez *et al.*, 2015).

It has been found in several studies that anaemia is a leading cause of adverse pregnancy outcomes and significantly increases the risk factor of maternal mortality, especially in developing countries (Rush, 2000; Rahman *et al.*, 2016). In the case of women of reproductive age, anaemia can significantly increase the risk of postpartum haemorrhage, infection, and maternal mortality. On the other hand, it can cause low birth weight and poor neurocognitive and motor development in children (Daru, 2022). It is necessary to control anaemia among women in the reproductive age group to prevent low birth weight, perinatal and maternal mortality, and the prevalence of diseases later in life (WHO, 2014). In this regard, the WHO endorsed a comprehensive implementation plan on maternal, infant, and young child nutrition in the World Health Assembly Resolution, 2012, and set a target to reduce anaemia by 50% among women of reproductive age by 2025 (WHO, 2014).

It has been estimated that globally 613 million (33%) women of reproductive age (15–49 years) are affected by anaemia. The countries in Asia and Africa have the highest prevalence rate with a share of more than 35% (WHO, 2017). It was found that every fourth person in the world (27%) has anaemia, whereas the developing countries alone account for more than 89% of the burden of anaemia (Kassebaum *et al.*, 2016). The previous studies have identified several socio-economic determinants of anaemia in India. These studies have highlighted that vegetarianism, micronutrient deficiencies, and low intake of iron folate and vitamin B12 are significantly associated with severe anaemia (Ghosal *et al.*, 2023; Thomas *et al.*, 2015; Swaminathan *et al.*, 2019). The commonly referred risk factors for anaemia in literature include age, marital status, educational attainment, place of residence, family income, poverty, access to healthcare services, and substandard sanitation conditions (Goswami & Das, 2015; Ghosh, 2009; Bharati *et al.*, 2009; Bharati *et al.*, 2020). Several studies have also identified factors such as access to drinking water, intake of animal-based protein, gender dynamics, societal norms, and preferences regarding contraception methods as key determinants influencing anaemia prevalence in India (Mog *et al.*, 2023; Nguyen *et al.*, 2018; Sedlander *et al.*, 2021).

According to the latest National Family and Health Survey (NFHS-5) (2019–2021), anaemia has affected 67.1% of children (06–59 months), 57.0% of all women (15–49 years), 52.2% of pregnant women (15–49 years), and 25.0% men (15–49 years) in India. In addition, the NFHS-5 (2019–21) indicates a significant rise in the prevalence of anaemia in all the categories compared to the previous round of the survey (NFHS-4) conducted in 2015–2016 (NFHS, 2019–2021). However, anaemia has been studied predominantly among women of reproductive age groups and children (Sidhu *et al.*, 2002; Arlappa *et al.*, 2010; Kotecha, 2011; Ghosh, 2023; Ghosh, 2023b, Ghosh *et al.*, 2023; Nguyen *et al.*, 2018; Bharati *et al.*, 2020). There are also a few studies on the prevalence of anaemia exclusively in men (Didzun *et al.*, 2019; Kumar *et al.*, 2021; Singh *et al.*, 2022). In addition, most of these studies have understood and considered women or children as homogeneous groups.

There are several studies which have explored anaemia from a specific analytical framework that considers caste, ethnicity, or gender as individual factors. These single-axis frameworks are based on the premise that gender, economic class, ethnicity, and caste can be distinguished from one another and are mutually exclusive (Mukhopadhyay, 2015). These studies have delved into the understanding of anaemia by examining these factors separately and independently. Similarly, a number of studies have analyzed the association between anaemia and caste (Vart *et al.*, 2015; Sidhu *et al.*, 2002; Sudhagandhi *et al.*, 2011), anaemia and ethnicity (De *et al.*, 2011; Rohisha *et al.*, 2019), and anaemia and gender (Sedlander *et al.*, 2021; Alvarez-Uria *et al.*, 2014) independently. However, anaemia does not affect every person in the strata of society in the same way. It is argued that anaemia indicates poor nutrition and health, which varies with socioeconomic factors, such as gender norms, race, income, and living conditions (WHO, 2014; WHO, 2017). It is difficult to draw a clear distinction or understand societal inequality exclusively based on caste, class, or

gender as these identities often intersect and collectively contribute to the produce inequality (Iyer *et al.*, 2008). Therefore, it is important to note that social identities such as gender, class, ethnicity, and caste are interconnected and cannot be separated or regarded as mutually exclusive categories (Nair & Vollhardt, 2020).

Despite extensive research on anaemia in India, there is a notable gap in studies that adopt an intersectional theoretical framework to understand the complex interplay of class, caste, and gender in shaping anaemia prevalence. The existing studies adopt a single-axis framework focusing on caste, class, or gender to analyse social inequality and thus fail to provide an accurate and comprehensive understanding of the overall situation. Thus, there is a dearth of scientific studies based on large-scale data on anaemia from an intersectional theoretical framework in India.

The objective of this study is to fill the research gap by examining the intersections of class, caste, and gender to provide a theoretical understanding of anaemia prevalence and its determinants in the Indian context. The study attempts to understand how socio-economic factors such as class, caste, and gender intersect to influence anaemia prevalence. Moreover, by utilising the latest NFHS-5 (2019–21) data, this study seeks to identify the associations between anaemia prevalence and various demographic and socio-economic factors, including religion, geographical region, education, and household characteristics. Ultimately, this study contributes to the literature by offering insights into the complex social dynamics underlying anaemia in India and informing comprehensive interventions to address this alarming public health challenge.

Inequity in health and intersectionality

The achievement in health equity, which provides a clear intuition to understand the level of social justice, is the best sign of the well-being of a society (Sen, 2002; Subramanian *et al.*, 2008). However, the growing evidence of health inequities from different corners of the world suggests the failure of ensuring health for all (Mishra, 2017). It is well-documented that the inequities in different socio-economic indicators and health outcomes have widened over the decades across different population groups in India since the 1990s with the introduction of neoliberal economic policies (Uddin *et al.*, 2020; Borooah, 2010). The intersection of different social gradients shapes an individual's life experiences and determines an individual's quality of life. This intersection also positions the privileges and oppressions that people have to live with in the society. Health disparity arises from such social inequalities and social arrangements in lived experiences of individuals (Weber, 2010). Indian society is highly stratified based on social identities such as caste, class, gender, ethnicity, and religion (Khamis *et al.*, 2012; Patnaik & Jha, 2020). These social identities are the determining factors of exclusion and discrimination and result in inequity in access to healthcare, limited utilization of health services, and poor health outcomes in India (Borooah, 2010; Baru *et al.*, 2010; Shaikh *et al.*, 2018; Das *et al.*, 2022).

Kimberlé Crenshaw, a feminist scholar, introduced the theory of intersectionality, which aims to understand, address, and represent the complexities present due to the interplay of different kinds of social dimensions and retrospective economic and social inequalities (Crenshaw, 1989). The analytical framework of intersectionality has become the principal way of conceptualizing the relation between systems of oppression which construct multiple identities and social locations in hierarchies of power and privilege (Carastathis, 2014). In other words, it aims to understand how a person's social and political identities combine to create multiple forms of discrimination and privileges (Cole, 2009; Purdie-Vaughns & Eibach, 2008). The emerging theoretical framework of intersectionality provides a critical analytic lens to examine the racial, ethnic, class, and gender disparities and challenges existing ways of understanding these structures of inequality (Dill & Zambrana, 2020; Kapilashrami *et al.*, 2015). During the initial years, the scholarship on intersectionality was largely predominated by feminist literature. Eventually, intersectionality

theory was broadened to be applied to different studies to understand the complexity of social and economic dimensions beyond the feminist perspective.

The concept of intersectionality is often criticised for its Western origin and does not reflect the complexity of the Indian experience. The debates on the concept of intersectionality are that it must not deduce a group or posit a person to a 'stable' or 'homogenous category'; rather, it shall be able to analyse different levels of social divisions and identities (Menon, 2015). Therefore, intersectionality requires the ability to include any group of people beyond the traditional framework (Yuval-Davis, 2006). However, intersectionality can be critically examined and applied in many different ways as long as it provides insights into our challenges and dilemmas and creates solidarity across the subjects often lost between agendas and movements (John, 2015).

The theoretical framework of intersectionality¹ provides an analytical approach to understanding and looking into the complex ways in which social identities determine the access and utilisation of health services and the health outcomes within the stratified society. The intersectionality framework is important for understanding health inequities in India, considering the complex interaction of social identities such as caste, gender, religion, class, and ethnicity, which shape individuals' access to healthcare and experiences (Kapilashrami *et al.*, 2015; Roy *et al.*, 2020). For instance, Dalit women in rural areas may face discrimination due to their caste, gender, and socio-economic status, leading to limited healthcare access and poorer outcomes. Similarly, tribal communities encounter unique health challenges due to isolation and historical marginalisation. By adopting an intersectional approach, Indian policymakers can craft inclusive policy interventions that cater to the needs of marginalised groups, thereby fostering more effective and equitable health policies that acknowledge the diversity within the country. Thus, the application of the analytical framework of intersectionality in health equity and inequality research becomes critical (Harari & Lee, 2021).

Mahapatro *et al.* (2021) found that poorer women face more unmet healthcare needs compared to wealthier women, based on class, caste, and gender dynamics from the National Sample Survey (2017–2018). Conversely, men from lower and middle classes exhibit higher unmet healthcare needs than women in the same economic class. The study on the interplay of gender and class in determining access to healthcare for long-term ailments evinced that there is a differential outcome in accessing healthcare for long-term ailments among different social groups, genders, and economic classes (Sen *et al.*, 2009). The studies on child health and nutrition based on the concept of intersectionality show that children belonging to the poorest, Scheduled Tribes (ST), Scheduled Castes (SC), and girls (class, caste, and gender) have worse stunting outcomes than group belonging to non-poor, non-SC/ST, and boys (Mukhopadhyay, 2015).

However, the literature on health inequity, especially on the prevalence of anaemia, is predominated by studies based on a single-axis analytical framework of social power. Nevertheless, multiple social identities and associated power relations do not act separately but often operate simultaneously and produce complex interactions (Iyer *et al.*, 2008). The complex interrelationships between caste, class, and gender determine the utilization and access to public

¹While we discuss intersectionality in contemporary times, it is also important to note that the early social reformers of India, such as Savitribai Phule, Mahatma Jyotirao Phule, Pandita Ramabai, Tarabai Shinde, and Dr. Bhimrao Ramji Ambedkar, have also recognised the inequality or social injustice based on the interplay of different axes like gender, caste, and class in their works. Mahatma Jyotirao Phule advocated the liberation of the Shudras, Ati-Shudras, and Women from the Slavery of Brahmanism. His endeavours were succeeded by Tarabai Shinde, an activist and critic of the patriarchal norms imposed by non-brahmin activists. In his Mahad Satyagraha speech (1927), Dr. Ambedkar emphasised the link between caste exploitation and women's subordination, highlighting varying intensities of subordination caused by caste (Rege, 1998). Dr. Ambedkar's well-known role in uplifting underprivileged communities overshadowed his lesser-documented contribution to healthcare. He was one of the pioneers in India to recognise caste and social power axes as the determinants of health. He advocated for equality in access to safe drinking water, reproductive rights, workers' health, and social justice (Acharya, 2022). Thus, the complexity produced by the interplay between gender, class, and caste has also been acknowledged in scholarships and writings of early social reformers of India. Thereby, scholars of different disciplines have put epistemological questions on the interlinkages of different social dimensions in the Indian context.

goods and services for certain social groups differently than others in India (Patnaik & Jha, 2020). Therefore, intersectionality can be a useful tool to examine different dimensions of social inequality and hence a practical approach to addressing health disparities that the traditional single-axis analytical framework lacked (Sen *et al.*, 2009; Para-Medina & Weber, 2003). This study attempts to understand the anaemia status in India through an intersectionality approach in the framework of health inequity.

Materials and methods

Data and ethical statement

This study is based on the recent NFHS-5 conducted in 2019–2021, which is a large-scale, multi-round, cross-sectional, and household-level data on population, health, and nutrition collected from all over the country. The survey is conducted by the International Institute for Population Sciences in Mumbai, under the guidance of the Ministry of Health and Family Welfare, Government of India (IIPS and ICF International Inc., 2021). The fieldwork was done in two phases (17 June 2019 to 30 January 2020 and 2 January 2020 to 30 April 2021) in all the states and union territories in India as it was done in the midst of COVID-19 pandemic. The NFHS-5 collected data from 636,699 households, 724,115 women, and 101,879 men. The NFHS-5 was developed to be representative of each of India's over 707 districts for key indicators, including anaemia. The survey was carried out utilising a two-stage sampling technique. The household response rate was 98%, while the individual response rate for males was 92%, and for women, it was 97%. The detailed methodology for the survey design can be found in the NFHS-5 national report (IIPS and ICF International Inc., 2021). The NFHS-5 received approval from the Institutional Ethical Review Board (IERB) at IIPS, Mumbai, India, as well as the ICF International Review Board. The survey ensured that participants provided written consent before being interviewed and confidentiality was strictly upheld ensuring the anonymity of survey respondents (IIPS and ICF International Inc., 2021). The data of the NFHS-5 is publicly accessible to registered users and it is the Indian version of the Demographic and Health Surveys (DHS) Program.

Sample size

The anaemia status of both the sex in the reproductive age range is the primary focus of the research; the NFHS-5 collects data from women aged 15–49 and men aged 15–54. However, male samples older than 49 were eliminated to harmonise the dataset and simplify the analysis process. Then, observations missing information about the anaemia status of the respondents were discarded. Thus, a total sample size of 788,458 individuals (699,966 female and 88,522 male) was compiled for statistical analysis.

Outcome variables

This current study uses data on anaemia collected by the NFHS-5 (2019–21). The anaemic status of respondents has been generated as a binary variable, categorised as non-anaemic (coded as 0) and anaemic (coded as 1) for the analysis. The health investigators of the NFHS collected capillary blood²

²A few studies indicate that Hb values obtained from capillary samples are elevated in comparison to those derived from venous samples, thereby potentially resulting in false-negative outcomes (De la Cruz-Góngora *et al.*, 2022; Garcia-Casal *et al.*, 2023). The ongoing debate regarding the accuracy of measuring Hb concentration in capillary blood versus venous blood is not a recent development. The use of capillary blood for Hb measurement offers convenience, affordability, and user-friendliness, especially for large-scale surveys. As a result, it has been utilised in the DHS conducted worldwide. The prevalence of anaemia in NFHS-5 (2019–21) experienced a substantial and inexplicable rise across various population segments, especially among children aged six months to five years in comparison to previous surveys. Consequently, the Government of India has made the decision to exclude the anaemia survey from the upcoming National Family and Health Survey-6, scheduled for 2023. Instead, anaemia will be assessed as part of the Diet and Biomarkers Survey (DABS) in India, which is a

samples from a finger prick in order to measure the concentration of Hb. The surveyors collected blood samples from women aged 15–49 years and men aged 15–54 years who were eligible and provided their consent to take the test. The Hb measurement in NFHS-5 was conducted using the HemoCue system, which includes a portable, battery-operated photometer (Hb201+), along with disposable cuvettes treated to collect blood (NFHS, 2019). The HemoCue system utilises the cyanmethemoglobin method, which is a reliable and widely used quantitative method recommended by WHO (2001). The respondents with a Hb level less than 11.0 g/dl for non-pregnant women, 12.0 g/dl for pregnant women, and 13.0 g/dl for males were recorded as anaemic. The Hb levels were adjusted according to the respondent's smoking habits and the enumeration areas with an altitude above 1,000 metres.

Explanatory variables

The primary focus of this study is to examine the intersection of gender, caste, and class as a predictor of anaemia among the reproductive population (between 15 and 49 years of age) in India. Therefore, the primary independent variables for this research are gender, caste, and class, which were further categorised into different categories (Table 1). The respondents were categorised according to their gender identity (male and female), caste or social group (SC, ST, and Others comprising General and Other Backward Classes), and class or economic status (poorest, poorer, middle, richer, and richest as per their position in the wealth quintile from lowest to highest). It is worth mentioning that the wealth quintile was constructed based on the household's availability of various consumer products (such as vehicles, bicycles, radio, and television) and dwelling features (drinking water, sanitation facilities, and housing materials). The respondents were given a score based on principal component analysis, which was then divided into five quintiles, each representing 20% of the respondents and ranging from low (value 1) to high wealth (value 5).

Covariates

The other covariates used in this study have been selected after reviewing the research papers based on the different versions of NFHS data (Mukhopadhyay, 2015; Vart *et al.*, 2015; Srinivasan *et al.*, 2004; Sharif *et al.*, 2023; Ghosh, 2023). The covariates selected for the present study include the respondents' age, educational level, Body Mass Index (BMI), sex of the household head, intake of fruits and vegetables, intake of eggs, fish, and meat, and place of residence (Table 1).

Statistical approach

This study uses bivariate cross-tabulations to show the anaemic status by social dimensions such as gender, class, and caste. Additionally, bivariate crosstabulation has been employed after applying specific conditions to focus on particular sub-dimensions, examining the intersectionality of gender, class, and caste. For example, bivariate tabulation was performed using the variables 'anaemic status' and 'gender' to analyse the anaemic status of males in the poorest class who belong to the SC community. While performing the tabulation, an 'if' condition was applied to extract data from the sub-sample of the poorest and SC population. During the analysis, appropriate sample weights were used separately for the male and female populations, as NFHS-5 provides different sample weights for each. A binary logistic regression model was also utilised since the nature of the dependent variable of the study is dichotomous, as stated in the outcome variable section above. This model assessed how the selected social dimensions (gender, class, and caste) are associated with anaemic status. The place of residence (rural or urban) was included as a

smaller-scale survey compared to NFHS (Nagarajan, 2023). Nonetheless, since the DABS will be conducted at the state level instead of the district level like NFHS surveys, there is a possibility of excluding a significant portion of the population, which may result in non-representative data which could have repercussions in the formulation and implementation of policies.

Table 1. Description of the explanatory variables

Variables	Categories
Gender	Male, Female
Caste	SC, ST, Others
Class	Poorest, Poorer, Middle, Richer, Richest
Religion	Hindu, Muslim, Christian, Others
Geographical Region	North, Central, East, North East, West, South
Age	15–19, 20–29, 30–39, 40–49
Education	No education, Primary, Secondary, Higher
Sex of Household head	Male, Female
BMI	Underweight (<18.5), Normal (18.5–24.9), Overweight (25.0–29.9), Obese (≥30.0)
Frequently takes Fruit and Vegetables	No (never or occasionally), Yes (takes both daily or at least once in a week)
Frequently takes Egg/Fish/Meat	No (never or occasionally), Yes (takes one of them daily or at least once in a week)
Place of residence	Rural, Urban

Source: Tabulated from NFHS-5 data.

covariate in the model and showed significant contributions. Further, the interaction of the place of residence with the selected social dimensions was explored. Four different models were performed in the study. Model 1 illustrated the association of the selected social dimensions (gender, class, and caste) with anaemic status while controlling for other covariates, including place of residence. In model 2, the place of residence was introduced as an intersecting variable. Thus, the intersection of residence with gender was shown in model 2A, caste in model 2B, and class in model 2C. All analyses were performed using Stata version 14.1 (StataCorp., 2015).

$$\ln\left(\frac{p}{1-p}\right) = \alpha + \beta_1 x_1 + \beta_2 x_2 + \beta_3 x_3 + \dots + \beta_i x_i + \varepsilon$$

Whereas,

p is the likelihood of anaemia; $x_1, x_2, x_3, \dots, x_i$ refers to the independent variables; $\beta_0, \beta_1, \beta_2, \beta_3, \dots, \beta_i$ refer to the coefficients, or effects of the independent variables in the prevalence of anaemia; and ε is the error term.

A multicollinearity assessment was performed for the regression model to ensure the independence of the predictor variables. The variance inflation factor value of 1.20 indicates that the variance of the coefficients is only minimally inflated, indicating low multicollinearity. Furthermore, the condition number of 36.21 is relatively low, suggesting that the design matrix is reasonably well-conditioned. Therefore, the results indicate that the logistic regression model is robust in terms of multicollinearity and numerical stability, and the independent variables used in the analysis are relatively independent, allowing for more reliable estimates of the regression coefficients.

Results

This paper categorised the population into different social stratifications according to class, caste, and gender identities to examine the prevalence of anaemia in India. Table 2 shows that the highest percentage of anaemia is found among the poorest class (58.99%) in India, followed by the

poorer class (53.92%), middle class (51.82%), then the richer class (49.85%), and the richest class (47.39%), respectively. The result indicates that economically poor households are more likely to suffer from anaemia than those with better economic states. It has been found that the female population suffers more from anaemia (57.09%) than the male (25.47%). Table 2 records highest prevalence of anaemia among STs (61%) population, followed by SC (55.28%) and Other population groups (51.76%) in India. Table 2 also represents prevalence of anaemia at the household level across the intersections of class, caste, and gender. It has been found that the occurrence of anaemia is higher in case of women across the three social dimensions of class, caste, and gender. Interestingly, there is a presence of an indirect proportionality between the prevalence of anaemia and the hierarchy of social position. In other words, the higher the social and economic order, the lesser the prevalence of anaemia in society and vice versa. Table 2 shows that within the poorest class, women in ST communities have the highest percentage of anaemia (69.29%), followed by SC communities (63.45%), and then the women of Other communities (61.41%). The anaemic trend remains consistent even with males within the poorest class across three caste groups. The highest prevalence of anaemia is found among ST males (39.78%), followed by the males of SC communities (35.26%), and then males in Other communities (35.21%). The prevalence of anaemia among males and females decreases with higher order in the caste and class hierarchy. The percentage of anaemic females in ST decreases consistently from the poorest class (69.29%), the lowest in the economic hierarchy, to the richest class (49.95%), and the highest in the economic hierarchy. A similar trend of decrease in the percentage of anaemic from the lower economic class to the upper economic class has been observed among males and females across the different caste groups. The prevalence of anaemia among the ST men also decreased from the poorest (39.78%) to the richest class (28.02%). Similarly, the percentage of females in the SC being anaemic decreased from the poorest class (63.45%) to the richest class (55.60%). The prevalence of anaemia among the SC men decreased from the poorest class (35.26%) to the richest class (19.57%). In the same way, the percentage of females in the Other communities being anaemic decreased from the poorest class (61.41%) to the richest class (50.16%). However, there is a contradiction of this decreasing trend of prevalence of anaemia based on caste hierarchy in the case of the richest class and females. The prevalence of anaemia among women within the richest class is the highest in SC communities (55.60%) than in the Other communities (50.16%), followed by STs (49.95%). However, this contradiction is not in the case of males in the richest class across the three castes. In Table 2, the ratio of anaemic females to anaemic males for different castes and classes has been calculated. Table 2 shows that ST women in the poorest class (69.23%) have the highest prevalence of anaemia, followed by ST women in the poorer class (64.77%), SC women in the poorest class (63.45%), ST women in the middle class (60.99%), and SC women in poorer class (59.83%). In other words, the ST and SC women in the lower economic classes are more likely to suffer from anaemia than the women in wealthier categories and men across the different class and caste groups.

In Table 3, model 1 analyses who will likely have anaemia among different social dimensions. In model 2, the place of residence was introduced due to the significant variation in the functionality of socio-economic parameters such as gender, class, and caste, depending on whether a person resides in a rural or urban environment. Model 1 shows that females have significantly higher prevalence of anaemia than males in India. It has been found that anaemia rates drop significantly in female-headed households (OR: 0.98; CI: 0.965–0.990). The prevalence of anaemia is found across people of different economic classes and caste groups. However, it was observed that the likelihood of being anaemic is inversely related to income. The poorest category is the most vulnerable, with being more anaemic. On the other hand, along the caste categories, the respondents from the ST category are more likely to be anaemic than all castes. In Model 1, the prevalence of anaemia among different religions is observed. In India, there is a substantial prevalence of anaemia among Muslims (OR: 1.04; CI: 1.026–1.057) compared to the other religious communities. It has been found that Muslims are more likely to be anaemic, followed by Hindus, Others (OR: 0.90; CI: 0.882–0.923), and Christians (OR: 0.54; CI: 0.528–0.552), respectively.

Table 2. Anaemic status (%) in India by caste, class, and gender

Social dimensions				Anaemia	
Class			Poorest	58.99	
			Poorer	53.92	
			Middle	51.82	
			Richer	49.85	
			Richest	47.39	
Gender			Male	25.47	
			Female	57.09	
Caste			SC	55.28	
			ST	61.00	
			Others	51.76	
Caste, class, gender	SC	Poorest	Male	35.26	
			Female	63.45	
		Poorer	Male	26.60	
			Female	59.83	
		Middle	Male	22.74	
			Female	57.57	
		Richer	Male	20.84	
			Female	56.64	
		Richest	Male	19.57	
			Female	55.60	
		ST	Poorest	Male	39.78
				Female	69.23
	Poorer		Male	32.40	
			Female	64.77	
	Middle		Male	27.82	
			Female	60.99	
	Richer		Male	25.05	
			Female	57.81	
	Richest		Male	28.02	
			Female	49.95	
	Others		Poorest	Male	35.21
				Female	61.41
		Poorer	Male	28.85	
			Female	58.37	

(Continued)

Table 2. (Continued)

Social dimensions		Anaemia
Middle	Male	24.40
	Female	56.28
Richer	Male	20.53
	Female	53.62
Richest	Male	17.78
	Female	50.16

Source: Calculated from NFHS-5 data.

Model 1 shows an interesting trend in the prevalence of anaemia across five different geographic regions (Central, East, Northeast, West, and South) in India. It has been found that the prevalence of anaemia is significantly lower in the Central region (OR: 0.77; CI: 0.758–0.781), followed by the Northeast (OR: 0.82; CI: 0.805–0.837) and South regions (OR: 0.81; CI: 0.791–0.819). The Eastern region (OR: 1.24; CI: 1.219–1.262), the Western region (OR: 1.01; CI: 0.994–1.030), and Northern region, respectively, have a significant prevalence of anaemia in India. Model 1 does not record a clear trend of the likelihood of being anaemic in different age groups. However, 30–39 years old respondents are better off than other age groups. The variance between the likelihood of being anaemic is minimal in these categories. Nevertheless, respondents with a higher level of education show a lower likelihood of being anaemic (OR: 0.83; CI: 0.819–0.851). In the case of the Body Mass Index (BMI), as one progresses across the categories from normal to overweight and then to obese, the likelihood of being anaemic decreases. Interestingly, the respondents with ‘Normal’ BMI (OR: 0.81; CI: 0.769–0.817) have a higher chance of being anaemic than ‘Obese’ BMI. (OR: 0.70; CI: 0.681–0.714) The perplexity of anaemia with better BMI (only in the case of Normal BMI) is observed. The respondents who frequently consume fruits and vegetables are less likely to be anaemic than their counterparts. Model 1 shows that the respondents living in rural areas have 7% more chances of being anaemic than the urban residents.

In Model 2A, further decomposition by intersecting residence and gender reveals that the likelihood of females being anaemic is very high in both urban (OR: 4.60; CI: 4.445–4.764) and rural areas (OR: 4.85; CI: 4.691–5.023) compared to males. However, the probability of being anaemic for rural males (OR: 1.28; CI: 1.232–1.329) is also high compared to urban males but nominal to females in both areas. This shows the vulnerable state of females in terms of health (anaemia) irrespective of place of residence. Model 2B analyses the intersection of caste and place of residence with anaemia. It has been found that the Urban Others (OR: 0.89; CI: 0.867–0.910) respondents are less likely to be anaemic, followed by Urban ST (OR: 0.92; CI: 0.884–0.951), Rural Others (OR: 0.94; CI: 0.917–0.960), Rural SC (OR: 0.99; CI: 0.969–1.019), and Rural ST (OR: 1.21; CI: 0.969–1.019) among all the castes-residence groups. The results reflect that Urban Others are better off than their counterparts in the rural area and also across other residence-social categories. Compared to the Urban SC category, Urban Others (OR: 0.89; CI: 0.867–0.910) and Urban ST (OR: 0.92; CI: 0.884–0.951) areas are less likely to be anaemic. How does wealth or economic status determine health? In other words, if it is assumed that the one with higher income shall have better health and lesser anaemic, then this holds true for model 2C. The intersection of place of residence with various economic groups is examined in model 2C in Table 3, which shows that the probability of anaemia decreases with better economic status in both urban and rural areas. It has been found that among all residence-economic groups, the urban richest (OR: 0.79; CI: 0.748–0.837) is better off than all other categories in urban areas. Similarly, rural richest (OR: 0.89; CI: 0.837–0.939) is better off across all categories in rural areas.

Table 3. Odds ratio of being anaemic in India: Intersection of place of residence with gender, caste, and class

Independent variables		Odds ratio of being anaemic with 95% CI			
		Model 1	Model 2 (Interaction with residence)		
			A	B	C
Gender (Base category: Male)	Female	3.96*** (3.900–4.030)	–	3.97*** (3.903–4.032)	3.97*** (3.902–4.031)
	Poorest	1.26*** (1.240–1.291)	1.26*** (1.239–1.290)	1.26*** (1.237–1.288)	–
Class (Base category: Richest)	Poorer	1.13*** (1.107–1.148)	1.13*** (1.107–1.148)	1.13*** (1.109–1.151)	–
	Middle	1.09*** (1.071–1.108)	1.09*** (1.071–1.108)	1.10*** (1.077–1.114)	–
	Richer	1.05*** (1.031–1.065)	1.05*** (1.032–1.065)	1.05*** (1.037–1.071)	–
	SC	1.07*** (1.060–1.086)	1.07*** (1.060–1.086)	–	1.07*** (1.060–1.086)
Caste (Base category: Other castes)	ST	1.25*** (1.229–1.265)	1.25*** (1.228–1.265)	–	1.25*** (1.229–1.266)
	Muslim	1.04*** (1.026–1.057)	1.04*** (1.026–1.057)	1.04*** (1.028–1.059)	1.04*** (1.026–1.057)
Religion (Base category: Hindu)	Christian	0.54*** (0.528–0.552)	0.54*** (0.528–0.552)	0.55*** (0.533–0.558)	0.54*** (0.527–0.552)
	Others	0.90*** (0.882–0.923)	0.90*** (0.882–0.923)	0.90*** (0.883–0.924)	0.90*** (0.880–0.920)

(Continued)

Table 3. (Continued)

Independent variables		Odds ratio of being anaemic with 95% CI			
		Model 1	Model 2 (Interaction with residence)		
			A	B	C
Geographical region (Base category: North)	Central	0.77*** (0.758–0.781)	0.77*** (0.758–0.780)	0.77*** (0.760–0.783)	0.77*** (0.758–0.781)
	East	1.24*** (1.219–1.262)	1.24*** (1.219–1.262)	1.24*** (1.224–1.266)	1.24*** (1.219–1.262)
	North East	0.82*** (0.805–0.837)	0.82*** (0.805–0.838)	0.83*** (0.809–0.842)	0.82*** (0.805–0.837)
	West	1.01 (0.994–1.030)	1.01 (0.993–1.030)	1.01 (0.992–1.029)	1.01 (0.995–1.032)
	South	0.81*** (0.791–0.819)	0.80*** (0.791–0.819)	0.81*** (0.792–0.819)	0.81*** (0.792–0.820)
	Age group (Base category: 15–19)	20–29	0.96*** (0.944–0.971)	0.96*** (0.943–0.971)	0.96*** (0.943–0.970)
30–39		0.94*** (0.925–0.954)	0.94*** (0.924–0.953)	0.94*** (0.925–0.954)	0.94*** (0.925–0.953)
40–49		0.96*** (0.947–0.979)	0.96*** (0.946–0.978)	0.96*** (0.947–0.979)	0.96*** (0.947–0.980)
Education (Base category: No schooling)		Primary	1.00 (0.979–1.012)	0.99 (0.978–1.011)	0.99 (0.978–1.012)
	Secondary	0.95*** (0.941–0.967)	0.95*** (0.939–0.965)	0.95*** (0.941–0.967)	0.95*** (0.941–0.967)
	Higher	0.83*** (0.819–0.851)	0.83*** (0.817–0.849)	0.84*** (0.821–0.852)	0.84*** (0.821–0.852)

(Continued)

Table 3. (Continued)

Independent variables		Odds ratio of being anaemic with 95% CI			
		Model 1	Model 2 (Interaction with residence)		
			A	B	C
Sex of HH head (Base category: Male)	Female	0.98*** (0.965–0.990)	0.98*** (0.965–0.990)	0.98*** (0.966–0.991)	0.98*** (0.964–0.989)
	BMI (Base category: Underweight)	Normal	0.81*** (0.796–0.817)	0.81*** (0.796–0.817)	0.81*** (0.795–0.816)
	Overweight	0.68*** (0.668–0.690)	0.68*** (0.667–0.690)	0.68*** (0.667–0.690)	0.68*** (0.667–0.690)
	Obese	0.70*** (0.681–0.714)	0.70*** (0.680–0.713)	0.70*** (0.680–0.713)	0.70*** (0.681–0.714)
Frequently takes fruit and vegetables (Base category: No)	Yes	0.99 (0.983–1.002)	0.99 (0.983–1.002)	0.99 (0.982–1.002)	0.99 (0.983–1.003)
Frequently takes egg/fish/meat (Base category: No)	Yes	1.02*** (1.012–1.034)	1.02*** (1.012–1.034)	1.02*** (1.011–1.033)	1.02*** (1.012–1.034)
Residence (Base category: Urban)	Rural	1.07*** (1.059–1.085)	– –	– –	– –
Residence-gender intersection (Base category: Urban-Male)	Urban Female	–	4.60*** (4.445–4.764)	–	–
	Rural Male	–	1.28*** (1.232–1.329)	–	–
	Rural Female	–	4.85*** (4.691–5.023)	–	–

(Continued)

Table 3. (Continued)

Independent variables		Odds ratio of being anaemic with 95% CI		
		Model 1	Model 2 (Interaction with residence)	
			A	B
Residence-caste intersection (Base category: Urban-SC)	Urban ST	-	0.92***	-
			(0.884–0.951)	
	Urban Others	-	0.89***	-
			(0.867–0.910)	
	Rural SC	-	0.99	-
		(0.969–1.019)		
	Rural ST	-	1.21***	-
			(1.174–1.237)	
	Rural Others	-	0.94***	-
			(0.917–0.960)	
Residence-class intersection (Base category: Urban-Poorest)	Urban Poorer	-	-	0.91***
				(0.853–0.968)
	Urban Middle	-	-	0.90***
				(0.846–0.950)
	Urban Richer	-	-	0.85***
				(0.807–0.904)
	Urban Richest	-	-	0.79***
			(0.748–0.837)	
	Rural Poorest	-	-	1.09***
				(1.035–1.154)
	Rural Poorer	-	-	0.97
				(0.922–1.028)
	Rural Middle	-	-	0.93**
				(0.885–0.988)

(Continued)

Table 3. (Continued)

Independent variables	Odds ratio of being anaemic with 95% CI			
	Model 1	Model 2 (Interaction with residence)		
		A	B	C
Rural Richer	–		–	0.90*** (0.849–0.949)
Rural Richest	–		–	0.89*** (0.837–0.939)
Constant	0.41*** (0.396–0.421)	0.36*** (0.342–0.372)	0.46*** (0.446–0.480)	0.51*** (0.478–0.538)
Observations (n)	787,292			

Model 1 includes place of residence as a covariate and finds it to be significant; Model 2 considers the intersection of residence with gender (Model 2A), caste (Model 2B), and class (Model 2C)

Source: Calculated from NFHS-5 data.

* $P < 0.1$.

** $P < 0.05$.

*** $P < 0.01$.

Therefore, the rural poorest (OR: 1.09; CI: 1.035–1.154) category is more likely to be anaemic than any other residence-income group. This displays the combined effect of income and place of residence on the prevalence of anaemia. The results suggest that gender, place of residence, income, and social group among all the variables affect the sampled respondents' anaemia level significantly.

Discussion

The present study has delineated the prevalence of anaemia among people belonging to different classes, social strata, caste affiliations, and genders within India. Utilising recent NFHS-5 data, the study employed bivariate cross-tabulations and binary logistic regression models to analyse the prevalence of anaemia and its association with socio-economic dimensions, demographic indicators, and geographical location. The present study highlights that women belonging to ST and SC communities, particularly those in lower economic classes, exhibit a higher likelihood of suffering from anaemia compared to other social groups. Therefore, the result of this present study shows an unequal prevalence of anaemia suggesting higher health inequity among the different social groups in India. The STs (also known as Tribals, Indigenous people, and Adivasis) and the SCs (also known as Dalits) are the most socio-economically disadvantaged communities who share a disproportionate burden of anaemia in India. The high prevalence of anaemia among the ST and SC population in India follows the trend of the earlier studies (Arlappa *et al.*, 2010; Kaur *et al.*, 2018; Ghosh, 2023). The Muslim population have a higher prevalence of anaemia compared to the Hindus, Christians, and other religious groups. The higher prevalence of anaemia among Muslims has also been found in the previous studies (Sekhar, 2021). The health of Muslim communities is affected by poverty, inadequate services like clean water, healthcare, and sanitation. The Sachar Committee Report (2006) reveals limited education, social security access, employment opportunities, visibility, and identity-based discrimination among Muslims, especially Muslim women, leading to poor health outcomes (Parveen, 2014). On the other hand, class and gender have remained significant determinants of the prevalence of anaemia in India. The present study confirms that economically poor households are more likely to suffer from anaemia than those with better economic states and people with a higher level of education are comparatively less prone to anaemia (Mog *et al.*, 2023). Furthermore, building upon prior research (Biradar, 2022; Ghosh, 2023; Ghosh *et al.*, 2023; Sharif *et al.*, 2023), the present study identifies class, caste, gender, religion, education, female-headed household, and BMI as significant determinants of anaemia prevalence in India. The present study also identifies geographical location and place of residence as determinants of anaemia in India, indicating that the rural poor women are particularly susceptible. The percentage share of the female population in the total anaemic patients remained significantly higher than the male population. Interestingly, female-headed households have less prevalence of anaemia than male-headed households. This result is similar to the previous study's findings, which show that female-headed households are associated with better nutritional and health outcomes than male-headed households in India (Gaiha & Kulkarni, 2005). It is argued that women in the female-headed households are more empowered with a greater voice in financial decision-making at the household level (Abbas *et al.*, 2021; Ghosh & Vinod, 2017). Female-headed households experience higher decision-making autonomy and stronger social support networks, potentially reducing anaemia prevalence through improved nutrition, healthcare access, and other factors such as education, labour force participation, and healthcare utilisation (Annan *et al.*, 2021; Vijay & Patel, 2021). Furthermore, women's autonomy in matters of fertility decisions is correlated with better health outcomes, while early marriages often result in adverse effects such as frequent pregnancies and low birth weights ultimately leading to ill health among women (Gaiha & Kulkarni, 2005).

The result of the present study shows that women are more anaemic than men is consistent with other studies on anaemia carried out in India and different parts of the world

(Didzun *et al.*, 2019; Kumar *et al.*, 2021). However, there exists a problematic inclination towards generalizing all women as a unified and homogeneous group, disregarding the diverse inequalities in health status and social realities experienced by women of different races, classes, sexual preferences, and geopolitical backgrounds, thereby necessitating the rejection of the notion of 'universal sisterhood' (Doyal, 1995). In this regard, the theory of intersectionality is important to understand the ways in which different intersections of socio-economic and geographical identity combine together and determine health and illness among women in different stratas of the society. Indian society is marked by significant stratification based on caste, class, gender, ethnicity, and religion (Khamis *et al.*, 2012; Patnaik & Jha, 2020). These intersecting social identities shape individuals' experiences and quality of life, determining privileges and oppressions (Weber, 2010). Social inequalities result in exclusion, discrimination, and inequitable access to healthcare, limiting utilization of services and contributing to poor health outcomes in India (Borooah, 2010; Das *et al.*, 2022). Therefore, women's marginalized position and subordination must be understood and linked with the caste and ethnicity question within the feminist discourse in India (Guru, 1995; Chakravarti, 2018). Therefore, the present study analysed the intersections of caste, class, and gender to understand the prevalence of anaemia in the Indian context. The results indicate that SC and ST women, especially those in the lowest economic strata, are more vulnerable and likely to have the highest anaemia prevalence rate compared to their counterparts.

There is a broad consensus that anaemia serves as a significant indicator of inadequate nutrition and overall poor health. Additionally, anaemia is closely connected to the five global nutrition targets, namely stunting, low birth weight, childhood overweight, exclusive breastfeeding, and wasting (WHO, 2014). A broad spectrum of socioeconomic factors, such as discrimination based on gender norms or race, lack of sufficient income, low education level, poor living conditions, and inadequate access to water, sanitation, and hygiene, significantly contribute to the prevalence of anaemia (WHO, 2017). Therefore, the underprivileged population groups with a lower level of education, limited access to healthcare services, and inadequate dietary diversity are more prone to being anaemic (Yadav *et al.*, 2021).

It has been found in the present study that the socially disadvantaged groups (ST and SC) who live in rural areas are more like to be anaemic than others. Studies have observed that women in the reproductive age groups from the STs and SC communities who are poor and live in rural areas have a higher prevalence of anaemia (Biradar, 2022). This trend has been consistent through nationally representative data NFHS-2 (1998–1999), NFHS-3 (2005–2006) (Balarajan *et al.*, 2013), and NFHS-5 (2019–2021) (Sharif *et al.*, 2023). Studies have observed a similar pattern that the under-five aged children of STs communities are found to have the highest prevalence of anaemia than other children in NFHS-3 (2005–2006) (Vart *et al.*, 2015). This trend of a high prevalence of anaemia among ST children remained unchanged for the next ten years as observed from NFHS-4 (2015–2016) (Ghosh, 2023). Therefore, the finding of the present study confirms previous research indicating a greater prevalence of malnutrition, morbidity, and anaemia among indigenous populations and socio-economically disadvantaged groups in India, attributed to factors such as poverty, restricted access to food and healthcare, poor nutritional and health status, limited educational opportunities, and reduced healthcare utilisation among mothers (Ghosh, 2023; Maity, 2017; Maharatna, 2011; Ghosh *et al.*, 2023). These conditions lead to a higher prevalence of anaemia among women from socio-economically disadvantaged ST and SC communities in India.

In India, anaemia is highly associated with caste identity (Kaur *et al.*, 2018), even after accounting for demographic factors, including adult education and household wealth (Vart *et al.*, 2015). In addition, the socioeconomic inequities manifested in caste, class, and gender differentials determine the availability, utilization, and affordability of health services in India (Baru *et al.*, 2010). Consequently, there are significant differences among different population groups in health status determined by caste, class, and regional inequalities (Jungari & Chauhan, 2017).

The SCs and STs constitute most socio-economically marginalised populations, facing exclusion, widespread poverty, landlessness, precarious employment, and discrimination at

multiple levels for being at the bottom of the social stratification of Indian society (Das *et al.*, 2022; Baru *et al.*, 2010; Patel *et al.*, 2018). This exclusionary process revolves around social relationships and institutions, perpetuating the marginalisation, isolation, and deprivation of certain communities in terms of political participation, civil rights, and socio-cultural and economic opportunities (Thorat, 2002; Throat, 2013). In India, a significant portion of the SC and STs population resides in rural areas and works as landless agricultural labourers (Baru *et al.*, 2010). These communities often face poverty, as they fall below the poverty line (Patnaik & Jha, 2020). Furthermore, they experience marginalisation in terms of access to basic social and physical amenities within their households (Srinivasan & Mohanty, 2004). Consequently, the SC and STs population endure multiple social and economic inequalities compared to other communities in India (Das *et al.*, 2022). The exclusion resulting from their social identities also leads to social vulnerability, limiting their access to healthcare services and contributing to health disparities and overall poor health outcomes (Borooah, 2010; Fiorati *et al.*, 2016; Patnaik & Jha, 2020). The disadvantaged caste groups are exposed to poor living conditions, poor diets, adverse caste-based discrimination, and limited access to health care and food supplements. Therefore, they are more vulnerable to infectious diseases and iron deficiency, significantly increasing anaemia (Vart *et al.*, 2015). However, it has been found that within these two marginalised groups, the ST population has been suffering from adverse health outcomes in terms of anaemia than the SC communities in India. It has also been confirmed in the study by Maity (2017) that the STs consistently performed poorly in the prevalence of anaemia and utilisation of healthcare services such as the use of modern contraceptives, antenatal and postnatal healthcare, and child immunisation. The STs in India have experienced greater marginalisation due to the lack of political mobilisation and leadership and a slower poverty alleviation rate compared to the SC population (Xaxa, 2001; Maharatna, 2011). Therefore, it is clear from the above discussion that intersections of multiple factors such as caste, class, gender, and place of residence significantly determine 'who is anaemic in India'.

Limitations and strengths of the study

While diligent efforts have been made, the present study acknowledges certain limitations, particularly in relation to methodological issues. Firstly, a debate revolves around whether Hb concentration in capillary blood is better suited for measuring Hb than venous blood. A few studies suggest that Hb levels obtained from capillary samples may be higher than those from venous samples, potentially leading to false-negative outcomes (De la Cruz-Góngora *et al.*, 2022; Garcia-Casal *et al.*, 2023). However, the NFHS and other DHS surveys worldwide collect capillary blood samples from a finger prick, considering its convenience, affordability, and user-friendliness. Secondly, the study's limitations include its reliance on cross-sectional rather than cohort data, limiting the ability to establish causality relationships, and only allowing for identifying associations. Thirdly, given the absence of a fieldwork-based qualitative dataset to supplement this study, there are limitations in comprehensively understanding social dynamics and power relations in everyday lives, cultural practices, and the intricate interplay of various factors influencing the prevalence of anaemia.

Nevertheless, the paper has humbly justified addressing the prevalence of anaemia in India vis-à-vis health inequity. The present study only prioritised the intersection of the three prominent variables – class, caste, and gender – but also prioritised other relevant variables such as age, urban-rural, religion, and food habits in determining the prevalence of anaemia. Such variables are an instrumental part of the diverse culture of India. Therefore, the intersectionality approach with the applicability of all these variables has been adopted in this study. Consequently, the paper deduces the homogeneity of entities at different levels, thus minimising the demerits of intersectionality by addressing the disparity between well-defined groups and within the group. Thus, the paper contributes to the literature on the prevalence of anaemia in India by employing an intersectionality framework alongside quantitative health data.

Conclusion

One of the most critical indications of a nation's social well-being and justice can be assessed by the state of health (in)equity among the different sections of society. However, the growing evidence suggests that the inequities in health and other socio-economic indicators have been widened across different population groups in India. The present study sheds light on the complex interplay of various factors, such as caste, class, gender, and place of residence, in determining 'who is anaemic in India'. The study underscores that the high prevalence rate of anaemia among the SC and ST has remained a significant challenge in India. It has been found that economic class, caste and gender identity, and place of residence significantly determine the prevalence of anaemia in India. The existing social and economic inequalities determine the varied prevalence of anaemia across different social groups, genders, regions, and urban and rural dwellers in India. The present study highlights that the SC and ST women who are economically marginalised and live in the rural parts of the country share a disproportionate burden of anaemia. Consequently, comprehending the intersections of various social positions and privileges tied to socio-political identities becomes imperative in analysing the prevalence of diseases such as anaemia, thereby facilitating the formulation of effective policy measures. In India, the current approach of the state to eradicate anaemia focuses primarily on promoting antenatal care and the use of iron and folic acid supplements. However, this one-size-fits-all measure ignores the social context of the disease. It overlooks the importance of implementing a food-based approach to provide local nutritious foods with multiple nutritional benefits. Therefore, a comprehensive understanding of the prevalence and determinants of anaemia from a theoretical intersectionality perspective is crucial for crafting inclusive policy interventions to address the disparities in anaemia prevalence and improve the health outcomes of marginalised communities. This paper undertakes a significant endeavour to identify demographic groups with elevated anaemia prevalence, which is crucial for implementing policy-level interventions given India's diverse demographics and geography. In addition, it is also important to strengthen the public distribution system and nutrition and supplement programmes at public institutions and household levels. There is a serious need to ensure food security and primary healthcare across class, caste, and gender, along with ensuring proper employment to women from marginalised communities with a focus on inclusive development so that no one is left behind.

Data availability statement. The paper is based on National Family Health Survey data, which is the Indian version of the DHS Program, and is publicly accessible to registered users.

Acknowledgements. The researchers express their sincere gratitude for the insightful comments and valuable suggestions offered by the anonymous reviewers of the Journal of Biosocial Sciences. The suggestions have significantly enhanced the quality of the paper.

Funding statement. This study did not receive any funding from any agency.

Competing interests. There are no known conflicts of interest/competing interests to declare.

Ethical standard. This paper uses the secondary data from the NFHS-5 conducted by the International Institute for Population Sciences in Mumbai, under the guidance of the Ministry of Health and Family Welfare, Government of India. This survey received approval from the IERB at IIPS, Mumbai, India, as well as the ICF International Review Board. The survey ensured that participants provided written consent before being interviewed and confidentiality was strictly upheld ensuring the anonymity of survey respondents (IIPS and ICF International Inc., 2021).

References

- Abalkhail B and Shawky S** (2002) Prevalence of daily breakfast intake, iron deficiency anaemia and awareness of being anaemic among Saudi school students. *International Journal of Food Sciences and Nutrition* **53**(6), 519–528.
- Abbas S, Isaac N, Zia M, Zakar R and Fischer F** (2021) Determinants of women's empowerment in Pakistan: evidence from Demographic and Health Surveys, 2012–13 and 2017–18. *BMC Public Health* **21**(1), 1–14.

- Acharya SS** (2022) Persistent Inequalities in Health—Contextualising the Neglect of Ambedkar’s Contribution. In Kale RK Sanghmitra and Acharya SS (Eds) *Mapping Identity-Induced Marginalisation in India: Inclusion and Access in the Land of Unequal Opportunities*. Singapore: Springer Nature Singapore.
- Alvarez-Uria G, Naik PK, Midde M, Yalla PS and Pakam R** (2014) Prevalence and severity of anaemia stratified by age and gender in rural India. *Anaemia* **2014**, 176182.
- Annan J, Donald A, Goldstein M, Martinez PG and Koolwal G** (2021) Taking power: women’s empowerment and household well-being in Sub-Saharan Africa. *World Development* **140**, 105292.
- Arlappa N, Balakrishna N, Laxmaiah A and Brahmam GNV** (2010) Prevalence of anaemia among rural pre-school children of West Bengal, India. *Annals of Human Biology* **37**(2), 231–242.
- Balarajan Y, Fawzi W and Subramanian S** (2013) Changing pattern of social inequalities in anaemia among women in India: cross sectional study using nationally representative data. *BMJ Open*, **3**, e002233
- Baru R, Acharya A, Acharya S, Kumar A and Nagaraj K** (2010) Inequities in access to health services in India: caste, class and region. *Economic and Political Weekly* **45**(38), 49–58.
- Bharati P, Shome S, Chakrabarty S, Bharati S and Pal M** (2009) Burden of anemia and its socioeconomic determinants among adolescent girls in India. *Food and Nutrition Bulletin* **30**(3), 217–226.
- Bharati S, Pal M and Bharati P** (2020) Prevalence of anaemia among 6- to 59-month-old children in India: the latest picture through the NFHS-4. *Journal of Biosocial Science* **52**(1), 97–107.
- Biradar R** (2022) Anaemia status of preconception young married women in India. *Journal of Biosocial Science* **54**(4), 672–681.
- Borooh V** (2010) Inequality in health outcomes in India: the role of caste and religion. In Thorat S and Newman KS (Eds). *Blocked by Caste: Economic Discrimination in Modern India*. Oxford: Oxford University Press.
- Carastathis A** (2014) The concept of intersectionality in feminist theory. *Philosophy Compass* **9**(5), 304–314.
- Chakravarti U** (2018) *Gendering Caste: Through a Feminist Lens*. New Delhi: SAGE Publications Pvt. Limited.
- Cole ER** (2009) Intersectionality and research in psychology. *American Psychologist* **64**(3), 170.
- Crenshaw K** (1989) Demarginalizing the intersection of race and sex: a black feminist critique of antidiscrimination doctrine, feminist theory, and antiracist politics. *Feminist Legal Theory* **1989**, 57–80.
- Daru J** (2022) Sustainable development goals for anaemia: 20 years later, where are we now?. *The Lancet Global Health* **10**(5), e586–e587.
- Das B, Hossain M and Roy PB** (2022) Caste, social inequalities and maternal healthcare services in India: evidence from the national family and health survey. *Contemporary Voice of Dalit* OnlineFirst. 1–28. <https://doi.org/10.1177/2455328X2211256>
- De M, Halder A, Chakraborty T, Das U, Paul S, De A, Banerjee J, Chatterjee T and De S** (2011) Incidence of anaemia and effect of nutritional supplementation on women in rural and tribal populations of eastern and north-eastern India. *Hematology* **16**(3), 190–192.
- De la Cruz-Góngora V, Méndez-Gómez-Humarán I, Gaona-Pineda EB, Shamah-Levy T and Dary O** (2022) Drops of capillary blood are not appropriate for hemoglobin measurement with point-of-care devices: a comparative study using drop capillary, pooled capillary, and venous blood samples. *Nutrients* **14**(24), 5346.
- Didzun O, De Neve JW, Awasthi A, Dubey M, Theilmann M, Bärnighausen T, Vollmer S and Geldsetzer P** (2019) Anaemia among men in India: a nationally representative cross-sectional study. *The Lancet Global Health* **7**(12), e1685–e1694.
- Dill BT and Zambrana RE** (2020) Critical thinking about inequality: an emerging lens. In McCann C, Kim SK and Ergun E (Eds) *Feminist Theory Reader*. New York: Routledge.
- Doyal L** (1995) *What Makes Women Sick: Gender and the Political Economy of Health*. London: Macmillan Press Limited.
- Fiorati RC, Arcêncio RA and Souza LBD** (2016) Social inequalities and access to health: challenges for society and the nursing field. *Revista Latino-Americana de Enfermagem* **24**, e2687.
- Gaiha R and Kulkarni V** (2005) Anthropometric failure and persistence of poverty in rural India. *International Review of Applied Economics* **19**(2), 179–197.
- García-Casal MN, Dary O, Jefferds ME and Pasricha SR** (2023) Diagnosing anemia: challenges selecting methods, addressing underlying causes, and implementing actions at the public health level. *Annals of the New York Academy of Sciences* **1524**(1), 37–50.
- Ghosal J, Bal M, Ranjit M, Das A, Behera MR, Satpathy SK, Dutta A and Pati S** (2023) To what extent classic socio-economic determinants explain trends of anaemia in tribal and non-tribal women of reproductive age in India? Findings from four National Family Health Surveys (1998–2021). *BMC Public Health* **23**(1), 856.
- Ghosh P** (2023) Determinants and transition of anaemia among under-five children from different social groups in India from 2005–06 to 2015–16. *Social Science and Medicine* **320**, 115702.
- Ghosh P** (2023b) Undernutrition among the children from different social groups in India: prevalence, determinants, and transition over time (2005–2006 to 2019–2021). *Journal of Racial and Ethnic Health Disparities*. <https://doi.org/10.1007/s40615-023-01796-y>
- Ghosh P, Hossain M and Sarkar S** (2023) Inequality among social groups in accessing improved drinking water and sanitation in India: a district-level spatial analysis. *The Professional Geographer* **75**(3), 361–382.
- Ghosh S** (2009) Exploring socioeconomic vulnerability of anaemia among women in Eastern Indian States. *Journal of Biosocial Science* **41**(6), 763–787.

- Ghosh S and Vinod D** (2017) What constrains financial inclusion for women? Evidence from Indian micro data. *World Development* **92**, 60–81.
- Goswami S and Das KK** (2015) Socio-economic and demographic determinants of childhood anemia. *Jornal de Pediatria (Versão em Português)* **91**(5), 471–477.
- Guru G** (1995) Dalit women talk differently. *Economic and Political Weekly* **30**(41/42), 2548–2550.
- Harari L and Lee C** (2021) Intersectionality in quantitative health disparities research: a systematic review of challenges and limitations in empirical studies. *Social Science and Medicine* **277**, 113876.
- Iyer A, Sen G and Östlin P** (2008) The intersections of gender and class in health status and health care. *Global Public Health* **3**(S1), 13–24.
- Jimenez K, Kulnigg-Dabsch S and Gasche C** (2015) Management of iron deficiency anaemia. *Gastroenterology and Hepatology* **11**(4), 241.
- John ME** (2015) Intersectionality: rejection or critical dialogue. *Economic and Political Weekly* **50**(33), 72–76.
- Johnson-Wimbley TD and Graham DY** (2011) Diagnosis and management of iron deficiency anaemia in the 21st century. *Therapeutic Advances in Gastroenterology* **4**(3), 177–184.
- Jungari S and Chauhan BG** (2017) Caste, wealth and regional inequalities in health status of women and children in India. *Contemporary Voice of Dalit* **9**(1), 87–100.
- Kapilashrami A, Hill S and Meer N** (2015) What can health inequalities researchers learn from an intersectionality perspective? Understanding social dynamics with an inter-categorical approach?. *Social Theory Health* **13**, 288–307.
- Kassebaum NJ and GBD 2013 Anaemia Collaborators** (2016) The global burden of anaemia. *Hematology/oncology Clinics of North America* **30**(2), 247–308.
- Kaur S, Bains K and Kaur H** (2018) Anaemia among school-going children in the perspective of socio-economic disparity in Punjab, India. *Journal of Applied and Natural Science* **10**(1), 230–235.
- Khamis M, Prakash N and Siddique Z** (2012) Consumption and social identity: evidence from India. *Journal of Economic Behavior and Organization* **83**(3), 353–371.
- Kotecha PV** (2011) Nutritional anaemia in young children with focus on Asia and India. *Indian Journal of Community Medicine: Official Publication of Indian Association of Preventive and Social Medicine* **36**(1), 8–16.
- Kumar P, Sharma H and Sinha D** (2021) Socio-economic inequality in anaemia among men in India: a study based on cross-sectional data. *BMC Public Health* **21**, 1–12.
- Mahapatro S, James K and Mishra U** (2021) Intersection of class, caste, gender and unmet healthcare needs in India: Implications for health policy. *Health Policy OPEN* **2**, 1–8.
- Maharatna A** (2011) How can “beautiful” be “backward”? Tribes of India in a long-term demographic perspective. *Economic and Political Weekly* **46**(4), 42–52.
- Maity B** (2017) Comparing health outcomes across scheduled tribes and castes in India. *World Development* **96**, 163–181.
- Menon N** (2015) Is feminism about “women” a critical view on intersectionality from India. *Economic and Political Weekly* **50**(17), 37–44.
- Milman N** (2011) Anaemia: still a major health problem in many parts of the world. *Annals of Hematology* **90**(4), 369–377
- Mishra A** (2017) Putting the ‘social’ back in: social determinants of health as a methodological lens. In Nambiar D and Muralidharan A (Eds.), *The Social Determinants of Health in India* (pp. 21–33). Singapore: Springer.
- Mog M, Neogi D, Bharadwaj M, Panda B and Sil A** (2023) Prevalence and factors associated with anaemia in married women of reproductive age group: evidence from North East India. *Journal of Biosocial Science* **55**(3), 425–437.
- Mukhopadhyay S** (2015) The intersection of gender, caste and class inequalities in child nutrition in rural India. *Asian Population Studies* **11**(1), 17–31.
- Nagarajan R** (2023) NFHS-6 not to measure anaemia as experts point out method is faulty. The Times of India. <https://timesofindia.indiatimes.com/india/nfhs-6-not-to-measure-anaemia-as-experts-point-out-method-is-faulty/articleshow/100538418.cms?from=mdr>
- Nair R and Vollhardt J R** (2020) Intersectionality and relations between oppressed groups: Intergroup implications of beliefs about intersectional differences and commonalities. *Journal of Social Issues* **76**(4), 993–1013.
- NFHS (2019–2021) India Fact Sheet: National Family and Health Survey-5**. Mumbai: International Institute for Population Sciences.
- NFHS (2019) Clinical, Anthropometric and Biochemical (Cab) Manual 2019–2020**. Mumbai: International Institute for Population Sciences.
- Nguyen P H, Scott S, Avula R, Tran L M and Menon P** (2018) Trends and drivers of change in the prevalence of anaemia among 1 million women and children in India, 2006–2016. *BMJ Global Health* **3**(5), 1–12.
- Para-Medina D and Weber L** (2003) Intersectionality and women’s health: charting a path to eliminating health disparities. In Texler Segal M, Demos V and Kronenfeld J J (Eds.), *Gender Perspectives on Health and Medicine*. Bingley: Emerald Group Publishing Limited.
- Parveen G** (2014) Muslim women in India: problems and prospects. *The Indian Journal of Political Science* **75**(2), 305–314.
- Patel P, Das M and Das U** (2018) The perceptions, health-seeking behaviours an access of scheduled caste women to maternal health services in Bihar, India. *Reproductive Health Matters* **26**(54), 114–125.

- Patnaik S and Jha S** (2020) Caste, class and gender in determining access to energy: a critical review of LPG adoption in India. *Energy Research & Social Science* **67**, 101530.
- Purdie-Vaughns V and Eibach R P** (2008) Intersectional invisibility: the distinctive advantages and disadvantages of multiple subordinate-group identities. *Sex roles* **59**(5), 377–391.
- Rahman M M, Abe S K, Rahman M S, Kanda M, Narita S, Bilano V, Ota E, Gilmour S and Shibuya K** (2016) Maternal anaemia and risk of adverse birth and health outcomes in low-and middle-income countries: systematic review and meta-analysis. *The American journal of clinical nutrition* **103**(2), 495–504.
- Rege S** (1998) Dalit women talk differently: a critique of 'difference' and towards a Dalit feminist standpoint position. *Economic and Political Weekly* **33**(44), WS39–WS46.
- Rohisha I K, Jose T T and Chakrabarty J** (2019) Prevalence of anaemia among tribal women. *Journal of Family Medicine and Primary Care* **8**(1), 145.
- Roy M, Bhatta T and Burnette J D** (2020) Intersectional effects of gender, education, and geographic region on functional health disparities among older adults in India. *Journal of Aging and Health* **32**(9), 1188–1197.
- Rush D** (2000) Nutrition and maternal mortality in the developing world. *The American Journal of Clinical Nutrition* **72**(1), 212S–240S.
- Sedlander E, Talegawkar S, Ganjoo R, Ladwa C, DiPietro L, Aluc A and Rimal R N** (2021) How gender norms affect anaemia in select villages in rural Odisha, India: a qualitative study. *Nutrition* **86**, 111159.
- Sekhari P S** (2021) Health and nutrition: malnutrition and anaemia. In Sudhir G, Bari M A, Khan AU and Shaban A (Eds.), *Muslims in Telangana: Dynamics of Asian Development* (pp.147–169). Singapore: Springer.
- Sen A** (2002) Why health equity? *Health Economics* **11**(8), 659–666.
- Sen G, Iyer A and Mukherjee C** (2009) A methodology to analyse the intersections of social inequalities in health. *Journal of Human Development and Capabilities* **10**(3), 397–415.
- Shaikh M, Miraldo M and Renner AT** (2018) Waiting time at health facilities and social class: evidence from the Indian caste system. *Plos one* **13**(10), e0205641.
- Sharif N, Das B and Alum A** (2023) Prevalence of anaemia among reproductive women in different social group in India: cross sectional study using nationally representative data. *Plos one* **18**(2), e0281015.
- Sidhu S, Kumari K and Uppal M** (2002) Prevalence of anaemia in schedule caste preschool children of Punjab. *Indian Journal of Medical Sciences* **56**(5), 218–221.
- Singh A, Ram S, Singh S and Tripathi P** (2022) Prevalence and determinants of anaemia among men in rural India: evidence from a nationally representative survey. *Plos Global Public Health* **2**(12), e0001159.
- Srinivasan K and Mohanty S K** (2004) Deprivation of basic amenities by caste and religion: empirical study using NFHS data. *Economic and Political Weekly* **39**(7), 728–735.
- Subramanian S V, Ackerson L K, Subramanyam M A and Sivaramakrishnan K** (2008) Health inequalities in India: the axes of stratification. *The Brown Journal of World Affairs* **14**(2), 127–138.
- Sudhagandhi B, Sundaresan S, William W E and Prema A** (2011) Prevalence of anaemia in the school children of Kattankulathur, Tamil Nadu, India. *International Journal of Nutrition, Pharmacology, Neurological Diseases* **1**(2), 184–188.
- Swaminathan S, Ghosh S, Varghese J S, Sachdev H S, Kurpad A V and Thomas T** (2019) Dietary iron intake and anemia are weakly associated, limiting effective iron fortification strategies in India. *The Journal of Nutrition* **149**(5), 831–839.
- Thomas D, Chandra J, Sharma S, Jain A and Pemde H K** (2015) Determinants of nutritional anemia in adolescents. *Indian Pediatrics* **52**, 867–869.
- Thorat S** (2002) Oppression and denial: Dalit discrimination in the 1990s. *Economic and Political Weekly* **37**(6), 572–578.
- Thorat S** (2013) *Caste, Social Exclusion and Poverty: Concept, Measurement and Empirical Evidences*. New Delhi: Critical Quest.
- Uddin J, Acharya S, Valles J, Baker E H and Keith V M** (2020) Caste differences in hypertension among women in India: diminishing health returns to socioeconomic status for lower caste groups. *Journal of Racial and Ethnic Health Disparities* **7**(5), 987–995.
- Vart P, Jaglan A and Shafique K** (2015) Caste-based social inequalities and childhood anaemia in India: results from the National Family Health Survey (NFHS) 2005–2006. *BMC Public Health* **15**(1), 1–8.
- Vijay J and Patel K K** (2021) Recommendations to scale up dietary diversity data at household and individual level in India. *Diabetes & Metabolic Syndrome: Clinical Research & Reviews* **15**(6), 102310.
- Weber L** (2010) *Defining contested concepts*. In *Understanding race, class, gender and sexuality: A conceptual framework*. New York: Oxford University Press.
- World Health Organization** (2001) *Iron Deficiency Anaemia: Assessment, Prevention and Control: A Guide for Programme Managers*. New York City: United Nations Children's Fund, United Nations University, and World Health Organization.
- World Health Organization** (2014) *Global Nutrition Targets 2025: Anaemia Policy Brief (WHO/NMH/NHD/14.4)*. Geneva: World Health Organization.
- World Health Organization** (2017) *Nutritional anaemias: tools for effective prevention and control*. Geneva: World Health Organization.

- World Health Organization** (2020) *Global Anaemia Reduction Efforts Among Women of Reproductive Age: Impact, Achievement of Targets and The Way Forward for Optimizing Efforts*. Geneva: World Health Organization.
- Xaxa V** (2001) Protective discrimination: why scheduled tribes lag behind scheduled castes. *Economic and Political Weekly* **36**(29), 2765–2772.
- Yadav U K, Ghimire P, Amatya A and Lamichhane A** (2021) Factors associated with anaemia among pregnant women of underprivileged ethnic groups attending antenatal care at provincial level hospital of Province 2, Nepal. *Anaemia* **2021**, 8847472.
- Yuval-Davis N** (2006) Intersectionality and feminist politics. *European Journal of Women's Studies* **13**(3), 193–209.