

D/Max-B Series with IBM System/2

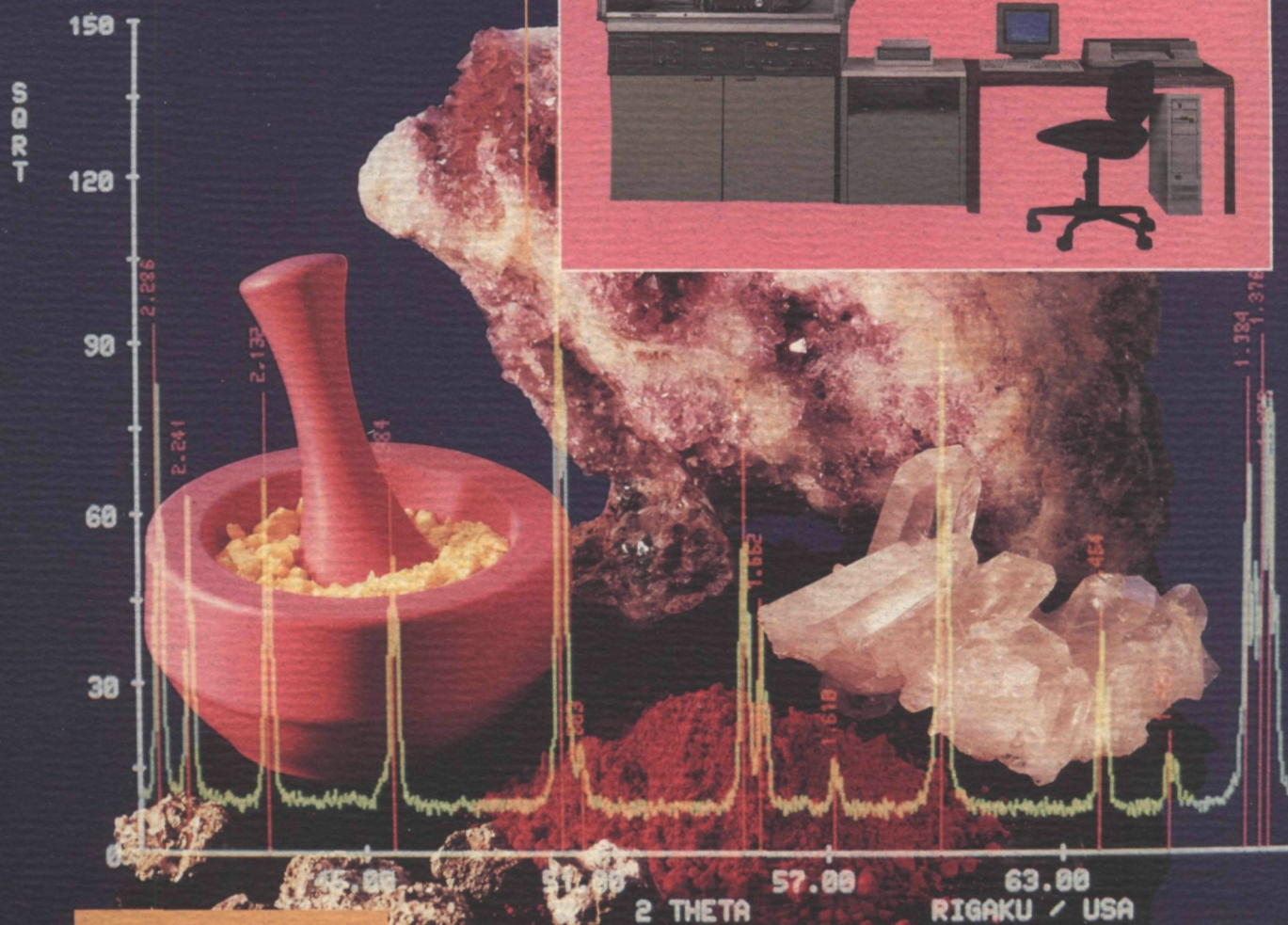
...the most complete
self-contained,
x-ray diffraction
system available!

Rigaku's D/Max-B Series utilizes a high-speed, high capacity microprocessor controller, and a variety of computers ranging from the IBM System/2 all the way through DEC's MICROVAX Series. This system features:

- Computer aided alignment
- Self diagnostics
- Full color graphics
- Software with a full line of data processing programs

The D/Max-B Series is a complete x-ray diffraction system that will satisfy all your technical requirements without devastating your entire budget!

X-ray... our only business!



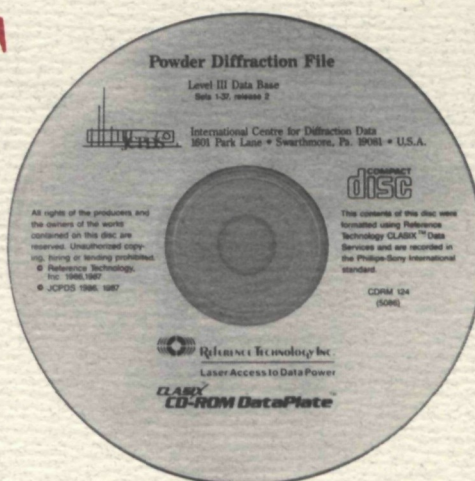
Rigaku

Rigaku/USA, Inc. • Northwoods Business Park • Suite #190
200 Rosewood Drive • Danvers, Massachusetts 01923 • (617) 777-2446

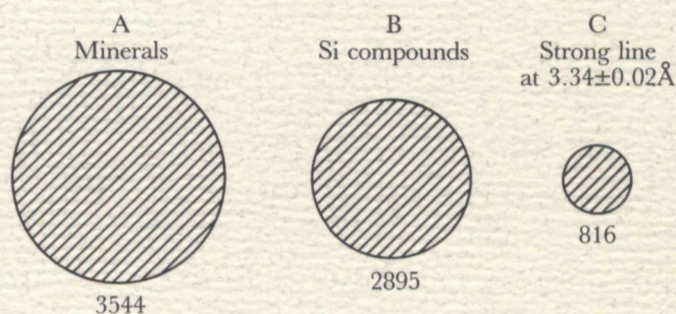
PD25

PC-PDF

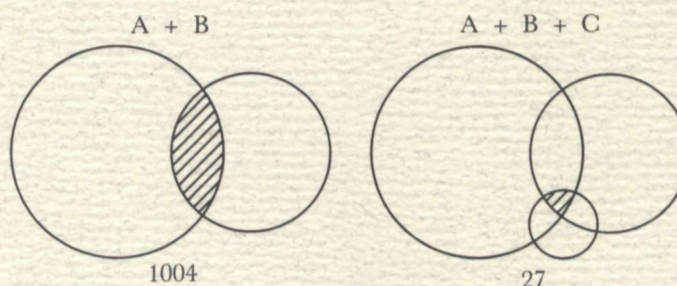
The Powder Diffraction File on CD-ROM



Search on key fields within the data base.



Search on combinations of fields.




Display results within seconds.

PC-PDF, a low cost personal computer based system, makes the entire Powder Diffraction File available on a single CD-ROM disk ... and, through use of optimum packing and access algorithms, displays results within seconds.

- Use with an IBM-XT or equivalent system.
- Annually updated disks will be made from the full data base and will include all additions and corrections.
- Space saving: One disk contains data equivalent to a file cabinet full of Data Cards.

You can now enhance your present system for search, retrieval and display. For additional descriptive material and ordering information, contact:

JCPDS-International Centre for Diffraction Data
1601 Park Lane, Swarthmore, PA 19081-2389 USA
(215)328-9400 Telex: 847170



PD26