



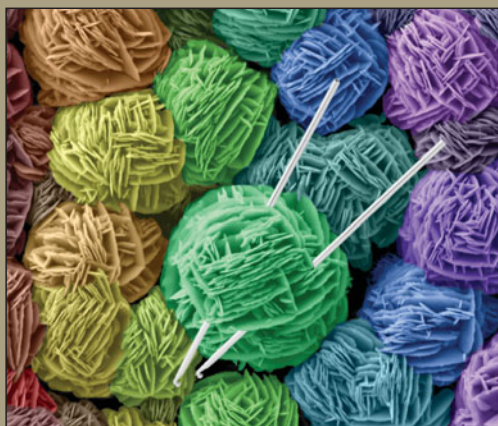
LOOK AGAIN...

Just for Fun!

See if you can find the 8 differences in each set of images.



My grandma's knitting box

VO_x sheets grown on a silicon substrate by chemical vapor deposition.
Sanjay Mathur, University of Cologne, Germany.

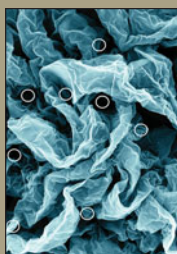



Isolated cell

A 20 x 20 micrometer-sized cancer cell isolated on etched silicon pillars adopts a geometric morphology.
Bryan Kaehr, Sandia National Laboratories, USA.



June 2017 answer key



Answers will be published in the October 2017 issue.

Images on the top were submitted to the Materials Research Society "Science as Art" competition. Images on the bottom were modified in Adobe Photoshop for this "Look Again" activity.