


THE CANADIAN JOURNAL OF NEUROLOGICAL SCIENCES

LE JOURNAL CANADIEN DES SCIENCES NEUROLOGIQUES

| | |
|--|---------|
| ³H Leucine Incorporation Into Myofibrils of Normal and Dystrophic Mouse Skeletal MuscleG. Monckton and H. Marusyk | page 1 |
| Patterns of Motoneuron Dysfunction and Recovery <i>Alan McComas, Adrian Upton and Per Jorgensen</i> | page 5 |
| Polyglycolic Acid Suture in Peripheral Nerve: An Electron Microscopic StudyAlan R. Hudson, Juan M. Bilbao and Daniel Hunter | page 17 |
| Semiology of TremorsP. Molina-Negro and J. Hardy | page 23 |
| Relative Efficacy of Alcohol and Propranolol in Action Tremor <i>A. H. Rajput, H. Jamieson, S. Hirsh and A. Quraishi</i> | page 31 |
| Respiratory Inhibitory ApraxiaE. A. Attack and Leslie Suranyi | page 37 |
| The Dorsomedial Hypothalamic Nucleus in Autonomic and Neuroendocrine HomeostasisLee L. Bernardis | page 45 |
| Simultaneous Recordings of Visual Cortex and Superior Colliculus Field Potentials in the Rabbit <i>Stephane Molotchnikoff, Michel Dubuc and Jean Real Brunette</i> | page 61 |
| Skin Punch Biopsies and Lymphocytes in the Diagnosis of LipidosesC. L. Dolman, P. M. MacLeod and E. Chang | page 67 |
| Ventricular Obstruction Due to Ectasia of the Internal Carotid ArteryA. R. Hudson and C. G. Gonsalves | page 77 |

AKINETON[®]

**works well
in any
Parkinsonism
syndrome,
regardless of
etiology.
Organic or
drug-induced.**



- effective at low daily doses
- reduces rigidity and tremors
- infrequent adverse reactions
- versatile – available in 2mg. tablets and injectable
- can be used concomitantly with other anti-parkinson drugs

I find writing hard

When Parkinson symptoms begin to disable start

AKINETON[®] (biperiden)

In early Parkinsonism, tremor and rigidity of the upper extremities are emotionally debilitating as capacity to write or for self-care are reduced. Start AKINETON early to minimize or relieve symptoms, improve function.

WARNINGS, PRECAUTIONS, ADVERSE REACTIONS: Isolated instances of mental confusion, euphoria, agitation and disturbed behavior have been reported in susceptible patients. Use with caution in manifest glaucoma, prostatism and cardiac arrhythmia. Dry mouth, blurred vision and drowsiness appear infrequently. If gastric irritation occurs, it may be avoided by administering during or after meals. With parenteral administration, mild transient postural hypotension may be evidenced. The only known contraindication is sensitivity to Akineton (biperiden.) **SUPPLIED: Tablets—2 mg. (bisected) Akineton HCl.**



Making Good Medicine Better

Editorial Advisory Board

C. Miller Fisher
Boston

Wilder Penfield
Montreal

J. C. Richardson
Toronto

Donald B. Tower
Bethesda

Frank B. Walsh
Baltimore

Editorial Board

Murray L. Barr
London

Donald W. Baxter
Montreal

Claude Bertrand
Montreal

Guy Courtois
Montreal

A. M. House
St. Johns

John G. Humphrey
Toronto

D. J. MacFayden
Vancouver

Alan J. McComas
Hamilton

Douglas A. McGreal
Toronto

George Monckton
Edmonton

D. G. Montemurro
London

T. P. Morley
Toronto

Dwight Parkinson
Winnipeg

J. W. Phillis
Saskatoon

T. B. Rasmussen
Montreal

Neil B. Rewcastle
Toronto

J. C. Szerb
Halifax

Margaret W. Thompson
Toronto

Leonhard S. Wolfe
Montreal

Editorial Assistants

Jane A. Johnston
Saskatoon

Leon R. Lapointe
Sherbrooke

Associate Editor

André Barbeau
Montreal

Editor

R. T. Ross
Winnipeg

THE EDITORIAL BOARD wishes to publish original work in the basic and clinical neurosciences on the understanding that it has not been and will not be published elsewhere. Review articles on timely subjects will be accepted. Manuscripts should be typed double spaced, on white paper. Each manuscript must include a summary of 100 to 150 words.

Papers will be accepted in French or English. All papers should be accompanied by a short résumé in the other language. The résumé translation will be done by the editorial board if requested.

Papers should be identified only by the full name of the author, or authors, and the name of the place in which the work was done.

ILLUSTRATIONS: Photographs should be unmounted on glossy paper and show magnification scale. They should be marked on the back with figure number, title of paper and name of author.

Diagrams should be in India ink and large enough to be informative after reduction.

All illustrations should be referred to as figures, numbered consecutively, not included in the body of the text and all captions should be typed on a separate piece of paper.

Colored illustrations cannot usually be accepted unless the author is prepared to assist with the cost of reproduction.

REFERENCES: These should follow the Harvard system. Quote the name of the author followed by the date in brackets. i.e. Isacson, (1967). References should be typed in alphabetical order on a separate sheet and include authors name, initials, year, title in full, publication in full, volume, first and last page. i.e. Isacson, P. (1967). Myxoviruses and autoimmunity. *Progress in Allergy*, 10, 256-292.

Textbook references should include name of text, authors name, page number, publisher and city.

REPRINTS: Fifty reprints will be supplied free if ordered when the galley proofs are returned. More may be ordered at a nominal charge. Corrections and changes in the galley proofs,

apart from printer's errors may be charged to the author.

SUBSCRIPTIONS: This journal is issued four times a year. The annual rate is \$20.00 (Canadian); Internes, Residents, Pre- and Post-Doctoral Students, \$10.00 per annum.

ADVERTISING: Enquiries regarding advertising space and rates should be directed to LEX LTD. VANCO PUBLICATIONS, 2 Tremont Crescent, Don Mills, Ontario M3B 2S1.

All communications, manuscripts, subscriptions, etc. should be sent to the Editor at 1516 - 233 Kennedy St., Winnipeg, R3C 3J5, Canada.


COPYRIGHT© 1975 by THE CANADIAN JOURNAL OF NEUROLOGICAL SCIENCES INC. No part of this journal may be reproduced in any form without the prior permission of The Canadian Journal of Neurological Sciences.

Printed by The Public Press Limited, 1760 Ellice Avenue, WINNIPEG, Manitoba R3H 0B6

Mailed under second class registration number 3307. Postage paid at Winnipeg, Man.

**Every leading
pharmaceutical
house has its
own claim to
fame.**

**OURS IS
HEADACHE
THERAPY.**



SANDOZ


Medication for every type of headache.

Vascular headaches

of the migraine type

☐ **CAFERGOT®** tablets
☐ **GYNERGEN®** tablets
and injections

**CLASSIC, COMMON,
OR CLUSTER
MIGRAINE**



◇ **CAFERGOT®-PB**
tablets and
suppositories

**CLASSIC, COMMON,
OR CLUSTER
MIGRAINE**
(accompanied by nervous
tension, nausea and vomiting)



☐ **SANSERT®** tablets


**PROPHYLACTIC
TREATMENT OF
FREQUENT, RECURRING
MIGRAINE HEADACHES**



Non-vascular headaches


◇ **FIORINAL®** and
Ⓝ **FIORINAL® -C**
tablets or capsules

**MUSCLE CONTRACTION
HEADACHE**
(tension headache)



◇ **FIORINAL®** and
Ⓝ **FIORINAL® -C**
tablets or capsules

**ALL OTHER NON-
VASCULAR HEADACHES**
(headaches associated with
dysmenorrhea, sinusitis, febrile
diseases, cold and gripe,
overeating, hangover, etc.)



*Full product information
is available upon request.*

*Please write to the
Medical Services Department
of Sandoz (Canada) Limited,
Dorval, Quebec
for a complimentary copy
of a book entitled
"Headache Therapy" plus
a chart giving the clinical
characteristics of every
kind of headache.*

*Doll: from the collection
of Victoria Furniture Co.,
Montreal, Que.*

SANDOZ

SANDOZ (CANADA) LIMITED, DORVAL, QUEBEC.

FROM TECA: A UNIQUE NEW DIRECT RECORDING ELECTROMYOGRAPH

Multiple, single sweep and continuous records appear rapidly on inexpensive 100 mm wide recording paper—without chemical processing—on the TECA Model TE-4 Direct Recording EMG—using a new inertialess recording method.

The new **TECA TE-4** permits, through modular plug-in design, one to four EMG channels. ■ Four traces of information are displayed on a large 7" cathode ray tube and may be automatically recorded simultaneously on 100 mm wide recording paper. ■ An electronic time ruler, a direct reading latency indicator, a delayed stimulus nerve stimulator with dual pulse capability, and a stabilized current muscle stimulator, permit a wide range of accurate rapid tests. ■ A two channel magnetic tape recorder is integrated into the System. ■ The TE-4 is of solid state design, making extensive use of integrated circuits. Modular plug-in construction simplifies service and permits easy expansion of capabilities by addition of modules listed. ■ Many of the above standard EMG features pioneered by TECA are further detailed in the TE-4 Specifications. Also included are new amplifier, stimulator, and System features and extended performance ranges offered. ■ Optional plug-ins: Evoked Potential Averager, Dual Pulse Train Stimulator, Signal Delay Unit (Delay Line), Integrator, Strain Gauge Amplifier.

PHOTOCOPY OF ACTUAL TRACING

TECA is an independent company concerned for the past 15 years with the development, production and maintenance of neuromuscular instrumentation and electrodes for clinical and research studies. TECA also offers a complete range of autoclavable electrodes.

GENIE AUDIO inc.

ELECTRO MEDICAL & ACOUSTIC INSTRUMENTS
1460 UNION AVENUE, MONTREAL 111, CANADA
PHONE: (514) 844-7122 CABLE: GENIODIO

TECA
CORPORATION

220 FERRIS AVE., WHITE PLAINS, N.Y.

The time has come for

Codman introduces ACCU-FLO* Shunt Systems,

the result of a searching examination of available products, the advice of leading neurosurgeons, and our 135 years of experience in meeting surgical needs. We feel we can now make a fresh contribution to the management of hydrocephalus by offering a line of products integrated by their reliability.

Cardiac and Peritoneal Catheters

The slits in our distal valve catheters are precisely cut by special equipment of our own design for more consistent opening and closing pressures. Available in low, medium, or high pressures, with radiopaque markers, barium impregnated, anti-kink imbedded spring, or open ended.

Reservoirs

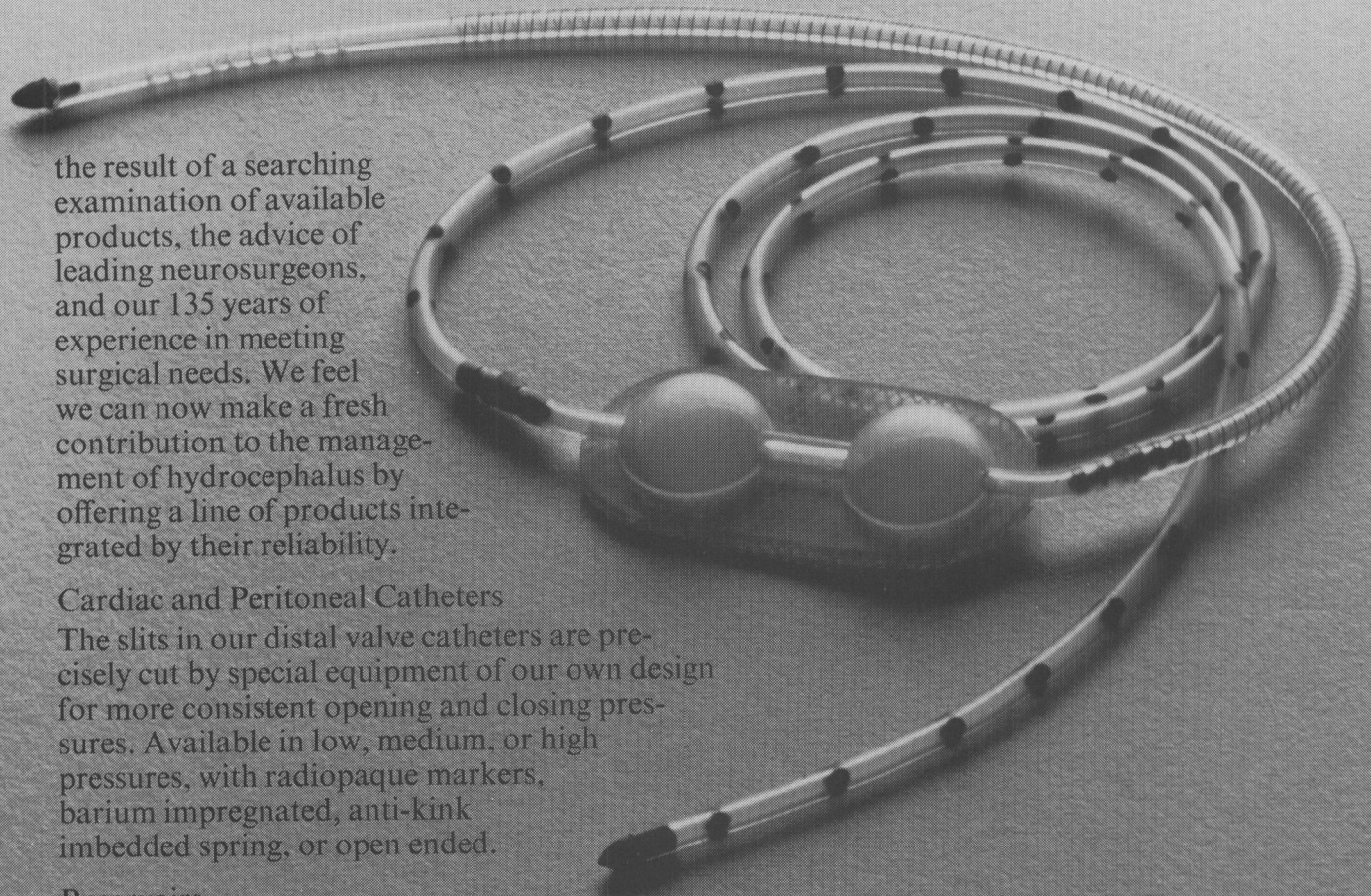
The bases of our reservoirs are designed to prevent a needle from passing through during medication. Available as double-dome flat bottom, single-dome flat bottom, or 14mm burr hole.

Ventricular Catheters

Multiple small holes near the closed tips strain the C.S.F. to resist clogging. Available with radiopaque markers, barium impregnated, flanged barium impregnated, anti-kink imbedded spring, or right angle bend.

*Trademark

ACCU-FLO Proximal Valve manufactured by Bio-Medical Research, Ltd.



better shunt systems

The ACCU-FLO Proximal Valve



Our design incorporates two valves in one for increased reliability and double protection against refluxing. In addition, every ACCU-FLO Proximal Valve is delivered with *its own test report* showing a strip-chart record of opening pressure, closing pressure, and flow rates. Available in low, medium, or high pressure.

“ACCU-FLO” means just what it says: Accurate flow.

Since the treatment of hydrocephalus depends above all on the sure flow of C.S.F., we have made ACCU-FLO Shunt components as reliable as we know how. Ask us to send you our catalog of ACCU-FLO products and get a fresh look at dependability. Codman & Shurtleff,
Division of Ethicon Sutures Ltd.,
Peterborough, Ontario K9J 7B9

Codman*

COD-101

After 35 years,
it's still your first choice.

Dilantin®

(diphenylhydantoin)

Little wonder you've continually backed the complete Parke-Davis line of anticonvulsants: Dilantin®, Zarontin® (ethosuximide), °Dilantin® with phenobarbital, °Phelantin® (Dilantin, phenobarbital, and methamphetamine hydrochloride), Celontin® (methsuximide), and Milontin® (phensuximide).

Detailed information available upon request.

PARKE-DAVIS

Parke, Davis & Company, Ltd., Don Mills, Ontario,
Published online by Cambridge University Press