

The Journal of Laryngology and Otology

EDITED BY
WALTER HOWARTH

WITH THE ASSISTANCE OF
W. M. MOLLISON

Contents

EDITORIAL

SOME ŒSOPHAGEAL AFFECTIONS IN YOUNG CHILDREN A. BROWN KELLY

CLINICAL RECORDS—

REPORT ON A SPECIMEN OF DILATED ŒSOPHAGUS
IN AN INFANT AGED SIX WEEKS, WITH A
CONSIDERATION OF THE POSSIBLE CAUSES OF
THE CONDITION V. E. NEGUS

REPORT OF A CASE OF OSTEOMYELITIS OF
FRONTAL BONE FOLLOWED BY MULTIPLE
FRONTAL LOBE ABSCESSES. RECOVERY H. LEWIS

SOCIETIES' PROCEEDINGS—

ROYAL SOCIETY OF MEDICINE—SECTION OF LARYNGOLOGY

ABSTRACTS—

THE EAR THE LARYNX
THE NOSE AND ACCESSORY THE TONSIL AND PHARYNX
SINUSES MISCELLANEOUS

OBITUARY—

DR. ALBERT ALEXANDER GRAY
DR. TOMASO BOBONE
FREDERICK HIBBERT WESTMACOTT, C.B.E., D.L., F.R.C.S.

LETTERS TO THE EDITOR

GENERAL NOTES

London
Headley Brothers
109 Kingsway, W.C.2

Monthly, 4/- net post free

Annual Subscription, 40/- net

At this season of the year

when Bronchitis, Pneumonia, Influenza and other acute infectious fevers are rife, the use of Antiphlogistine Brand Dressing is a helpful ally in combatting these conditions.

Promoting the action of the skin and lessening the tension in the chest, Antiphlogistine Dressing serves to relieve the pain, loosen the cough and shorten the duration of the acute symptoms.

Its timely application may help to prevent or to overcome pulmonary congestion and lessen the danger of complicating secondary lobar pneumonia and bronco-pneumonia.

Sample on request

ANTIPHLOGISTINE

BRAND DRESSING

MADE IN ENGLAND


THE DENVER CHEMICAL MFG. COMPANY
Carlisle Road, London, N.W.9

Please mention *The Journal of Laryngology* when replying to advertisements

GUY'S SILENT SUCTION APPARATUS

as made for

WM. MAYHEW MOLLISON, C.B.E., F.R.C.S.

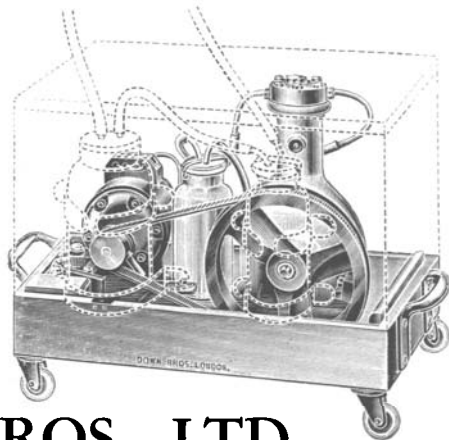


“ An efficient *silent* suction apparatus is essential in many throat investigations and operations and indeed is used for many operations on other parts of the body.

“ The above illustration shows an Electric Suction Apparatus which can rightly claim to be more efficient than the apparatus generally in use. The suction is continuous and so powerful that clots of blood and the most tenacious mucus are quickly removed. The apparatus is quiet and can easily be moved about the operation theatre and from one theatre to another. It is possible to use it for intra-tracheal

insufflation at the same time as suction since the pump delivers sixty litres of air per minute. The valves in the cylinder head are strong and specially designed for silence in operation and the sump of the machine carries enough oil for six months' continuous use; this ensures efficiency with the minimum of attention. The entire unit is mounted in a robust mahogany case which is fitted with four rubber-tyred castors. On the side of the case two large screw necked bottles are mounted. These bottles are the commercial “Kilner” type and can therefore be replaced with the minimum of expense. Blood and other fluids are removed from the operating field by the suction plant and find their way into the big bottle. The second bottle is a safety trap in the unlikely event of the first bottle becoming full at a moment when it is inconvenient to change it.

“ There are no resistances to regulate the speed and in order to use the apparatus it is only necessary to connect it to the main electrical supply.” The makers are Down Bros., Ltd., London.



DOWN BROS., LTD.

21 & 23 ST. THOMAS'S STREET, LONDON, S.E.1

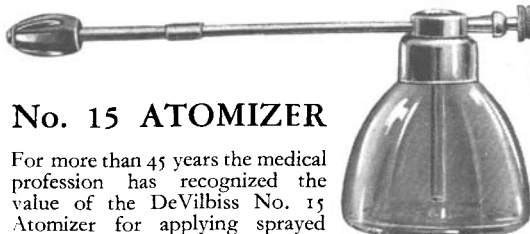
(Opposite Guy's Hospital)

and at 22a CAVENDISH SQUARE, LONDON, W.

Telephone : MAYFAIR 0406

Please mention *The Journal of Laryngology* when replying to advertisements

PRESCRIBE DeVilbiss

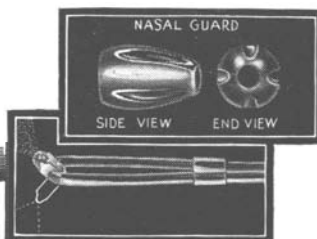


No. 15 ATOMIZER


For more than 45 years the medical profession has recognized the value of the DeVilbiss No. 15 Atomizer for applying sprayed solutions in prescribed self-treatment. The adjustable gold tip permits spraying in any direction, the vented nasal guard prevents excess pressure in the nasal cavities and the atomizer may be sterilized easily and rapidly by boiling or passing the tip through a flame. Dependable and certain in the hands of the patient, the DeVilbiss No. 15 applies the treatment you want gently and thoroughly—may we suggest that you mark “DeVilbiss Atomizer No. 15” on your prescription where its use is indicated.

AEROGRAPH Co. Ltd., 43 Holborn Viaduct, London, E.C.1. Sole distributors of DEVILBISS products in the United Kingdom. Telephone: Holborn 1257 and 1258

Ventilating Grooves prevent excess pressure in Nasal Cavities.



Adjustable gold tip for spraying in any direction.



CVS-86

THIRD EDITION. FULLY REVISED AND ENLARGED.
Demy 8vo, 490 pp. 250 Text Illustrations and 19 plates (of which 8 are in colour). 20s. net, postage 6d.

DISEASES OF THE NOSE, THROAT AND EAR

For Practitioners and Students

Edited by **A. LOGAN TURNER, M.D., LL.D., F.R.C.S.E.**
Consulting Surgeon, Ear and Throat Department, Royal Infirmary, Edinburgh
With the collaboration of
J. S. FRASER, M.B., F.R.C.S., W. T. GARDINER, M.C., M.B., F.R.C.S., J. D. LITHGOW, M.B., F.R.C.S.,
G. EWART MARTIN, M.B., F.R.C.S., and DOUGLAS GUTHRIE, M.D., F.R.C.S.

“There is no other book which includes laryngology and otology with such success. . . . The present edition should surpass the previous issues in popularity.”—*British Medical Journal*.

Bristol: John Wright & Sons Ltd. New Illustrated Catalogue free. London: Simpkin Marshall Ltd.

For Advertisement space in this Journal and all matters with regard to subscriptions, write to:
HEADLEY BROTHERS, 109 Kingsway, London, W.C.2

Please mention *The Journal of Laryngology* when replying to advertisements

Mail Your Order Now!

PROBLEMS OF THE DEAF

By **MAX A. GOLDSTEIN, M.D., F.A.C.S.**

610 Pages—273 Illustrations—Leather Bound

\$6.00 Postage prepaid

An unusual, authoritative and comprehensive volume of XIX chapters, covering every phase of work with the Deaf, Deafened and Speech Defective, by an otologist and teacher of 40 years' experience, including :

Chronological History of Deafness—Anatomy and Physiology—Mechanics of Speech—Speech Defects—Cerebral Localization—Hearing Tests—Methods of Instruction—The Acoustic Method—Training of Teachers—The Deaf Child—Hard-of-Hearing Child—Physician and Deaf Child—Parent of Deaf Child—Deafened Adult—Hearing Aids—Schools for the Deaf—Quacks and Quackeries—Research.

Published by **THE LARYNGOSCOPE PRESS**

912 South Kingshighway

ST. LOUIS, MO.

THE GOLDEN SQUARE THROAT, NOSE AND EAR HOSPITAL

Near Piccadilly Circus

LONDON, W.1

(Gerrard 4058)

HONORARY MEDICAL STAFF

SURGEONS: Mr. Lionel Colledge; Mr. Gilbert Chubb; Mr. F. Cunliffe Ormerod; Mr. A. R. Dingley
Mr. Gilbert H. Howells; Mr. J. F. Simpson.

ASSISTANT SURGEONS: Mr. J. C. Hogg; Mr. J. Roydon Peacock; Mr. J. P. Monkhouse.

Physician: Dr. C. E. Lakin.

Neurologist: Dr. L. R. Yealland.

OPHTHALMOLOGIST: Mr. F. A. Williamson-Noble.

GENERAL SURGEON: Mr. J. B. Hunter.

DENTAL SURGEON: Mr. B. Mendleson.

RADIOLOGIST: Dr. Edith Hope.

ANÆSTHETISTS: Dr. G. I. Moriarty; Dr. A. W. Matthew; Dr. S. Coffin; Dr. J. H. T. Challis;
Dr. F. Longhurst; Dr. D. Lewis; Dr. G. Hochschild; Dr. G. Edwards; Dr. Blair Gould.

The Hospital has 101 Beds for In-patients and an annual Out-patient attendance of over 50,000.

CLINICAL INSTRUCTION

Clinical instruction in the Diagnosis and Treatment of Diseases of the Ear, Nose and Throat is given in the Out-patient Department from 2 to 5 p.m. daily, and on Tuesdays and Thursdays from 6 to 9 p.m. also. Major operations are performed every morning and afternoon, except Saturdays, in the In-patient Operating Theatres. Minor operations are performed in the Out-patient Operating Theatre on three mornings a week.

Practitioners and Medical Students are admitted to the practice of the Hospital as Post-Graduates. Clinical Assistants, whose duty it is to assist the staff, are appointed as vacancies occur.

For further information apply to the Dean: **GILBERT H. HOWELLS.**

In addition to the General Wards, there are Semi-private Wards and 11 Private Rooms. The charge for a Private Room is 7 guineas a week, plus a fee for the surgeon.

Further particulars may be obtained from F. P. CARROLL, *Secretary-Superintendent.*

Please mention *The Journal of Laryngology* when replying to advertisements

SCULPTURE IN THE LIVING

Rebuilding the Face and Form by Plastic Surgery

BY

JACQUES W. MALINIAK, M.D.

Former Major, Reconstructive Hospitals, Allied Armies, Attending Plastic Surgeon, Sydenham Hospital, New York, N.Y., St. Peter's Hospital, New Brunswick, N.J., U.S.A. etc.

Foreword by WENDELL C. PHILLIPS, M.D., former President of the American Medical Association

AMONG OTHER CHAPTERS :

Repairing the Skin, Reconstruction of the Nose, Rebuilding the Mouth and Chin, Deformities about the Eyes, The Malformed Ear, Facial Asymmetries, Legal and Illegal Aspects of Plastic Surgery.

“This book is destined to meet a real need in the medical world.”

WENDELL C. PHILLIPS, M.D.

“Charmingly written, instructive and authoritative.”

N.Y. STATE JOURNAL OF MEDICINE.

“‘Sculpture in the Living’ is the most reliable guide to proper advice and management of the deformed and disfigured.”—SOUTHERN MEDICINE AND SURGERY.

203 pages.

134 illustrations.

\$3 15 per copy, post paid.

USE THIS ORDER FORM TO-DAY!

ROMAINE PIERSON PUBLISHERS, INC., 93 NASSAU STREET, NEW YORK, N.Y., U.S.A.

I enclose \$3.15. Send the book by return mail.

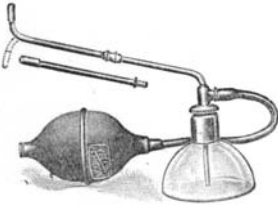
Name

Address

.....

Please mention *The Journal of Laryngology* when replying to advertisements

ROGERS' STANDARD SPRAYS



HAVE A
WORLD-WIDE REPUTATION

For Efficiency & Reliability
They are made in many forms, scientifically
designed for

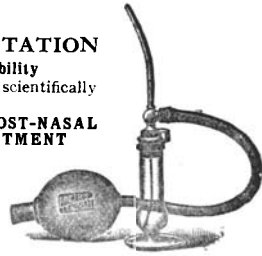
NASAL, PHARYNGEAL, POST-NASAL
and LARYNGEAL TREATMENT

*Particulars gladly supplied
on request*

Sole Manufacturer—

FRANK A. ROGERS (LATE OF OXFORD ST.)

1 Beaumont Street, London, W.1



ADVERTISEMENTS

For information regarding rates for Advertisements in
this Journal and space available, apply to

HEADLEY BROTHERS, 109 KINGSWAY, LONDON, W.C.2

to whom also all communications with regard to
Subscriptions should be addressed.

BACK NUMBERS OF THE

Journal of Laryngology & Otology

Back numbers of most issues of this Journal can be obtained from the Publishers,
HEADLEY BROTHERS, 109 Kingsway, London, W.C.2. The following, however,
are out of print, and no stock is at present available :

1887	January, April-June, and August-December.	1896	February and March.
1888	January-March, and August.	1897	January, June and August- October.
1889	November.	1902	February.
1890	August, October and November.	1914	August.
1891	January, March, June and September.	1916	April.
1892	January, and March-December.	1920	January and August.
1893	January and February.	1921	January-June, and September.
1894	November.	1924	January-March and July- December.
1895	January, February and August.	1931	October and November.
		1935	November.

If any subscribers have any of these copies which they do not need, it
would be greatly appreciated if they would return them to the Publishers who
will refund the full published price.

HEADLEY BROTHERS, 109 KINGSWAY, LONDON, W.C.2

Please mention *The Journal of Laryngology* when replying to advertisements

The Journal of Laryngology and Otology

(Founded in 1887 by MORELL MACKENZIE and NORRIS WOLFENDEN)

EDITED BY
WALTER HOWARTH

ASSISTED BY
W. M. MOLLISON

1. Original Articles are accepted on the condition that they have not been published elsewhere.
2. Manuscripts should be typewritten, on one side only of the paper, and well spaced.
3. Galley proofs and engraver's proofs of illustrations are sent to the author. Corrections, which should be kept to a minimum, must be clearly marked and no additional matter added.
4. Orders for reprints should be sent when returning galley proofs, and for this purpose special forms are supplied, on which the price of the reprints is stated.
5. Authors of Original Communications on Oto-Laryngology in other Journals are invited to send a copy, or two reprints, to the *Journal of Laryngology*. If they are willing, at the same time, to submit their own abstract (in English, French, Italian, or German) it will be welcomed.
6. Editorial Communications may be addressed to THE EDITOR, *Journal of Laryngology*, c/o HEADLEY BROTHERS, 109 Kingsway, London, W.C.2.
7. The Annual Subscription commencing with the January issue is Two Pounds sterling, post free, and is payable in advance.
8. Single copies, both of the present and the previous series, are on sale at Four Shillings each.
9. All Subscriptions, advertising and business communications should be sent to the Publishers, HEADLEY BROTHERS, 109 Kingsway, London, W.C.2.

United States of America

Orders for this Journal may be sent either through a local bookseller, or to Messrs. G. E. STECHERT & CO., 31-33 East 10th Street, New York, or direct to the Publishers, HEADLEY BROTHERS, 109 Kingsway, London, W.C.2, England.

Please mention *The Journal of Laryngology* when replying to advertisements

CONTENTS

	PAGE
EDITORIAL	77
SOME ŒSOPHAGEAL AFFECTIONS IN YOUNG CHILDREN. A. Brown Kelly, Glasgow	78
CLINICAL RECORDS—	
Report on a Specimen of Dilated Œsophagus in an Infant aged six weeks, with a consideration of the possible causes of the condition. V. E. Negus, London	100
Report of a Case of Osteomyelitis of Frontal Bone followed by Multiple Frontal Lobe Abscesses. Recovery. H. Lewis, Durban	107
SOCIETIES' PROCEEDINGS—	
Royal Society of Medicine—Section of Laryngology	114
ABSTRACTS—	
The Ear	125
The Nose and Accessory Sinuses	127
The Larynx	130
The Tonsil and Pharynx	132
Miscellaneous	133
OBITUARY—	
Dr. Albert Alexander Gray	134
Dr. Tomaso Bobone	136
Frederick Hibbert Westmacott, C.B.E., D.L., F.R.C.S.	136
LETTERS TO THE EDITOR	138
GENERAL NOTES	140

BINDING

The Journal of Laryngology & Otology

Subscribers wishing to have their Journals bound can do so by sending them to the Publishers.

Volumes are strongly bound in whole dark blue buckram cases, with gilt tops and gold lettering on spine. The cost of binding is 8s. 6d. per volume including postage.

Any missing parts can be supplied at 4s. each, or the whole volume, complete in the above binding, for 45s. 6d.

Publishers' cases can be supplied for 3s. 6d.

HEADLEY BROTHERS, 109 KINGSWAY, LONDON, W.C.2