

Disturbance alters ecosystem engineering by a canopy-forming alga

JACQUELINE B. POCKLINGTON^{1,2,3,4}, STUART R. JENKINS^{4,5}, ALECIA BELLGROVE⁶,
MICHAEL J. KEOUGH³, TIM D. O'HARA¹, PATRICIA E. MASTERSON-ALGAR^{4,7}
AND STEPHEN J. HAWKINS^{4,8}

¹Department of Marine Invertebrates, Museum Victoria, Carlton, Victoria 3053, Australia, ²Present address: School of Marine Science and Technology, Newcastle University, Dove Marine Laboratory, Cullercoats, Tyne & Wear NE30 4PZ, UK, ³School of BioSciences, University of Melbourne, Victoria 3010, Australia, ⁴The Marine Biological Association of the United Kingdom, Plymouth PL12PB, UK, ⁵School of Ocean Sciences, Bangor University, Menai Bridge, Anglesey LL59 5AB, UK, ⁶Deakin University, School of Life and Environmental Sciences, Centre for Integrative Ecology, Warrnambool Campus, PO Box 423, Warrnambool, Victoria 3280, Australia, ⁷School of Healthcare Sciences, Bangor University, Bangor LL57 2EF, UK, ⁸Present address: Ocean and Earth Science, University of Southampton, National Oceanography Centre Southampton, Waterfront Campus, European Way, Southampton SO14 3ZH, UK

*Canopy-forming furoid algae have an important role as ecosystem engineers on rocky intertidal shores, where they increase the abundance of species otherwise limited by exposure during low tide. The facilitative relationship between *Ascophyllum nodosum* and associated organisms was explored using a frond breakage experiment (100%, 50%, 25%, 0% intact-frond treatments) in southern England, to assess the consequences of disturbance. Understorey substratum temperature was on average 3°C higher in 0% and 25% intact-frond treatments than in plots with 50% and 100% intact fronds. Light (as PAR during low tide) doubled in 0% intact-frond treatments in comparison to other treatments (which had similar light levels). Mobile invertebrate species richness declined by on average 1 species per m² in the treatments with only 25% and 0% intact fronds, and the abundance of *Littorina obtusata* declined by 2.4–4.2 individuals per m² in the treatments with 25 and 0% intact fronds. Sessile taxa, including *Osmundea pinnatifida* and encrusting coralline algae, declined by half on average in the 0% intact-frond treatment. These results suggest that the ability of *Ascophyllum* to mediate environmental conditions to the understorey is the mechanism responsible for species distributed in the understorey (autogenic ecosystem engineering). The results of this study imply that a pulse disturbance resulting in a 50% breakage of *Ascophyllum* fronds significantly increases temperature and decreases the abundance of mobile invertebrates usually associated with *Ascophyllum*. Sessile taxa associated with *Ascophyllum* can, however, withstand disturbances down to 25% intact *Ascophyllum* fronds.*

Keywords: *Ascophyllum nodosum*, community, facilitation, foundation species, macroalgae, marine, intertidal

Submitted 17 August 2016; accepted 20 December 2016; first published online 23 January 2017

INTRODUCTION

Canopy-forming algae play important roles in habitat provision and primary production in temperate coastal ecosystems worldwide (Littler & Murray, 1974; Thompson *et al.*, 2002). They are, however, under threat from a variety of impacts at local and regional scales including eutrophication (Bonsdorff *et al.*, 1997; Rönnerberg & Bonsdorff, 2004), siltation resulting from urbanization (Schiel *et al.*, 2006; Airoidi & Hawkins, 2007), harvesting (Ang *et al.*, 1996; Zemke-White & Masao, 1999; Ugarte *et al.*, 2006), trampling (Povey & Keough, 1991; Keough & Quinn, 1998; Schiel & Taylor, 1999; Araújo *et al.*, 2009) and point source pollution (Bellgrove *et al.*, 1997; Keser *et al.*, 2005). Canopy species are being influenced by the overarching effects of climate change interacting with local impacts, including rising and stormier seas (Underwood,

1998, 1999; Hawkins *et al.*, 2009) and more frequent extreme high temperatures (Thompson *et al.*, 2002; Keser *et al.*, 2005; Wernberg *et al.*, 2016), perhaps exacerbated by greater grazing pressure (Menge & Olson, 1990; Davies *et al.*, 2007). Depending on the frequency of recurrence, these perturbations could act as either pulse disturbances (e.g. unusual spike in grazing pressure; Cervin & Åberg, 1997), or long-term press disturbance (e.g. rising seas). Here we focus on the community consequences of a pulse disturbance that reduced the density of fronds (simulating breakage by herbivory or storm activity) of *Ascophyllum nodosum* (hereafter referred to as *Ascophyllum*), the major long-lived, canopy-forming macroalga dominating intertidal shores of the Northern Atlantic (Stephenson & Stephenson, 1972; Jenkins *et al.*, 2008). Observational (Davies *et al.*, 2007; Gollety *et al.*, 2011) and modelling studies (Hawkins *et al.*, 2009) suggest *Ascophyllum* is likely to be increasingly disturbed over the coming decades in response to climate change and local anthropogenic impacts.

Individual *Ascophyllum* plants proliferate vegetatively from long-lived holdfasts, and stands are thought to last for centuries, with individual fronds lasting tens of years, creating a

Corresponding author:
J.B. Pocklington
Email: jpocklington@museum.vic.gov.au

perennial habitat for epiphytic and understory organisms (Araújo *et al.*, 2009). *Ascophyllum* communities recover slowly after experimental manipulation (Jenkins *et al.*, 2004; Ingólfsson & Hawkins, 2008) or harvesting (Ang *et al.*, 1996; Zemke-White & Masao, 1999; Ugarte *et al.*, 2006), taking more than a decade to return to their original state (Ingólfsson & Hawkins, 2008).

In contrast to previous studies that examined the impacts of complete canopy removal (Bertness & Leonard, 1997; Petraitis & Dudgeon, 1999; Jenkins *et al.*, 1999a, b, c, 2004), we were interested in the impacts of partial frond loss, as might result from a pulse disturbance such as overgrazing, or an extreme weather event (e.g. heat wave, storm). The impacts of pulse disturbances resulting in partial canopy loss have been investigated for the fucoids *Hormosira banksii* (Schiel & Lilley, 2007) and *Fucus gardneri* (Speidel *et al.*, 2001), though have not previously been undertaken on *Ascophyllum* canopies or fronds.

Much attention has been given to press disturbances such as increased temperature due to climate change (Keser *et al.*, 2005; Mieszkowska *et al.*, 2007), increases in grazing pressure (Pavia & Toth, 2000; Davies *et al.*, 2007) and trampling (Araújo *et al.*, 2009), but a single pulse disturbance in full canopies can have long-term consequences at a local scale (Ingólfsson & Hawkins, 2008; Wernberg *et al.*, 2016). Whilst full canopies of *Ascophyllum* can play an autogenic ecosystem engineering (*sensu* Jones *et al.*, 1994) role, we were interested in assessing the conditions under which this role breaks down, or the threshold frond density beyond which *Ascophyllum* ceases to be an effective ecosystem engineer. Specifically we tested the following hypotheses: (1) Temperature and light on the substratum will increase in proportion to frond reduction; (2) Changes in community composition will be proportional to frond reduction. Alternatively, (3) there is a threshold density of intact fronds below which *Ascophyllum* ceases to modulate temperature and light, with community composition showing a similar threshold.

MATERIALS AND METHODS

Spatial variation in assemblages associated with *Ascophyllum nodosum*

Three sites in southern England were initially surveyed in summer 2006: Batten Bay (Turnchapel) within Plymouth Sound (50°21'27"N 4°07'38"W), and two sites near the township of Looe (50°20'41"N 4°27'08"W), hereafter referred to as 'Looe' and 'Hannafore Point'. All sites consisted of gently sloping wave-sheltered sedimentary rock platforms dominated at the mid-shore level by extensive canopies of *Ascophyllum*, inter-dispersed with patches of *Fucus serratus* and *Fucus vesiculosus*.

To assess the spatial variation in assemblages associated with a full canopy of *Ascophyllum*, all three sites were surveyed. Thirty replicate, haphazardly placed quadrats (0.3 × 0.3 m, appropriate to the scale of the macrofauna) with >95% *Ascophyllum* canopy cover (naturally lower cover canopies did not occur), were quantitatively sampled at each site for percentage cover of algae and sessile animals (using 49 point-intercepts, see Jenkins *et al.*, 2005) and the abundance of individual mobile macroinvertebrates (defined as those

>5 mm length), which were counted directly. Where algae and sessile animals occurred in quadrats but not under point-intercepts, they were recorded as present to account for rare species. In contrast to previous work that only examined a limited suite of species (Boaden & Dring, 1980; Bertness & Leonard, 1997; Jenkins *et al.*, 1999a, c; Leonard, 1999; Petraitis & Dudgeon, 1999; Speidel *et al.*, 2001) or took a functional group response (e.g. 'understorey species'; Araújo *et al.*, 2009), a complete inventory of the macrofauna and understory algae of *Ascophyllum* stands was made and whole community responses measured (see also Gollety *et al.*, 2011). The percentage covers of algal taxa were recorded as two separate layers: the canopy layer, and the understory layer, which was revealed by gently moving the canopy aside.

Effects of a pulse disturbance reducing densities of *Ascophyllum* fronds on the physical environment and associated assemblages

A manipulative field experiment was conducted to simultaneously test the hypotheses that: (1) temperature and light on the substratum will increase in proportion to frond reduction; (2) changes in community composition will be proportional to frond reduction; or alternatively, (3) there is a threshold density of intact fronds below which *Ascophyllum* ceases to modulate temperature and light, with community composition showing a similar threshold. Hannafore Point was selected as the best site for experimental manipulation as it had an extensive bed of *Ascophyllum*, allowing good separation between sample plots, and it was easily accessible during low tide. Twenty haphazardly placed, fixed 4-m² plots were established within a reef area of ~2000 m², and labelled with plastic tags fixed with stainless steel screws into bedrock. All plots initially had >95% *Ascophyllum* cover and five replicates (all replicates are at the plot level) were assigned randomly to three frond reduction treatments and one unmanipulated control. The *Ascophyllum* holdfast occurs as a perennial basal disc from which multiple fronds arise directly in a clump, and can regrow after disturbance (Ugarte *et al.*, 2006). The fronds are often very long (≥80 cm at our sites) and can create different amounts of canopy cover during low tide depending on where they have fallen on the receding tide. Therefore to allow a consistent disturbance to be applied between plots (mimicking frond breakage e.g. due to herbivory or storm activity) the frond density near the holdfast (rather than the percentage canopy cover) was manipulated. In July 2006, fronds in each holdfast clump were trimmed and removed to create the following treatments: 0% intact fronds (all fronds were removed), 25% intact fronds (75% of fronds were removed), 50% intact fronds (50% of fronds were removed) and 100% intact fronds (a control with unmanipulated frond densities). It is important to emphasize that the treatments represent the densities of intact fronds relative to the original frond densities and do not necessarily correspond to a linear relationship with canopy percentage cover. For each removal treatment, the fronds were cut at the base with garden secateurs to no more than 10 cm above the rock surface, to reduce frond density whilst still allowing for vegetative regeneration. Although these short fronds remained in all treatments throughout the experiment, they did not grow above 10 cm in length and no macroinvertebrates were recorded

(unpublished data) using it as habitat. Any fronds able to sweep into the treatment plots from outside plants were trimmed back to prevent edge effects.

EFFECTS ON PHYSICAL ENVIRONMENT:

TEMPERATURE AND LIGHT

Temperature was recorded on the substratum (under any canopy algae) of each experimental plot using a standard waterproof aquarium thermometer to the nearest 0.1°C on all sampling visits. Underwater TidBit Stowaway temperature data loggers (Onset, Bourne, MA, USA) were attached by bolts to the rock in six plots (six loggers unevenly spread over four treatments, $N = 1-2$ due to limited availability) to establish minimum and maximum temperatures within canopy treatments; these were set to record every 10 min over a 3-week period (2.8.2006–23.8.2006, summer). Light was recorded in all plots at sampling visits 7, 21 and 36 days as Photosynthetically Active Radiation (PAR) under the canopy (or simply on the substratum in 0% intact-frond plots) using a LI-COR-250 (LI-COR, Lincoln, NE, USA) meter with a waterproof sensor. All sampling was undertaken during daylight hours at low tide (summer sampling predominantly around midday). Further physical measurements were not taken on other sampling dates due to logistical constraints.

EFFECTS ON ASSOCIATED ASSEMBLAGES: MOBILE AND SESSILE MACROINVERTEBRATES AND MACROALGAE

The macroinvertebrate and macroalgal assemblages in each treatment were sampled using two 0.3×0.3 m sub-quadrats placed in the centre of the plot (fixed position, marked with a screw; randomized positioning was not possible without introducing inconsistencies in substratum complexity). Abundances of macroalgae, sessile and mobile macroinvertebrates in experimental plots were sampled 4 days before the manipulation (half of the plots were sampled on 1 day, half the following day due to logistical constraints, 19–20.6.2006) and 7, 21, 36, 69 and 272 days thereafter. Data from sub-quadrats were averaged to give one value per plot ($N = 5$ per treatment) to avoid pseudoreplication.

Data analysis

Multivariate analyses on species abundance and cover data (analysed separately) were used to compare (1) assemblages across sites ($>95\%$ *Ascophyllum* cover quadrats) at Hannafore Point (experiment site), Looe and Batten Bay; and (2) assemblages among experimental treatments at Hannafore Point. Differences between groups were visualized with nMDS based on Bray–Curtis similarities and ANOSIM identified the relative range of dissimilarities between groups (Bonferroni correction was applied; Quinn & Keough, 2002). SIMPER was applied to identify which taxa contributed most to the patterns identified in the ANOSIM and nMDS (contributions $>10\%$ are reported). All multivariate statistics were performed using Primer v7.

Univariate analyses comparing abundances of individual taxa in quadrats with naturally $<95\%$ canopy-cover of *Ascophyllum* between sites involved a single-factor ANOVA (Quinn & Keough, 2002) with Site as a random factor (Hannafore Point, Looe and Batten Bay). To determine which taxa and abiotic factors were affected by an experimental reduction of *Ascophyllum* fronds, differences among experimental treatments

were analysed using a single-factor repeated-measures ANOVA (hereafter rmANOVA) (Quinn & Keough, 2002) with Treatment as a fixed factor. Response variables included species/taxon richness, individual species abundances, light and temperature. Where treatment \times time interactions were significant, a one-way ANOVA and Tukey's test was undertaken for each sampling date to explain the differences between canopy controls and treatments (Quinn & Keough, 2002). All univariate tests were performed using SYSTAT v13.

Probability distribution plots were examined to visually test for normality of data, and residual plots were examined for homogeneity of variance (Quinn & Keough, 2002). Invertebrate count data were $\log(x+1)$ transformed to better meet these assumptions. Algal covers were untransformed because, while they were proportions, the inclusion of primary and secondary cover mean that total cover was not limited to 100%, so the data did not follow a binomial distribution, for which a transformation would normally be used. As a check, analyses were done using arcsine-transformed data, and conclusions were identical. Untransformed data are presented here, because results are more easily interpretable. Where sphericity was not met in repeated-measures ANOVA, the Greenhouse–Geisser adjusted P -values were used (Quinn & Keough, 2002).

RESULTS

Spatial variation in assemblages associated with *Ascophyllum nodosum*

The assemblages of mobile invertebrates (ANOSIM, Global $R = 0.155$, $P = 0.001$) and sessile invertebrates and algae (Global $R = 0.463$, $P = 0.001$) differed amongst sites and all three sites were distinct ($P = 0.001$ for all pairwise comparisons). However, while statistically significant, the differences in the mobile invertebrate assemblages among sites were only slight (indicated by Global R and pairwise R -values <0.2). The periwinkles *Littorina littorea* and *Littorina obtusata*, and the topshell *Phorcus lineatus* differed amongst sites (ANOVA, respectively: $F_{2,87} = 15.991$, $P < 0.001$; $F_{2,87} = 5.469$, $P = 0.006$; $F_{2,87} = 11.310$, $P < 0.001$). *Littorina littorea* accounted for 19–23% of the variation in mobile invertebrate assemblages among sites (mean \pm SEM: 1.94 ± 0.12 , 14.4 ± 0.35 , 11.1 ± 0.40 per m^2 at each of Hannafore Point, Looe and Batten Bay, respectively; SIMPER). *Littorina obtusata* accounted for 18–19% of the variation in mobile invertebrate assemblages among sites (mean \pm SEM: 13.3 ± 0.30 , 13.7 ± 0.28 , 7.8 ± 0.21 per m^2 at each of Hannafore Point, Looe and Batten Bay, respectively; SIMPER). *Phorcus lineatus* accounted for 11–12% of the variation in mobile invertebrate assemblages when comparing Hannafore Point and Looe with Batten Bay (mean \pm SEM: 0.56 ± 0.12 , 0.78 ± 0.10 , 5.9 ± 0.25 per m^2 at each of Hannafore Point, Looe and Batten Bay, respectively; SIMPER). Variability in the abundances of *Patella* spp., *Gibbula cinerera* and *Actinia equina* accounted for a further 13–19% of the variation in mobile invertebrate assemblages (SIMPER) but there were no differences in their mean abundances among sites (ANOVA, respectively: $F_{2,87} = 0.329$, $P = 0.720$; $F_{2,87} = 0.841$, $P = 0.435$; $F_{2,87} = 0.602$, $P = 0.550$).

The differences in sessile invertebrate and algal assemblages among sites were stronger than those for mobile

Table 1. Repeated measures ANOVA comparing changes following disturbance to *Ascophyllum* canopy at Hannafore Point for time, treatment and time × treatment, N = 5. All df are: Treatment = 3(16), Time = 4, Treatment × Time = 12(64). MS_{Residual} and degrees of freedom are provided to allow reconstruction of the full ANOVA table.

Variable	MS _{Residual}		Effect		
	Treatment	Time	Time × Treat	Treatment	Time
<i>Ascophyllum</i> canopy cover	958.0	74.8	0.011	<0.0005	<0.0005
Number of invertebrate species	1.23	0.72	0.750	0.002^a	0.008
<i>Littorina obtusata</i>	10.00	4.19	0.189	<0.0005^a	0.234
<i>Littorina littorea</i>	0.31	0.08	0.550	0.442	<0.0005
<i>Phorcus lineatus</i>	0.04	0.10	0.003^a	<0.0005	<0.0005
<i>Gibbula umbilicalis</i>	0.24	0.16	0.010^{*a}	0.021	0.001[*]
Encrusting coralline algae	406.6	140.7	0.844	0.073	0.032
<i>Osmundea pinnatifida</i>	139.1	37.9	0.065 [*]	0.222	<0.0005
<i>Fucus serratus</i>	799.7	199.7	0.003^a	0.191	<0.0005
<i>Ulva</i> spp.	36.1	25.5	0.001^{*a}	0.003	<0.0005[*]
Temperature (°C)	2.74	3.18	0.169	0.0001[*]	0.0001[*]
PAR (μmol m ⁻² s ⁻¹)	75,555.481	37,660.959	0.311; df = 6	0.002^{*; df = 3}	0.252; df = 2

Statistical significance is indicated in bold, * indicates *P*-values adjusted to Greenhouse–Geisser Epsilon.

^aIndicates significant Tukey's test (pairwise details described in Results text). Invertebrate count data were log (*x* + 1) transformed to meet assumptions of normality where necessary.

invertebrates (indicated by Global *R* and pairwise *R*-values between 0.3–0.6 for sessile species). Univariate analyses confirmed differences in the abundances of these species among sites, with Hannafore Point having the highest cover of *Spirorbis spirorbis* (ANOVA: $F_{2,87} = 17.3$, $P < 0.001$, mean $2.7\% \pm 0.75$) compared with Looe (mean $2\% \pm 0.70$) and Batten Bay (mean $0.5\% \pm 0.30$). *Osmundea pinnatifida*, encrusting coralline algae and bare rock were less abundant at Hannafore Point (mean $0.1\% \pm 0.12$, $<0.1\% \pm 0.03$ and $<0.25\% \pm 0.12$, respectively) compared with both Looe (mean $2.7\% \pm 0.39$, $4.8\% \pm 0.42$ and $2.8\% \pm 0.45$, respectively) and Batten Bay (mean $1.3\% \pm 0.37$, $3.8\% \pm 0.46$ and $2.3\% \pm 0.53$, respectively: ANOVA; $F_{2,87} = 16.4$, $P < 0.001$). Other sessile taxa accounted for less than 10% of the cumulative variation among sites (SIMPER) and were not investigated further.

Effects of a pulse disturbance reducing densities of *Ascophyllum* fronds on the physical environment and associated assemblages

EFFECTS ON PHYSICAL ENVIRONMENT:

TEMPERATURE AND LIGHT

Temperatures recorded in the 50% intact-frond treatment did not differ from those found in control 100% intact-frond plots (mean $20^{\circ}\text{C} \pm 0.7$ and $19^{\circ}\text{C} \pm 0.5$, respectively, Table 1: $P > 0.05$, Figure 1). The 25% intact-frond treatment had increased mean temperatures, at least 1°C above that recorded in the 100% intact-frond control (Table 1: $P < 0.05$, Figure 1). The 0 and 25% intact-frond treatments did not differ from each other with respect to temperature ($P > 0.05$) but both had increased mean temperatures, at least 1°C above that recorded in the 100% intact-frond control. The differences in average temperatures among treatments appear of a smaller magnitude in autumn and winter, but this was not supported statistically (time × treatment term, Table 1, Figure 1). The variation in temperatures among treatments was consistent over time with the maximum daily temperatures recorded in plots over a 3-week period (maximum, minimum and average

temperatures are illustrated in Appendix C; no analysis possible due to low replication). Maximum daily temperatures recorded over this same period were lowest in 50 and 100% intact-frond treatments, and highest in both the 0 and 25% intact-frond treatments (Appendix C).

Available light (as PAR) in plots only increased after complete frond removal (0% intact fronds) when compared with the 100% intact-fronds control (Table 1, Figure 2). A trend towards increased light in the 25% intact-fronds treatment (Figure 2) relative to 100% intact-fronds control was evident when examining the means, but was not statistically significant ($P > 0.05$). Consistent with the patterns of variability in temperature among treatments, there was greater variability in available light amongst low frond-density treatments (0 and 25% intact fronds) compared with higher frond-density treatments (50 and 100% intact fronds) that had consistently low light levels (Figure 2).

EFFECTS OF ASSOCIATED ASSEMBLAGES: MOBILE AND SESSILE MACROINVERTEBRATES AND MACROALGAE

Manipulation of the density of *Ascophyllum* fronds resulted in variable levels of canopy cover at low tide over time and the degree of disturbance to the fronds did not directly correspond with percentage cover (Table 1, Figure 3). The 50 and 100% intact-fronds treatments had similar *Ascophyllum* cover throughout the experiment (Table 1, Figure 3). From 7 to 36 days post-thinning, the 50% and 100% intact-fronds treatments had an average 85% *Ascophyllum* cover (Figure 3). Sixty-nine days post-thinning *Ascophyllum* declined to an average 77% cover in both treatments. The 25% intact-fronds treatment had lower *Ascophyllum* cover than both the 50% and 100% intact-fronds treatments, except at day 272 when a decline of *Ascophyllum* in the control and 50% intact-fronds treatment resulted in similar percentage cover (Table 1, Figure 3). The 25% intact-fronds treatment had much higher (mean ~60% throughout) *Ascophyllum* cover than the 0% intact-fronds treatment which had the lowest *Ascophyllum* cover (0%) of all treatments (Table 1, Figure 3).

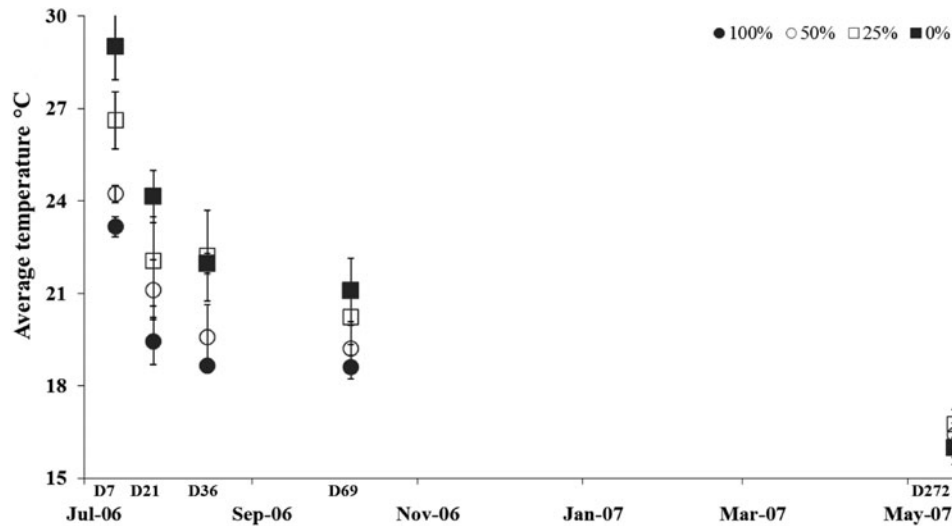


Fig. 1. Average temperature \pm SE recorded on substratum beneath canopy layer (where present) within plots through time, $N = 5$. ● 100% intact-fronds, ○ 50% intact-fronds, □ 25% intact-fronds, ■ 0% intact-fronds.

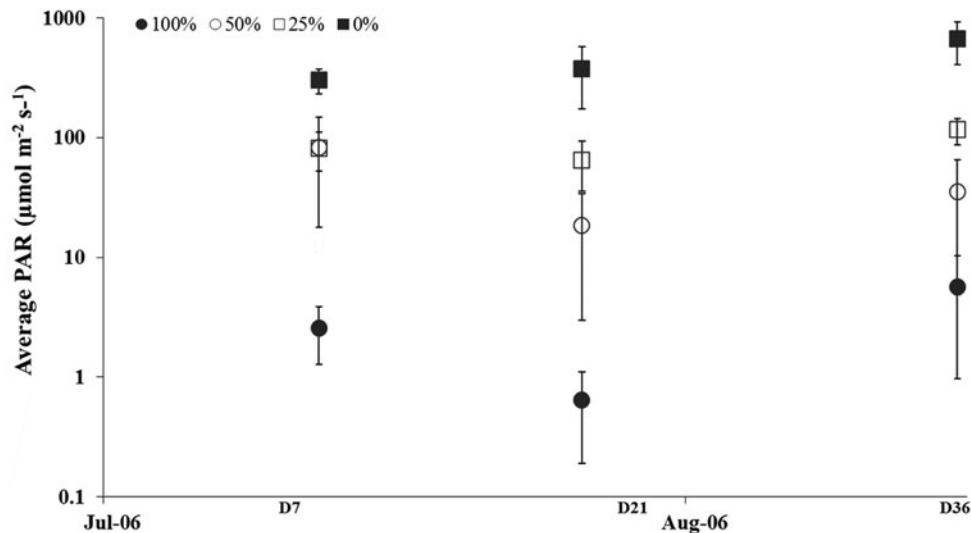


Fig. 2. Average photosynthetically active radiation (PAR) \pm SE recorded on substratum beneath canopy layer (where present) within plots through time, $N = 5$. ● 100% intact-fronds, ○ 50% intact-fronds, □ 25% intact-fronds, ■ 0% intact-fronds.

The assemblages of mobile and sessile taxa found in all plots were similar prior to experimental reductions of *Ascophyllum* (ANOSIM; Global $R < 0$, $P > 0.6$). Between 21 and 69 days after manipulation, assemblages of mobile or sessile taxa in the 50% intact-fronds treatment did not differ from those in the 100% intact-fronds control (Tables 2 & 3, Appendices A, B, D & E). Up to 70 days post-removal, the 25% and 0% intact-fronds treatments had different assemblages of mobile and sessile taxa compared with controls (Tables 2 & 3, Appendices A, B, D & E). On the final sampling visit (Day 272, ~9 months after the pulse disturbance, 16 April 2007, spring) the mobile invertebrate species assemblages were not different among treatments (Table 3). This reflected partial recovery of *Ascophyllum* in the 0% intact-fronds treatments (to ~25% canopy cover, Figure 3), and an increase in the percentage cover of the mid-canopy species *Fucus serratus* across all plots (~50% canopy cover, Figure 5C). There were, however, still significant differences

after 9 months in the assemblages of sessile taxa in the 0% intact-fronds treatment compared with both the 25% and 100% intact-fronds treatments but the assemblages of sessile taxa in the 50% intact-fronds treatment did not differ from any other treatments (Appendix A).

All of the 10 mobile invertebrate species recorded (for full list see Appendix D) were found to contribute to differences identified in the ANOSIM analysis between the treatment types, although average abundances among treatment types and at different visits varied (further explained by univariate analyses below). Of all the sessile taxa (and/or cover components) sampled, *Fucus serratus*, encrusting corallines, bare rock, *Spirorbis spirorbis*, *Osmundea pinnatifida*, sand-covered rock, *Mastocarpus stellatus*, *Ulva* spp., *Cladophora rupestris*, *Lomentaria articulata*, unidentified red turf and the barnacle *Perforatus perforatus*, were found to contribute to the differences identified between canopy treatments (SIMPER). These individual species and habitat types were analysed

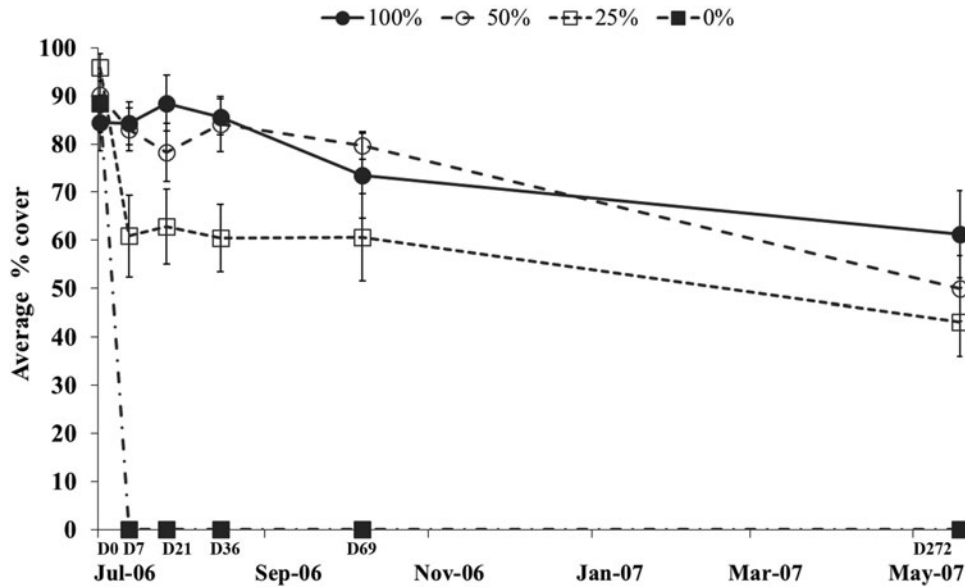


Fig. 3. Average percentage cover ± SE of *Ascophyllum* canopy through time (not including holdfast fronds <10 cm), N = 5. ● 100% intact-fronds, ○ 50% intact-fronds, □ 25% intact-fronds, ■ 0% intact-fronds.

Table 2. Pairwise ANOSIM comparing assemblages of sessile taxa (as percentage cover) among treatments (average for 2 subplots in each treatment area) at each sampling date, N = 5. Statistical significance (indicated by *) adjustment of alpha (Bonferonni correction) to 0.008, relative difference using R is indicated in bold.

Treatments	Day 7		Day 21		Day 36		Day 69		Day 272	
	R	P	R	P	R	P	R	P	R	P
Control, F50	0.332	0.024	0	0.460	0.036	0.373	0.228	0.079	0.128	0.159
Control, F25	0.316	0.048	0.096	0.239	0.196	0.063	0.064	0.31	0.176	0.135
Control, Fo	0.556	0.016	0.396	0.024	0.340	0.024	0.904	0.008*	0.7	0.008*
F50, F25	0.012	0.429	-0.228	0.960	-0.012	0.476	-0.016	0.524	-0.048	0.508
F50, Fo	0.092	0.246	0.052	0.286	0.052	0.333	0.636	0.008*	0.24	0.063
F25, Fo	0.492	0.016	0.26	0.079	0.20	0.175	0.504	0.016	0.388	0.024
GLOBAL R	0.271	0.001	0.1	0.132	0.131	0.066	0.403	0.001	0.252	0.004

Table 3. Pairwise ANOSIM comparing assemblages of mobile invertebrate species (invertebrate assemblage) among treatments (average for 2 subplots in each treatment area) at each sampling date, N = 5. Statistical significance (indicated by*) adjustment of alpha (Bonferonni correction) to 0.008, relative difference using R is indicated in bold.

Treatments	Day 7		Day 21		Day 36		Day 69		Day 272	
	R	P	R	P	R	P	R	P	R	P
Control, F50	-0.056	0.611	-0.072	0.651	-0.048	0.635	0.04	0.357	-0.104	0.254
Control, F25	0.34	0.008*	0.312	0.024	0.608	0.008*	0.636	0.008*	-0.06	0.635
Control, Fo	0.628	0.008*	0.648	0.008*	0.368	0.032	0.656	0.008*	0.164	0.183
F50, F25	0.184	0.063	0.264	0.056	0.452	0.016	0.488	0.024	0.004	0.460
F50, Fo	0.656	0.008*	0.708	0.008*	0.24	0.071	0.472	0.008*	0.268	0.079
F25, Fo	-0.004	0.556	0.396	0.016	-0.06	0.659	0.396	0.016	0.104	0.254
GLOBAL R	0.294	0.005	0.369	0.001	0.256	0.007	0.442	0.001	0.066	0.177

using univariate techniques (when they occurred in sufficient abundances) to further identify responses to reduction of *Ascophyllum* (Table 1, Figures 4 & 5).

Invertebrate species richness in the 50% and 100% intact-fronds treatments were similar on days 7 and 21, with higher average species richness than both the 25% and 0%

intact-fronds treatments (Table 1, Figure 4A, Tukey's $P < 0.05$). On day 36 only the 50% intact-fronds treatment differed from other treatments, with higher species richness (Table 1, Figure 4A, Tukey's $P < 0.05$). On day 69, the 100%, 50% and 25% intact-fronds treatments had similar average species richness, all higher than the 0% intact-fronds

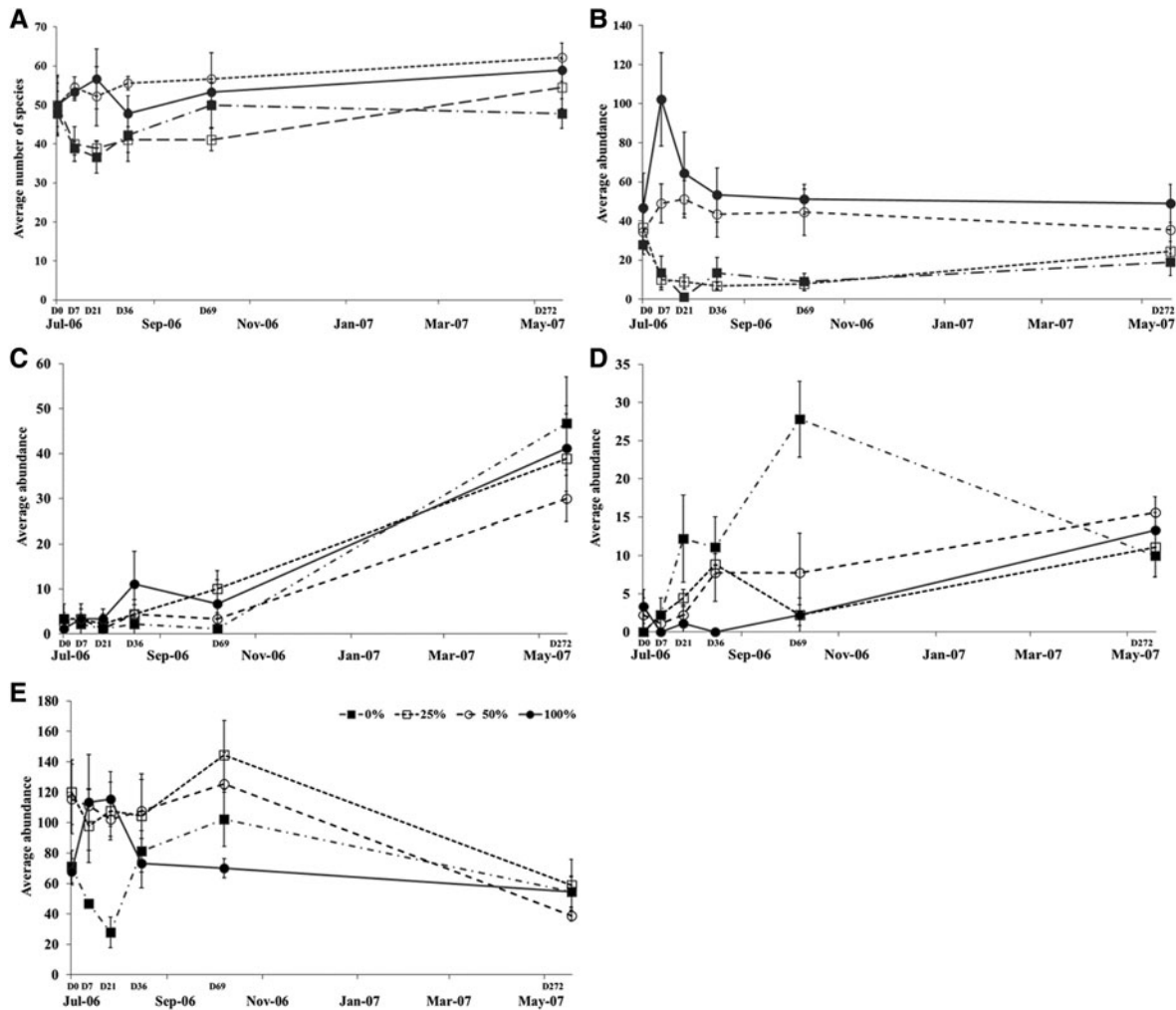


Fig. 4. Average abundances of invertebrates \pm SE found in treatment plots through time (per m^2), $N = 5$: (A) species richness; (B) *Littorina obtusata*; (C) *Littorina littorea*; (D) *Phorcus lineatus*; (E) *Gibbula umbilicatis*. ● 100% intact-fronds, ○ 50% intact-fronds, □ 25% intact-fronds, ■ 0% intact-fronds.

treatment (Table 1, Figure 4A, Tukey's $P < 0.05$). At the end of the experiment, the 0% intact-fronds treatment had lower species richness than the 50% and 100% intact-fronds treatments (Table 1, Figure 4A, Tukey's $P < 0.05$), but did not differ from the 25% intact-fronds treatment. The 25% intact-fronds treatment had similar species richness to the 50% intact-fronds treatment, but remained lower than the 100% intact-frond control (Table 1, Figure 4A, Tukey's $P < 0.05$).

Species-specific responses to disturbance

The abundance of the periwinkle *Littorina obtusata* differed among treatments throughout the study (Table 1, Figure 4B). On day 7 the 25% and 0% intact-fronds treatments had less than half the abundance ($\sim 1/0.09 m^2$ compared with $\sim 4/0.09 m^2$) of *L. obtusata* found in the 50% intact treatments and less than a quarter of that found in the 100% intact-fronds control ($\sim 10/0.09 m^2$, Figure 4B, Tukey's $P < 0.05$). On days 21 and 69, the 50% and 100% intact-fronds treatments had similar abundances of *L. obtusata*, which were higher than those recorded in both the 0% and 25% intact-fronds treatments (Figure 4B, Tukey's $P < 0.05$). The same pattern was evident on day 36, although not statistically significant (Table 1, Figure 4B). *Littorina obtusata* was more commonly observed on the fronds and holdfasts of *Ascophyllum* than

under the canopy on the rock surface. In contrast, the abundance of the congeneric, largely rock-surface-dwelling, *Littorina littorea* did not respond to frond reductions but varied over time (Table 1, Figure 4C). The top shell *Phorcus lineatus* differed in abundance among treatments at different times throughout the study (Table 1, Figure 4D). The abundance of *P. lineatus* in the 0% intact-fronds treatment was higher than that in all other treatments on day 69 (Figure 4D, Tukey's $P < 0.05$). The abundance of the top shell *Gibbula umbilicatis* varied among treatments on different sampling visits (Table 1, Figure 4E). On days 7 and 21 there were fewer *G. umbilicatis* in the 0% intact-fronds treatment compared with other treatments; although no differences were identified on other sampling visits (Table 1, Figure 4E, Tukey's $P < 0.05$).

Encrusting coralline algae did not differ ($P = 0.066$) in cover among treatments, though varied temporally, with a decline occurring on days 69 and 272 in all treatments (Table 1, Figure 5A). Although not quantified, a decline of the integrity of the encrusting coralline algae was observed in the 0% intact-fronds treatment, with a loss of pigment and surface peeling. Similarly, the cover of the turf-forming alga *Osmundea pinnatifida* did not vary among treatments, but varied over time, increasing in abundance on day 272 in

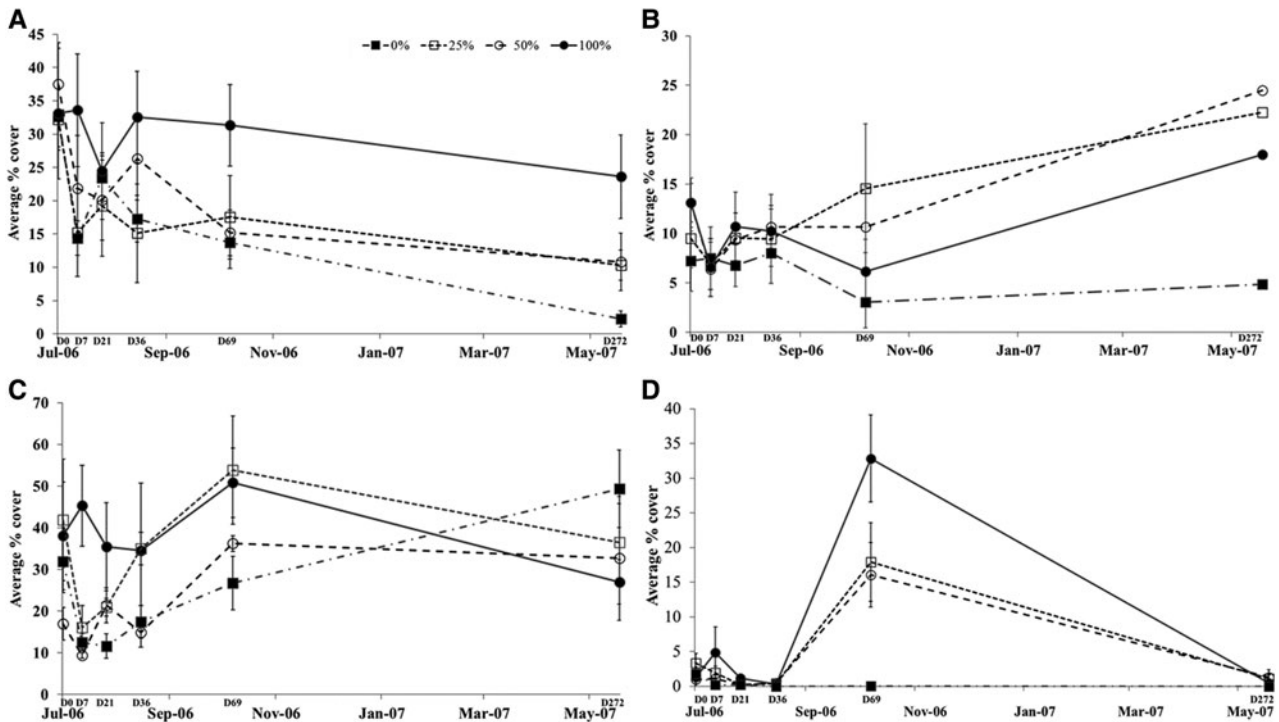


Fig. 5. Average percentage cover of associated algae \pm SE found in treatment plots through time, $N = 5$: (A) encrusting coralline algae; (B) *Osmondea pinnatifida*; (C) *Fucus serratus*; (D) *Ulva* spp. ● 100% intact-fronds, ○ 50% intact-fronds, □ 25% intact-fronds, ■ 0% intact-fronds.

the 100%, 50% and 25% intact-fronds treatments (Table 1, Figure 5B). The differences in abundance of the furoid alga, *Fucus serratus*, among treatments and the control were not consistent over time (Table 1, Figure 5C). *Fucus serratus* had a higher percentage cover in the 100% intact-fronds control during day 7 compared with all other treatments; but no difference in percentage cover among treatments on other days (Table 1, Figure 5C, Tukey's $P < 0.05$). On day 272 a decline in abundance of *F. serratus* occurred in the control and 25% intact-fronds treatment and an increase occurred in the 0% intact-frond treatment (Table 1, Figure 5C). The percentage cover of the algae *Ulva* spp. only differed among treatments and the control plots on day 69 (Table 1, Figure 5D), with greater cover in the 100% intact-fronds control (average 33%) compared with the 50 and 25% intact-fronds treatments (both average 16%, Tukey's $P < 0.05$), *Ulva* spp. were not recorded in the control plots. *Ulva* spp. remained below 5% cover throughout the rest of the study. Univariate analyses of additional taxa found during the study were not possible due to low abundances.

DISCUSSION

Theory predicts that the importance or role of a species as an ecosystem engineer will depend on interactions and thresholds between environmental stress and a suite of morphological and ecological traits (Jones *et al.*, 1994, 1997; Bruno & Bertness, 2001; Crain & Bertness, 2006). Thus whilst a species may be considered to be an autogenic ecosystem engineer under one set of conditions (e.g. full canopy cover), it may cease to do so if these conditions break down. Intertidal rocky shores are particularly stressful environments with tidal cycles of emersion and gradients in physiological

stress (e.g. desiccation, temperature, UV). Whilst full canopies of *Ascophyllum* have been demonstrated to act as autogenic ecosystem engineers and facilitate understorey biodiversity (Jenkins *et al.*, 1999a, b, c, 2004; Jenkins & Hawkins, 2003), we have demonstrated that this engineering role can be compromised by a pulse disturbance that reduces frond density and the ability of the canopy to modulate the physical environment. For *Ascophyllum* to act effectively as an autogenic ecosystem engineer at Hannafore Point, we found that at least 50% of the fronds (corresponding with 70–98% *Ascophyllum* cover) need to remain in order for temperature to remain cooler and for the associated invertebrate community to persist. With only 25% intact-fronds remaining (corresponding with 50–70% *Ascophyllum* cover), macroalgae and sessile invertebrates could persist at Hannafore Point but at reduced abundances.

Ascophyllum altered the physical environment by reducing light and temperature within the understorey, but the effect varied amongst pulse disturbance treatments and was not proportional to frond densities. *Ascophyllum* reduced temperature in the 50% and 100% intact-fronds treatments. The maximum temperatures recorded using the continuous data loggers also suggest that the canopy may buffer from temperature extremes since the 50% and 100% intact-fronds treatments had the least variation in temperature. This more stable temperature is likely to exert less physical stress on species associating with the canopy and improve survival (Crisp, 1964). *Ascophyllum* also filtered light to the understorey in all plots except those in which fronds were completely removed (0% intact-fronds treatment). Even the 25% intact-fronds treatment had an average light intensity six times lower than in the 0% intact-fronds treatment. Unexpectedly, percentage cover of *Ascophyllum* was not directly proportional to the density of fronds, and declined in

all treatments with intact fronds over time. Throughout the experiment the percentage cover of *Ascophyllum* in the 50% and 100% intact-fronds treatments were similarly high, suggesting that *Ascophyllum* can withstand high levels of frond breakage whilst still maintaining a high canopy percentage cover and its ecosystem engineering function. This pattern tracked an ongoing decline in canopy cover in 100% intact-frond controls, suggesting additional natural influences on canopy cover occurring at this site, which may influence ecosystem engineering function.

A marked short-term disturbance effect was observed 7 days after the treatments were applied with species assemblages varying between all treatments and the control. Changes in species assemblages related to stable temperatures in controls compared with increased temperatures in all treatments. Light intensity to the understorey increased as fronds were reduced, although the 50% and 25% intact-fronds treatments had similar light intensities, and the 0% intact-fronds treatment had the highest light intensity (more than double the highest recorded in the 25–50% treatments). This short-term response for all data suggests the assemblage needs somewhere between 7 and 21 days to recover from a single disturbance. This contrasts with the findings of Speidel *et al.* (2001) in Washington where abundances of littorinids, limpets and ephemeral algae did not differ among canopy reductions of *Fucus gardneri* despite rock temperatures being reduced by up to 7°C in all plots containing canopy algae. The differences in responses amongst these studies (Speidel *et al.*, 2001 and this study) suggest that either particular species in Washington and the UK respond differently to canopy presence and/or rock temperature, or that rock temperature is not the driver of macroinvertebrate species patterns.

Our investigation found general similarities in responses of the community to those in *Ascophyllum* complete canopy-removal studies undertaken by Jenkins *et al.* on the Isle of Man (Jenkins *et al.*, 1999a, b, c, 2004). In addition, we found that taxon richness was higher in the 100% and 50% intact-fronds treatments when compared with the 25% and 0% intact-fronds treatments. This pattern may also be related to differences in temperature amongst treatments. The algal turfs (e.g. *Osmundea pinnatifida*, *Chondrus crispus*) in the understorey of removed canopies on the Isle of Man (Jenkins *et al.*, 1999b) were found to degrade once the canopy was lost. We also found this at Hannafore Point (*Lomentaria* sp. and *Cladophora* sp.), but the species differed. Ingólfsson & Hawkins (2008) also found *Cladophora* sp. was lost following *Ascophyllum* removal in Iceland, and this loss persisted for 17 years despite canopy recovery. These studies in multiple locations suggest that a decline of turf-forming algae is a common response to *Ascophyllum* canopy loss and is likely a response to increased light and temperature when the canopy is removed (this study).

Although differences in abundance of *Littorina obtusata* occurred immediately after removal, subsequently abundances did not differ between the 50% and 100% intact-fronds treatments, but *L. obtusata* was much less common in the 25% and 0% intact-fronds treatments. *Littorina obtusata* occurs on the *Ascophyllum* canopy (Watson & Norton, 1987; Williams, 1992) and even displays a facilitative relationship with its 'host', as its grazing of tissue causes the alga to produce phlorotannins, reducing its susceptibility to grazing by other invertebrates (Pavia & Toth, 2000). Observations at all sites sampled in this study found a high number of *L. obtusata*

attached to the fronds of *Ascophyllum* and since thinning and removal directly reduced fronds, this may explain lower abundances in the 25% and 0% intact-fronds treatments, especially at the beginning of the experiment.

Many of the taxa with reduced abundances in the 0% intact-fronds treatment were algae, suggesting that either higher light levels (Wiencke & Davenport, 1988; see Kubler & Raven, 1994; Irving *et al.*, 2004), or increased herbivory by grazers such as *Phorcus lineatus* (Mieszkowska *et al.*, 2007), impacted their survival in areas where the density of fronds was greatly reduced. De Figueiredo *et al.* (2000) reported that crustose corallines are common under algal canopies on rocky shores and in our study encrusting corallines bleached and peeled away from the surface in the 0% intact-fronds treatment, suggesting they are sensitive to high light, drying, temperature exposure or a combination.

Disturbances that may result in thinning of *Ascophyllum* canopy include increased grazing intensity (species introductions or range shifts, Davies *et al.*, 2007), climate change (reduced growth and recruitment) and trampling and harvesting (Boaden & Dring, 1980; Keser *et al.*, 2005; Araújo *et al.*, 2009; Hawkins *et al.*, 2009). Climate change is likely to affect *Ascophyllum* (Davies *et al.*, 2007) and shore communities in a multitude of ways such as increased sea and air temperatures stressing its physiological processes (Svensson *et al.*, 2009), increased storm activity causing physical damage, and the immigration and emigration of species that may compete or alter species interactions as local conditions change (e.g. increased grazer diversity and abundance, Hawkins *et al.*, 2009). The only published studies to examine thinning of *Ascophyllum* canopies were undertaken in Portugal and examined press disturbances by human trampling (Araújo *et al.*, 2009, 2012; Bertocci *et al.*, 2011). Araújo *et al.* (2009) found trampling (at disturbance levels resulting in similar *Ascophyllum* cover to our 25% intact-fronds treatment) negatively impacted the community associated with *Ascophyllum*. Consistent with these studies (Araújo *et al.*, 2009, 2012; Bertocci *et al.*, 2011), we found a decreased abundance of some understorey species, but did not find increased *Ulva* spp. recruiting into 0% intact-fronds plots as seen in Portugal (Araújo *et al.*, 2009). In contrast, *Ulva* spp. were in low abundance throughout the study at Hannafore Point with the exception of September 2006 (summer) where abundance spiked in all treatments except the 0% intact-fronds treatment. This is likely to be due to differences between sites and times of disturbance. Thinning of perennial intertidal furoid algae was also investigated in New Zealand by Schiel & Lilley (2007) on the Australasian species *Hormosira banksii*. Schiel & Lilley (2007) found significant stepwise responses when comparing 0%, 25% and 50% canopy cover treatments to the 75% canopy and unmanipulated control plots. This matches with our findings at Hannafore Point where the macroinvertebrate assemblages found in our 100% and 50% intact-fronds treatments (which correspond, in terms of *Ascophyllum* canopy cover, with their 0% reduction) differed from those found in the 25% and 0% intact-fronds treatments (which correspond, in terms of *Ascophyllum* canopy cover, with their 75% and 100% reductions). Given the similarities between our findings and other studies, management (e.g. restricted site access for sensitive locations) may be necessary to maintain the ecosystem engineering function of *Ascophyllum*, especially as frond breakage due to multiple climate change impacts (e.g. increased desiccation/grazing

pressure/storms) is predicted to increase (Hawkins *et al.*, 2009).

Despite the spatial variation in species assemblages from undisturbed canopies detected between our study sites, other thinning studies with spatially variable assemblages have shown similar general patterns within the understory including the loss of sensitive algae (e.g. non-geniculate corallines, Lilley & Schiel, 2006), a decline in species richness (Araújo *et al.*, 2009) and replacement with other species (Jenkins *et al.*, 1999c; Araújo *et al.*, 2009).

The results of this study support the general findings of other studies investigating the consequence of *Ascophyllum* canopy disturbance to shore ecology (Jenkins *et al.*, 1999a, b, c, 2004; Jenkins & Hawkins, 2003; Ingólfsson & Hawkins, 2008), but additionally demonstrate that there is a threshold of disturbance beyond which the autogenic engineering role of *Ascophyllum* is compromised. Reduction of more than 50% of fronds near the holdfast will reduce its ability to modulate temperature and light and to support the understory community assemblage. Given that intact *Ascophyllum* canopies have been shown to support high levels of biodiversity elsewhere (Black & Miller, 1991; Jenkins *et al.*, 1999b, 2004; Keser *et al.*, 2005; Davies *et al.*, 2008; Ingólfsson & Hawkins, 2008; Watt & Scrosati, 2013), disturbance resulting in frond loss is likely to have widespread consequences, with slow recovery times when less than 50% of fronds remain intact. Our work demonstrates the value of investigating the conditions under which habitat-forming species may modulate the physical environment and act as autogenic ecosystem engineers to better manage the assemblages and biodiversity that they facilitate.

SUPPLEMENTARY MATERIAL

The supplementary material for this article can be found at <https://doi.org/10.1017/S0025315416002009>

ACKNOWLEDGEMENTS

Thanks are given to several field assistants particularly Kate de la Haye and technical assistants from The Marine Biological Association of the United Kingdom. In kind support was provided by The Marine Biological Association of the United Kingdom. Feedback from two anonymous reviewers improved this manuscript.

FINANCIAL SUPPORT

Funding was provided by the Ecological Society of Australia (student research award to J.B. Pocklington), Melbourne University (PORES and Drummond awards to J.B. Pocklington) and Museum Victoria (NHT grant to T.D. O'Hara). Additional funds were provided by The Marine Biological Association of the United Kingdom.

REFERENCES

Airoidi L. and Hawkins S.J. (2007) Negative effects of sediment deposition on grazing activity and survival of the limpet *Patella vulgata*. *Marine Ecology Progress Series* 332, 235–240.

- Ang P.O., Sharp G.J. and Semple R.E. (1996) Comparison of the structure of populations of *Ascophyllum nodosum* (Fucales, Phaeophyta) at sites with different harvesting histories. *Hydrobiologia* 327, 179–184.
- Araújo R., Sousa-Pinto I., Serrão E. and Åberg P. (2012) Recovery after trampling disturbance in a canopy-forming seaweed population. *Marine Biology* 159, 697–707.
- Araújo R., Vaselli S., Almeida M., Serrao E. and Sousa-Pinto I. (2009) Effects of disturbance on marginal populations: human trampling on *Ascophyllum nodosum* assemblages at its southern distribution limit. *Marine Ecology Progress Series* 378, 81–92.
- Bellgrove A., Clayton M.N. and Quinn G.P. (1997) Effects of secondarily treated sewage effluent on intertidal macroalgal recruitment processes. *Marine and Freshwater Research* 48, 137–146.
- Bertness M.D. and Leonard G.H. (1997) The role of positive interactions in communities: lessons from intertidal habitats. *Ecology* 78, 1976–1989.
- Bertocci I., Araújo R., Vaselli S. and Sousa-Pinto I. (2011) Marginal populations under pressure: spatial and temporal heterogeneity of *Ascophyllum nodosum* and associated assemblages affected by human trampling in Portugal. *Marine Ecology Progress Series* 439, 73–82.
- Black R. and Miller R. (1991) Use of the intertidal zone by fish in Nova Scotia. *Environmental Biology of Fishes* 31, 109–121.
- Boaden P.J.S. and Dring M.T. (1980) A quantitative evaluation of the effects of *Ascophyllum* harvesting on the littoral ecosystem. *Helgolander Meeresuntersuchungen* 33, 700–710.
- Bonsdorff E., Blomqvist E.M., Mattila J. and Norkko A. (1997) Coastal eutrophication: causes, consequences and perspectives in the Archipelago areas of the northern Baltic Sea. *Estuarine, Coastal and Shelf Science* 44(Suppl. 1), 63–72.
- Bruno J. and Bertness M.D. (2001) Habitat modification and facilitation in benthic marine communities. In Bertness M.D., Gaines S.D. and Hay M.E. (eds) *Marine community ecology*. Sunderland, MA: Sinauer Associates, pp. 201–218.
- Cervin G. and Åberg P. (1997) Do littorinids affect the survival of *Ascophyllum nodosum* germlings? *Journal of Experimental Marine Biology and Ecology* 218, 35–47.
- Crain C.M. and Bertness M.D. (2006) Ecosystem engineering across environmental gradients: implications for conservation and management. *Bioscience* 56, 211–218.
- Crisp D.J. (1964) The effects of the winter of 1962/63 on the British marine fauna. *Helgolander Marine Research* 10, 313–327.
- Davies A.J., Johnson M.P. and Maggs C.A. (2007) Limpet grazing and loss of *Ascophyllum nodosum* canopies on decadal time scales. *Marine Ecology Progress Series* 339, 131–141.
- Davies A.J., Johnson M.P. and Maggs C.A. (2008) Subsidy by *Ascophyllum nodosum* increases growth rate and survivorship of *Patella vulgata*. *Marine Ecology Progress Series* 366, 43–48.
- De O. Figueiredo M.A., Kain J.M. and Norton T.A. (2000) Responses of crustose corallines to epiphyte and canopy cover. *Journal of Phycology* 36, 14–24.
- Gollety C., Thiébaud E. and Davoult D. (2011) Characteristics of the *Ascophyllum nodosum* stands and their associated diversity along the coast of Brittany, France. *Journal of the Marine Biological Association of the United Kingdom* 91, 569–577.
- Hawkins S.J., Sugden H.E., Mieszkowska N., Moore P.J., Poloczanska E., Leaper R., Herbert R.J.H., Genner M.J., Moschella P.S., Thompson R.C., Jenkins S.R., Southward A.J. and Burrows M.T. (2009) Consequences of climate-driven biodiversity changes for

- ecosystem functioning of North European rocky shores. *Marine Ecology Progress Series* 396, 245–259.
- Ingólfsson A. and Hawkins S.J.** (2008) Slow recovery from disturbance: a 20 year study of *Ascophyllum* canopy clearances. *Journal of the Marine Biological Association of the United Kingdom* 88, 689–691.
- Irving A.D., Connell S.D. and Elsdon T.S.** (2004) Effects of kelp canopies on bleaching and photosynthetic activity of encrusting coralline algae. *Journal of Experimental Marine Biology and Ecology* 310, 1–12.
- Jenkins S.R., Coleman R.A., Hawkins S.J., Burrows M.T. and Hartnoll R.G.** (2005) Regional scale differences in determinism of grazing effects in the rocky intertidal. *Marine Ecology Progress Series* 287, 77–86.
- Jenkins S.R. and Hawkins S.J.** (2003) Barnacle larval supply to sheltered rocky shores: a limiting factor? *Hydrobiologia* 503, 143–151.
- Jenkins S.R., Hawkins S.J. and Norton T.A.** (1999a) Direct and indirect effects of a macroalgal canopy and limpet grazing in structuring a sheltered inter-tidal community. *Marine Ecology Progress Series* 188, 81–92.
- Jenkins S.R., Hawkins S.J. and Norton T.A.** (1999b) Interaction between a fucoid canopy and limpet grazing in structuring a low shore intertidal community. *Journal of Experimental Marine Biology and Ecology* 233, 41–63.
- Jenkins S.R., Norton T.A. and Hawkins S.J.** (1999c) Interactions between canopy forming algae in the eulittoral zone of sheltered rocky shores on the Isle of Man. *Journal of the Marine Biological Association of the United Kingdom* 79, 341–349.
- Jenkins S.R., Norton T.A. and Hawkins S.J.** (2004) Long term effects of *Ascophyllum nodosum* canopy removal on mid shore community structure. *Journal of the Marine Biological Association of the United Kingdom* 84, 327–329.
- Jenkins S.R., Moore P., Burrows M.T., Garbary D.J., Hawkins S.J., Ingólfsson A., Sebens K.P., Snelgrove P.V.R., Wethey D.S. and Woodin S.A.** (2008) Comparative ecology of North Atlantic shores: do differences in players matter for process? *Ecology* 89, S3–S23.
- Jones C.G., Lawton J.H. and Shachak M.** (1994) Organisms as ecosystem engineers. *Oikos* 69, 373–386.
- Jones C.G., Lawton J.H. and Shachak M.** (1997) Positive and negative effects of organisms as physical ecosystem engineers. *Ecology* 78, 1946–1957.
- Keough M.J. and Quinn G.P.** (1998) Effects of periodic disturbances from trampling on rocky intertidal algal beds. *Ecological Applications* 8, 141–161.
- Keser M., Swenarton J.T. and Foertch J.F.** (2005) Effects of thermal input and climate change on growth of *Ascophyllum nodosum* (Fucales, Phaeophyceae) in eastern Long Island Sound (USA). *Journal of Sea Research* 54, 211–220.
- Kubler J.E. and Raven J.A.** (1994) Consequences of light limitation for carbon acquisition in three rhodophytes. *Marine Ecology Progress Series* 110, 203–209.
- Leonard G.H.** (1999) Positive and negative effects of intertidal algal canopies on recruitment and survival of barnacles. *Ecology* 80, 1762–1769.
- Lilley S.A. and Schiel D.R.** (2006) Community effects following the deletion of a habitat-forming alga from rocky marine shores. *Oecologia* 148, 672–681.
- Littler M.M. and Murray S.N.** (1974) The primary productivity of marine macrophytes from a rocky intertidal community. *Marine Biology* 27, 131–135.
- Menge B.A. and Olson A.M.** (1990) Role of scale and environmental factors in regulation of community structure. *Trends in Ecology and Evolution* 5, 52–57.
- Mieszkowska N., Hawkins S.J., Burrows M.T. and Kendall M.A.** (2007) Long-term changes in the geographic distribution and population structures of *Osilinus lineatus* (Gastropoda: Trochidae) in Britain and Ireland. *Journal of the Marine Biological Association of the United Kingdom* 87, 537–545.
- Pavia H. and Toth G.B.** (2000) Inducible chemical resistance to herbivory in the brown seaweed *Ascophyllum nodosum*. *Ecology* 81, 3212–3225.
- Petraitis P.S. and Dudgeon S.R.** (1999) Experimental evidence for the origin of alternative communities on rocky intertidal shores. *Oikos* 84, 239–245.
- Povey A. and Keough M.J.** (1991) Effects of trampling on plant and animal populations on rocky shores. *Oikos* 61, 355–368.
- Quinn G.P. and Keough M.J.** (2002) *Experimental design and data analysis for biologists*, 1st edition. Cambridge: Cambridge University Press.
- Rönnerberg C. and Bonsdorff E.** (2004) Baltic Sea eutrophication: area-specific ecological consequences. In Kautsky H. and Snoeijis P. (eds) *Biology of the Baltic Sea*, Volume 176. Amsterdam: Springer, pp. 227–241.
- Schiel D. and Lilley S.** (2007) Gradients of disturbance to an algal canopy and the modification of an intertidal community. *Marine Ecology Progress Series* 339, 1–11.
- Schiel D.R. and Taylor D.I.** (1999) Effects of trampling on a rocky intertidal algal assemblage in southern New Zealand. *Journal of Experimental Marine Biology and Ecology* 235, 213–235.
- Schiel D.R., Wood S.A., Dunmore R.A. and Taylor D.I.** (2006) Sediment on rocky intertidal reefs: effects on early post-settlement stages of habitat-forming seaweeds. *Journal of Experimental Marine Biology and Ecology* 331, 158–172.
- Speidel M., Harley C.D.G. and Wohnam M.J.** (2001) Recovery of the brown alga *Fucus gardneri* following a range of removal intensities. *Aquatic Botany* 71, 273–280.
- Stephenson T.A. and Stephenson A.** (1972) *Life between tidemarks on rocky shores*. San Francisco, CA: W. H. Freeman and Company.
- Svensson C., Pavia H. and Åberg P.** (2009) Robustness in life history of the brown seaweed *Ascophyllum nodosum* (Fucales, Phaeophyceae) across large scales: effects of spatially and temporally induced variability on population growth. *Marine Biology* 156, 1139–1148.
- Thompson R.C., Crowe T.P. and Hawkins S.J.** (2002) Rocky intertidal communities: past environmental changes, present status and predictions for the next 25 years. *Environmental Conservation* 29, 168–191.
- Ugarte R.A., Sharp G. and Moore B.** (2006) Changes in the brown seaweed *Ascophyllum nodosum* (L.) Le Jol. Plant morphology and biomass produced by cutter rake harvests in southern New Brunswick, Canada. *Journal of Applied Phycology* 18, 351–359.
- Underwood A.J.** (1998) Grazing and disturbance: an experimental analysis of patchiness in recovery from a severe storm by the intertidal alga *Hormosira banksii* on rocky shores in New South Wales. *Journal of Experimental Marine Biology and Ecology* 231, 291–306.
- Underwood A.J.** (1999) Physical disturbances and their direct effect on an indirect effect: responses of an intertidal assemblage to a severe storm. *Journal of Experimental Marine Biology and Ecology* 232, 125–140.
- Watson D.C. and Norton T.A.** (1987) The habitat and feeding preferences of *Littorina obtusata* (L.) and *L. mariae* sacchi et rastelli. *Journal of Experimental Marine Biology and Ecology* 112, 61–72.
- Watt C.A. and Scrosati R.A.** (2013) Regional consistency of intertidal elevation as a mediator of seaweed canopy effects on benthic species richness, diversity and composition. *Marine Ecology Progress Series* 491, 91–99.
- Wernberg T., Bennett S., Babcock R.C., de Bettignies T., Cure K., Depczynski M., Dufois F., Fromont J., Fulton C.J., Hovey R.K.,**

Harvey E.S., Holmes T.H., Kendrick G.A., Radford B., Santana-Garcon J., Saunders B.J., Smale D.A., Thomsen M.S., Tuckett C.A., Tuya F., Vanderklift M.A. and Wilson S.K. (2016) Climate driven regime shift of a temperate marine ecosystem. *Science* 353, 169–172.

Wiencke C. and Davenport J. (1988) Respiration and photosynthesis in the intertidal alga *Cladophora rupestris* (L.) Kütz. under fluctuating salinity regimes. *Journal of Experimental Marine Biology and Ecology* 114, 183–197.

Williams G.A. (1992) The effect of predation on the life histories of *Littorina obtusata* and *Littorina mariae*. *Journal of the Marine Biological Association of the United Kingdom* 72, 403–416.

and

Zemke-White W.L. and Masao O. (1999) World seaweed utilisation: an end-of-century summary. *Journal of Applied Phycology* 11, 369–376.

Correspondence should be addressed to:

J. B. Pocklington
School of Marine Science and Technology, Newcastle
University, Dove Marine Laboratory, Cullercoats, Tyne &
Wear NE30 4PZ, UK
email: jpocklington@museum.vic.gov.au