

# CNS SPECTRUMS<sup>®</sup>

The International Journal of Neuropsychiatric Medicine



## HIV and the Central Nervous System Part One

### **Dementia and the Neurovirulence of HIV-1**

*P. Shapshak, R. K. Fujimura, A. Srivastava, and K. Goodkin*


### **Central Nervous System Opportunistic Infections in HIV-1 Infection**

*M. Concha and A. Rabinstein*

### **Nutritional Contributions to the CNS Pathophysiology of HIV-1 Infection and Implications for Treatment**

*T. T. Baldewicz, P. Brouwers, K. Goodkin,  
A. M. Kumar, and M. Kumar*

CNS Spectrums is indexed by  
EMBASE/Excerpta Medica, DIALOG,  
SilverPlatter, OVID, and Lexis-Nexis,  
and is the official journal of the  
International Neuropsychiatric Association.



In mild to moderate Alzheimer's disease

# You see it as maintaining cognitive



\* Individual responses to ARICEPT® may include improvement, stabilization, or decline.

† The most common adverse events leading to discontinuation in pivotal clinical trials with ARICEPT® (donepezil HCl) were nausea, diarrhea, and vomiting. Pivotal clinical trials of ARICEPT® have shown no increase, relative to placebo, in the incidence of either peptic ulcer disease or gastrointestinal bleeding. Nevertheless, cholinesterase inhibitors may be expected to increase gastric acid secretion. Therefore, patients (especially those at increased risk for developing ulcers—eg, having a history of ulcer disease, receiving concurrent nonsteroidal anti-inflammatory drugs) should be monitored closely for gastrointestinal bleeding. In pivotal clinical trials, syncopal episodes have been reported in association with ARICEPT® (2% vs 1% for placebo).

function.

She sees it as  
a bedtime story.

ARICEPT®. Helping to make  
a difference for people living  
with Alzheimer's

- Slows the worsening of symptoms\*
- Proven to maintain cognition  
in placebo-controlled studies
- Well tolerated†
- Proven safety profile
- Once-daily dosing
- 3 years of real-world use

ONCE - A - DAY  
**ARICEPT**®  
(donepezil HCl)  
5-MG AND 10-MG TABLETS

THERAPY TO REMEMBER™

Please see brief summary of prescribing information on adjacent page.

EL208A99C

**ARICEPT® (Donepezil Hydrochloride Tablets)**

Brief Summary — see package insert for full prescribing information. **INDICATIONS AND USAGE** ARICEPT® is indicated for the treatment of mild to moderate dementia of the Alzheimer's type. **CONTRAINDICATIONS** ARICEPT® is contraindicated in patients with known hypersensitivity to donepezil hydrochloride or to piperidine derivatives. **WARNINGS** **Anesthesia:** ARICEPT®, as a cholinesterase inhibitor, is likely to exaggerate succinylcholine-type muscle relaxation during anesthesia. **Cardiovascular Conditions:** Because of their pharmacological action, cholinesterase inhibitors may have vagotonic effects on heart rate (e.g., bradycardia). The potential for this action may be particularly important to patients with "sick sinus syndrome" or other supraventricular cardiac conduction conditions. Syncope episodes have been reported in association with the use of ARICEPT®. **Gastrointestinal Conditions:** Through their primary action, cholinesterase inhibitors may be expected to increase gastric acid secretion due to increased cholinergic activity. Therefore, patients should be monitored closely for symptoms of active or occult gastrointestinal bleeding, especially those at increased risk for developing ulcers, e.g., those with a history of ulcer disease or those receiving concurrent nonsteroidal anti-inflammatory drugs (NSAIDs). Clinical studies of ARICEPT® have shown no increase, relative to placebo, in the incidence of either peptic ulcer disease or gastrointestinal bleeding. ARICEPT®, as a predictable consequence of its pharmacological properties, has been shown to produce diarrhea, nausea and vomiting. These effects, when they occur, appear more frequently with the 10 mg/day dose than with the 5 mg/day dose. In most cases, these effects have been mild and transient, sometimes lasting one to three weeks, and have resolved during continued use of ARICEPT®. **Genitourinary:** Although not observed in clinical trials of ARICEPT®, cholinomimetics may cause bladder outflow obstruction. **Neurological Conditions:** Seizures: Cholinomimetics are believed to have some potential to cause generalized convulsions. However, seizure activity also may be a manifestation of Alzheimer's Disease. **Pulmonary Conditions:** Because of their cholinomimetic actions, cholinesterase inhibitors should be prescribed with care to patients with a history of asthma or obstructive pulmonary disease. **PRECAUTIONS** **Drug-Drug Interactions** **Drugs Highly Bound to Plasma Proteins:** Drug displacement studies have been performed *in vitro* between this highly bound drug (96%) and other drugs such as furosemide, digoxin, and warfarin. ARICEPT® at concentrations of 0.3-10 µg/mL did not affect the binding of furosemide (5 µg/mL), digoxin (2 ng/mL), and warfarin (3 µg/mL) to human albumin. Similarly, the binding of ARICEPT® to human albumin was not affected by furosemide, digoxin, and warfarin. **Effect of ARICEPT® on the Metabolism of Other Drugs:** No *in vivo* clinical trials have investigated the effect of ARICEPT® on the clearance of drugs metabolized by CYP 3A4 (e.g. cisapride, terfenadine) or by CYP 2D6 (e.g. imipramine). However, *in vitro* studies show a low rate of binding to these enzymes (mean  $K_i$  about 50-130 µM), that, given the therapeutic plasma concentrations of donepezil (164 nM), indicates little likelihood of interference. Whether ARICEPT® has any potential for enzyme induction is not known. **Effect of Other Drugs on the Metabolism of ARICEPT®:** Ketoconazole and quinidine, inhibitors of CYP450, 3A4 and 2D6, respectively, inhibit donepezil metabolism *in vitro*. Whether there is a clinical effect of these inhibitors is not known. Inducers of CYP 2D6 and CYP 3A4 (e.g., phenytoin, carbamazepine, dexamethasone, rifampin, and phenobarbital) could increase the rate of elimination of ARICEPT®. **Use with Anticholinergics:** Because of their mechanism of action, cholinesterase inhibitors have the potential to interfere with the activity of anticholinergic medications. **Use with Cholinomimetics and Other Cholinesterase Inhibitors:** A synergistic effect may be expected when cholinesterase inhibitors are given concurrently with succinylcholine, similar neuromuscular blocking agents or cholinergic agonists such as bethanechol. **Carcinogenesis, Mutagenesis, Impairment of Fertility** Carcinogenicity studies of donepezil have not been completed. Donepezil was not mutagenic in the Ames reverse mutation assay in bacteria. In the chromosome aberration test in cultures of Chinese hamster lung (CHL) cells, some clastogenic effects were observed. Donepezil was not clastogenic in the *in vivo* mouse micronucleus test. Donepezil had no effect on fertility in rats at doses up to 10 mg/kg/day (approximately 8 times the maximum recommended human dose on a mg/m<sup>2</sup> basis). **Pregnancy** **Pregnancy Category C:** Teratology studies conducted in pregnant rats at doses up to 16 mg/kg/day (approximately 13 times the maximum recommended human dose on a mg/m<sup>2</sup> basis) and in pregnant rabbits at doses up to 10 mg/kg/day (approximately 16 times the maximum recommended human dose on a mg/m<sup>2</sup> basis) did not disclose any evidence for a teratogenic potential of donepezil. However, in a study in which pregnant rats were given up to 10 mg/kg/day (approximately 8 times the maximum recommended human dose on a mg/m<sup>2</sup> basis) from day 17 of gestation through day 20 postpartum, there was a slight increase in still births and a slight decrease in pup survival through day 4 postpartum at this dose; the next lower dose tested was 3 mg/kg/day. There are no adequate or well-controlled studies in pregnant women. ARICEPT® should be used during pregnancy only if the potential benefit justifies the potential risk to the fetus. **Nursing Mothers** It is not known whether donepezil is excreted in human breast milk. ARICEPT® has no indication for use in nursing mothers. **Pediatric Use** There are no adequate and well-controlled trials to document the safety and efficacy of ARICEPT® in any illness occurring in children. **ADVERSE REACTIONS** **Adverse Events Leading to Discontinuation** The rates of discontinuation from controlled clinical trials of ARICEPT® due to adverse events for the ARICEPT® 5 mg/day treatment groups were comparable to those of placebo-treatment groups at approximately 5%. The rate of discontinuation of patients who received 7-day escalations from 5 mg/day to 10 mg/day, was higher at 13%. The most common adverse events leading to discontinuation, defined as those occurring in at least 2% of patients and at twice the incidence seen in placebo patients, are shown in Table 1.

**Table 1. Most Frequent Adverse Events Leading to Withdrawal from Controlled Clinical Trials by Dose Group**

Dose Group	Placebo	5 mg/day ARICEPT®	10 mg/day ARICEPT®
Patients Randomized	355	350	315
<b>Event/%Discontinuing</b>			
Nausea	1%	1%	3%
Diarrhea	0%	<1%	3%
Vomiting	<1%	<1%	2%

**Most Frequent Adverse Clinical Events Seen in Association with the Use of ARICEPT®** The most common adverse events, defined as those occurring at a frequency of at least 5% in patients receiving 10 mg/day and twice the placebo rate, are largely predicted by ARICEPT®'s cholinomimetic effects. These include nausea, diarrhea, insomnia, vomiting, muscle cramp, fatigue and anorexia. These adverse events were often of mild intensity and transient, resolving during continued ARICEPT® treatment without the need for dose modification. There is evidence to suggest that the frequency of these common adverse events may be affected by the rate of titration. An open-label study was conducted with 269 patients who received placebo in the 15- and 30-week studies. These patients were titrated to a dose of 10 mg/day over a 6-week period. The rates of common adverse events were lower than those seen in patients titrated to 10 mg/day over one week in the controlled clinical trials and were comparable to those seen in patients on 5 mg/day. See Table 2 for a comparison of the most common adverse events following one and six week titration regimens.

**Table 2. Comparison of Rates of Adverse Events in Patients Titrated to 10 mg/day Over 1 and 6 Weeks**

Adverse Event	Placebo (n=315)	Titration Regimen		
		No titration (n=311)	One-week titration (n=315)	Six-week titration (n=269)
Nausea	6%	5%	19%	6%
Diarrhea	5%	8%	15%	9%
Insomnia	6%	6%	14%	6%
Fatigue	3%	4%	8%	3%
Vomiting	3%	3%	8%	5%
Muscle cramps	2%	6%	8%	3%
Anorexia	2%	3%	7%	3%

**Adverse Events Reported in Controlled Trials** The events cited reflect experience gained under closely monitored conditions of clinical trials in a highly selected patient population. In actual clinical practice or in other clinical trials, these frequency estimates may not apply, as the conditions of use, reporting behavior, and the kinds of patients treated may differ. Table 3 lists treatment emergent signs and symptoms that were reported in at least 2% of patients in placebo-controlled trials who received ARICEPT® and for which the rate of occurrence was greater for ARICEPT® assigned than placebo assigned patients. In general, adverse events occurred more frequently in female patients and with advancing age.

**Table 3. Adverse Events Reported in Controlled Clinical Trials in at Least 2% of Patients Receiving ARICEPT® (donepezil HCl) and at a Higher Frequency than Placebo-treated Patients**

Body System/Adverse Event	Placebo (n=355)	ARICEPT® (n=747)
<b>Percent of Patients with any Adverse Event</b>	72	74
<b>Body as a Whole</b>		
Headache	9	10
Pain, various locations	8	9
Accident	6	7
Fatigue	3	5
<b>Cardiovascular System</b>		
Syncope	1	2
<b>Digestive System</b>		
Nausea	6	11
Diarrhea	5	10
Vomiting	3	5
Anorexia	2	4
<b>Hemic and Lymphatic System</b>		
Echymosis	3	4
<b>Metabolic and Nutritional Systems</b>		
Weight Decrease	1	3
<b>Musculoskeletal System</b>		
Muscle Cramps	2	6
Arthritis	1	2
<b>Nervous System</b>		
Insomnia	6	9
Dizziness	6	8
Depression	<1	3
Abnormal Dreams	0	3
Somnolence	<1	2
<b>Urogenital System</b>		
Frequent Urination	1	2

**Other Adverse Events Observed During Clinical Trials** ARICEPT® has been administered to over 1700 individuals during clinical trials worldwide. Approximately 1200 of these patients have been treated for at least 3 months and more than 1000 patients have been treated for at least 6 months. Controlled and uncontrolled trials in the United States included approximately 900 patients. In regards to the highest dose of 10 mg/day, this population includes 650 patients treated for 3 months, 475 patients treated for 6 months and 116 patients treated for over 1 year. The range of patient exposure is from 1 to 1214 days. Treatment emergent signs and symptoms that occurred during 3 controlled clinical trials and two open-label trials in the United States were recorded as adverse events by the clinical investigators using terminology of their own choosing. To provide an overall estimate of the proportion of individuals having similar types of events, the events were grouped into a smaller number of standardized categories using a modified COSTART dictionary and event frequencies were calculated across all studies. These categories are used in the listing below. The frequencies represent the proportion of 900 patients from these trials who experienced that event while receiving ARICEPT®. All adverse events occurring at least twice are included, except for those already listed in Tables 2 or 3. COSTART terms too general to be informative, or events less likely to be drug caused. Events are classified by body system and listed using the following definitions: **Infrequent adverse events** — those occurring in at least 1/1000 patients; **Infrequent adverse events** — those occurring in 1/100 to 1/1000 patients. These adverse events are not necessarily related to ARICEPT® treatment and in most cases were observed at a similar frequency in placebo-treated patients in the controlled studies. No important additional adverse events were seen in studies conducted outside the United States. **Body as a Whole:** *Frequent:* influenza, chest pain, toothache; *Infrequent:* fever, edema face, periorbital edema, hernia hiatal, abscess, cellulitis, chills, generalized coldness, head fullness, listlessness. **Cardiovascular System:** *Frequent:* hypertension, vasodilation, arrhythmia, fibrillation, hot flashes, hypotension; *Infrequent:* angina pectoris, postural hypotension, myocardial infarction, AV block (first degree), congestive heart failure, arteritis, bradycardia, peripheral vascular disease, supraventricular tachycardia, deep vein thrombosis. **Digestive System:** *Frequent:* fecal incontinence, gastrointestinal bleeding, bloating, epigastric pain; *Infrequent:* eructation, gingivitis, increased appetite, flatulence, periodontal abscess, cholelithiasis, diverticulitis, drooling, dry mouth, fever sore, gastritis, irritable colon, tongue edema, epigastric distress, gastroenteritis, increased transaminases, hemorrhoids, ileus, increased thirst, jaundice, melena, polydipsia, duodenal ulcer, stomach ulcer. **Endocrine System:** *Infrequent:* diabetes mellitus, goiter. **Hemic and Lymphatic System: *Infrequent:* anemia, thrombocytopenia, thrombocytopenia, eosinophilia, erythrocytopenia. **Metabolic and Nutritional Disorders:** *Frequent:* dehydration; *Infrequent:* gout, hypokalemia, increased creatine kinase, hyperglycemia, weight increase, increased lactate dehydrogenase. **Musculoskeletal System:** *Frequent:* bone fracture; *Infrequent:* muscle weakness, muscle fasciculation. **Nervous System:** *Frequent:* delusions, tremor, irritability, paresthesia, aggression, vertigo, ataxia, increased libido, restlessness, abnormal crying, nervousness, aphasia; *Infrequent:* cerebrovascular accident, intracranial hemorrhage, transient ischemic attack, emotional lability, neuralgia, coldness (localized), muscle spasm, dysphoria, gait abnormality, hypertonia, hypokinesia, neurodermatitis, numbness (localized), paranoia, dysarthria, dysphasia, hostility, decreased libido, melancholia, emotional withdrawal, nystagmus, pacing. **Respiratory System:** *Frequent:* dyspnea, sore throat, bronchitis; *Infrequent:* epistaxis, post nasal drip, pneumonia, hyperventilation, pulmonary congestion, wheezing, hypoxia, pharyngitis, pleurisy, pulmonary collapse, sleep apnea, snoring. **Skin and Appendages:** *Frequent:* pruritus, diaphoresis, urticaria; *Infrequent:* dermatitis, erythema, skin discoloration, hyperkeratosis, alopecia, fungal dermatitis, herpes zoster, hirsutism, skin striae, night sweats, skin ulcer. **Special Senses:** *Frequent:* cataract, eye irritation, vision blurred; *Infrequent:* dry eyes, glaucoma, earache, tinnitus, blepharitis, decreased hearing, retinal hemorrhage, otitis externa, otitis media, bad taste, conjunctival hemorrhage, ear buzzing, motion sickness, spots before eyes. **Urogenital System:** *Frequent:* urinary incontinence, nocturia; *Infrequent:* dysuria, hematuria, urinary urgency, metrorrhagia, cystitis, enuresis, prostate hypertrophy, pyelonephritis, inability to empty bladder, breast fibroadenosis, fibrocystic breast, mastitis, pyuria, renal failure, vaginitis. **Postintroduction Reports** Voluntary reports of adverse events temporally associated with ARICEPT® that have been received since market introduction that are not listed above, and that there is inadequate data to determine the causal relationship with the drug include the following: abdominal pain, agitation, cholecystitis, confusion, convulsions, hallucinations, heart block (all types), hemolytic anemia, hepatitis, hyponatremia, pancreatitis, and rash. **OVERDOSAGE** Because strategies for the management of overdose are continually evolving, it is advisable to contact a Poison Control Center to determine the latest recommendations for the management of an overdose of any drug. As in any case of overdose, general supportive measures should be utilized. Overdose with cholinesterase inhibitors can result in cholinergic crisis characterized by severe nausea, vomiting, salivation, sweating, bradycardia, hypotension, respiratory depression, collapse and convulsions. Increasing muscle weakness is a possibility and may result in death if respiratory muscles are involved. Tertiary anticholinergics such as atropine may be used as an antidote for ARICEPT® overdose. Intravenous atropine sulfate titrated to effect is recommended: an initial dose of 1.0 to 2.0 mg IV with subsequent doses based upon clinical response. Atypical responses in blood pressure and heart rate have been reported with other cholinomimetics when co-administered with quaternary anticholinergics such as glycopyrrolate. It is not known whether ARICEPT® and/or its metabolites can be removed by dialysis (hemodialysis, peritoneal dialysis, or hemofiltration). Dose-related signs of toxicity in animals included reduced spontaneous movement, prone position, staggering gait, lacrimation, clonic convulsions, depressed respiration, salivation, miosis, tremors, fasciculation and lower body surface temperature. **DOSAGE AND ADMINISTRATION** The dosages of ARICEPT® shown to be effective in controlled clinical trials are 5 mg and 10 mg administered once per day. Controlled clinical trials indicated that the 10 mg dose, with a one week titration, is likely to be associated with a higher incidence of cholinergic adverse events than the 5 mg dose. Because steady state is not achieved for 15 days and because the incidence of such effects may be influenced by the rate of dose escalation, treatment with a dose of 10 mg should not be contemplated until patients have been on a daily dose of 5 mg for 4 to 6 weeks. Whether or not to employ a dose of 10 mg is a matter of prescriber and patient preference. ARICEPT® should be taken in the evening, just prior to retiring, and may be taken with or without food.**

Revised September 1999



© 2000, Eisai Inc. and Pfizer Inc



Pfizer U.S. Pharmaceuticals  
New York, NY 10017

Printed in USA/February 2000

# The Voice of Science



**MBL**  
Medical Broadcast Ltd.

MedworksMedia™

PRIMARY PSYCHIATRY®  
CNS SPECTRUMS®

T·E·N™ O·N·E™  
MentalFitness®

# CNS SPECTRUMS

The International Journal of Neuropsychiatric Medicine

## **EDITOR**

**Eric Hollander, MD**  
Mount Sinai School of Medicine  
New York, NY

## **INTERNATIONAL EDITOR**

**Joseph Zohar, MD**  
Chaim Sheba Medical Center  
Tel Aviv, Israel

## **ASSOCIATE INTERNATIONAL EDITOR**

**Donatella Marazziti, MD**  
University of Pisa  
Pisa, Italy

## **EDITORIAL DIRECTOR**

**James La Rossa Jr.**

## **BOARD OF ADVISORS**

**Margaret Altemus, MD**  
Cornell University Medical Center  
New York, NY

**Mitchell F. Brin, MD**  
Mount Sinai School of Medicine  
New York, NY

**John Caronna, MD**  
New York Hospital–Cornell  
Medical Center, New York, NY

**Dennis S. Charney, MD**  
Yale University  
New Haven, CT

**Emil F. Coccaro, MD**  
University of Chicago Medical Center  
Chicago, IL

**Jeffrey L. Cummings, MD**  
University of California  
Los Angeles, CA

**Dwight L. Evans, MD**  
University of Pennsylvania  
Philadelphia, PA

**Mark George, MD**  
Medical University of South Carolina  
Charleston, SC

**Jack Gorman, MD**  
College of Physicians and  
Surgeons, Columbia University  
New York, NY

**Thomas R. Insel, MD**  
Yerkes Primate Labs  
Emory University School of Medicine  
Atlanta, GA

**Lorrin M. Koran, MD**  
Stanford University Medical School  
Stanford, CA

**Herbert Y. Meltzer, MD**  
Vanderbilt University Medical Center  
Nashville, TN

**Stuart A. Montgomery, MD**  
St. Mary's Hospital Medical School  
London, United Kingdom

**Dennis L. Murphy, MD**  
National Institute of Mental Health  
Bethesda, MD

**Charles B. Nemeroff, MD, PhD**  
Emory University School of Medicine  
Atlanta, GA

**Humberto Nicolini, MD, PhD**  
Instituto Mexicano de Psiquiatria  
Mexico

**Katharine Phillips, MD**  
Brown University  
Providence, RI

**Harold A. Pincus, MD**  
American Psychiatric Association  
Washington, DC

**Stanley I. Rapoport, MD**  
National Institute of Mental Health  
Bethesda, MD

**Scott L. Rauch, MD**  
Massachusetts General Hospital  
Charlestown, MA

**Alan Schatzberg, MD**  
Stanford University Medical School  
Stanford, CA

**Dan J. Stein, MB**  
University of Stellenbosch  
Tygerberg, South Africa

**Norman Sussman, MD**  
New York University Medical School  
New York, NY

**Neal R. Swerdlow, MD, PhD**  
University of California, San Diego  
La Jolla, CA

**Michael R. Trimble, MD**  
National Hospital for Neurology  
and Neurosurgery  
London, United Kingdom

**H. M. van Praag, MD**  
University of Maastricht  
Maastricht, The Netherlands

**Herman G.M. Westenberg, MD**  
University Hospital Utrecht  
Utrecht, The Netherlands

**Richard Wyatt, MD**  
National Institute of Mental Health  
Bethesda, MD

**Stuart Yudofsky, MD**  
Baylor College of Medicine  
Houston, TX

## **MBL COMMUNICATIONS**

### **CEO & PUBLISHER**

James La Rossa Jr.

### **PRESIDENT & ASSOCIATE PUBLISHER**

Darren L. Brodeur

### **MANAGING EDITOR**

Claire R. Roberts

### **ASSOCIATE EDITORIAL DIRECTOR/ ACQUISITIONS EDITOR**

Genevieve Romano

### **SENIOR EDITORS**

Jenny R. Green  
Steven Ovadia

### **SPECIAL PROJECTS EDITOR**

Imre Balanli

### **PUBLISHING ASSOCIATE**

Jesse D. Soll

### **NATIONAL ACCOUNTS MANAGER— EMERGING MARKETS**

Paul McDaniel

### **ASSISTANT ACQUISITIONS EDITORS**

Kathleen Byrne  
Dena Panteleakis

### **EDITORIAL ASSISTANTS**

Jill Bazar  
Janeen Labbe  
Keith Papa  
Joshua Ubaldi

### **ART DIRECTOR**

Anthony J. Korsak

### **ASSISTANT ART DIRECTOR**

Benjamin Balcomb

### **COPY EDITORS**

Lauren Cerruto  
Michelle Cervone, MD  
John Martino

### **ADMINISTRATIVE ASSISTANT**

Claudette Crawford

### **CONTROLLER**

Richard Cortez

### **CORPORATION COUNSEL**

Kevin F. Saer, Esq.  
Davis, Wright, & Tremaine, LLP

### **OF COUNSEL**


Susan G. La Rossa, Esq.  
Putney, Twombly, Hall & Hirson



**Depression  
or  
Generalized Anxiety Disorder**



**to better**



**to well**

*I got my  
playfulness  
back*

**Get your patients beyond better**

- Working on both serotonin and norepinephrine, the unique formulation of EFFEXOR XR offers more of your patients the ability to achieve remission—full symptom resolution.<sup>1,2</sup>

**Need proof? Call 1-888-EFFEXOR XR.**

Visit us at [www.EFFEXORXR.com](http://www.EFFEXORXR.com)

Please see brief summary of Prescribing Information on the next page.

**ONCE-DAILY**  
**VENLAFAXINE HCl**  
**EFFEXOR XR** EXTENDED  
RELEASE  
CAPSULES

**Beyond better.**

The efficacy and safety of EFFEXOR XR for pediatric use have not been established.

**EFFEXOR XR is contraindicated in patients taking monoamine oxidase inhibitors (MAOIs). EFFEXOR XR should not be used in combination with an MAOI or within at least 14 days of discontinuing treatment with an MAOI; at least 7 days should be allowed after stopping EFFEXOR XR before starting an MAOI.**

The most common adverse events reported in EFFEXOR XR placebo-controlled depression trials (incidence  $\geq 10\%$  and  $\geq 2\times$  that of placebo) were nausea, dizziness, somnolence,

abnormal ejaculation, sweating, dry mouth, and nervousness; and in GAD trials were nausea, dry mouth, insomnia, abnormal ejaculation, anorexia, constipation, nervousness, and sweating. Treatment with venlafaxine is associated with sustained increases in blood pressure (BP) in some patients. Three percent of EFFEXOR XR patients in depression studies (doses of 75 to 375 mg/day) and 0.4% in GAD studies (doses of 75 to 225 mg/day) had sustained BP elevations. Less than 1% discontinued treatment because of elevated BP. Regular BP monitoring is recommended.

References: 1. Data on file, Wyeth-Averett Laboratories, Philadelphia, Pa. 2. Ferrer JN. Treatment of major depression: is improvement enough? *J Clin Psychiatry*. 1999;60(suppl 6):10-14.





**HIV-1-ASSOCIATED DEMENTIA: DEPENDENT ON VIRAL EFFECTS AND HOST RESPONSE TO A READILY ADAPTIVE AND CONSTANTLY EVOLVING VIRUS**  
31-42

“HAD is known to be a subcortical dementia and a need has arisen to compare gp120 sequences from subcortical regions with those obtained from cortical regions. The authors’ work has demonstrated variations in the V1-V5 sequence of gp120 isolates directly from tissues from up to four neuroanatomic locations (ie, frontal lobe, basal ganglia, temporal lobe, and medial temporal lobe) of HAD subjects. Sequences of gp120 (V1-V5) from three subjects were described. Two of these subjects had been retrospectively evaluated and diagnosed by a method we developed based on the American Academy of Neurology criteria for HAD. A third subject exhibited neuropsychiatric impairment, although HAD was not diagnosed. Studies of genetic distances in the foregoing two cases not only demonstrated that there was clustering and independent evolution across regions (ie, increased genetic distance), but also that there was evidence of interregional decreases in genetic distance across two regions for each of the HAD subjects. One subject showed a decreased distance between basal ganglia and frontal lobe, and the other subjects showed this decrease between medial temporal lobe (including the hippocampus) and temporal lobe neocortex.

These data suggest the possibility that independent clustering and evolution of virus occurs normally across brain regions over time and that with the disorder of HAD there may be evidence of smaller than expected interregional genetic distances within these larger phylogenetic trees, showing increased interregional distance on the whole occurring with HIV-1 infection of the brain. The strains identified may be directly related to pathogenesis. These DNA-derived sequences may mirror the archive of virus DNAs and could reflect a disorder-specific strain that has not yet evolved to a pathogenic strain (or strains). Alternatively, some RNA-derived sequences (predominating at the time of death) may reflect strains that have evolved from an earlier pathogenic strain into subsequent nonpathogenic strains. Further laboratory studies need to be performed to assess the pathogenicity of the isolated brain strains of HIV-1.”

**HIV-1 INFECTION: OPENING THE FLOOD GATES TO OPPORTUNISTIC INFECTIONS**  
43-60

“The spread of JCV is postulated to be by respiratory means. Approximately 10% of children demonstrate antibody to JCV between the ages of 1 and 5 years, and by middle adulthood 80% to 90% of persons have IgG antibodies against this virus. The high prevalence of antibodies in the adult population and the rarity of PML in children, as well as the presence of IgG and absence of immunoglobulin M, support the contention that PML is the consequence of reactivation of JCV and not infection or reinfection among individuals who have become immunosuppressed.

Camptothecin and its semisynthetic analog topotecan are DNA topoisomerase I inhibitors that block the swivel activity of this enzyme on the replicating DNA fork. Camptothecin is currently approved for the treatment of ovarian cancer. However, it has also been studied in simian polyomavirus 40—a virus closely related to JCV—and has been shown to inhibit its replication. Topotecan has been reported to inhibit the replication of JCV in vitro. With a superior CSF penetration than camptothecin, topotecan has a CSF:penetration of 30%, and is now being studied in a multicenter, phase II clinical trial for HIV-1-infected individuals with PML. With these observations on the impact of potent antiretroviral therapy and new JCV-specific antiviral therapeutic trials in PML, the immediate horizon for patients suffering from PML appears less desolated.”

**COULD MEGAVITAMINS BE KEY TO HUMAN IMMUNODEFICIENCY VIRUS TYPE 1 (HIV-1) TREATMENT?**  
61-72

“There may be increased nutritional demand, since systemic infections raise the body’s basal metabolic rate, and many of the conditions that can accompany HIV-1 infection (eg, fever, psychosocial stressors, and various infections) can cause the body to require more nutritional intake in order to function normally. Moreover, highly active antiretroviral therapy (HAART)—now referred to as potent antiretroviral therapy—has been found to increase metabolic demands, potentially increasing resting energy expenditure. In fact, Baum et al have suggested that individuals with HIV-1 infection may require nutritional intake of several nutrients above the recommended daily allowance in order to maintain normal nutrient status.

The maintenance of adequate nutrient status is essential in HIV-1-infected patients. Global malnutrition, as defined by anthropometric measures (eg, body weight, triceps skin fold, and abdominal skin fold) and laboratory measures, has been commonly noted—even in the asymptomatic stage of the disease. Decreased serum albumin levels and weight loss have been found to be predictive of survival in AIDS patients. The prevalence of both global malnutrition and wasting increase as HIV-1 disease progresses, and this has been found to independently predict mortality, irrespective of CD4 cell count. The prevalence of these factors is used as an immunologic predictor of clinical disease progression and has been incorporated into the 1993 Centers for Disease Control and Prevention staging system. While it is critical to maintain adequate global nutritional status, recent research suggests that specific micronutrients may also play a role in HIV-1 disease progression. For example, a longitudinal study of 296 HIV-1-infected men found a decreased risk of progression to AIDS in patients who took multivitamins daily. The purpose of this article is to provide a brief overview of some of the more well-investigated nutritional factors and their relationship to the pathogenesis of HIV-1-associated central nervous system (CNS) disease.”

REFERENCES: 1. Swanson J, Wigal S, Greenhill L, et al. Analog classroom assessment of Adderall in children with ADHD. *J Am Acad Child Adolesc Psychiatry*. May 1998;37(5):519-526. 2. Data on file, Shire Richwood Inc. Analysis of open-label data collected from March 1995 through February 1996. 3. ADDERALL package insert, Shire Richwood Inc.

# ADDERALL® II

**5 mg, 10 mg, 20 mg & 30 mg TABLETS**  
(Mixed Salts of a Single-Entity Amphetamine Product)  
Dextroamphetamine Sulfate Amphetamine Sulfate  
Dextroamphetamine Saccharate Amphetamine Aspartate

## ADDERALL® TABLETS II BRIEF SUMMARY

AMPHETAMINES HAVE A HIGH POTENTIAL FOR ABUSE. ADMINISTRATION OF AMPHETAMINES FOR PROLONGED PERIODS OF TIME MAY LEAD TO DRUG DEPENDENCE AND MUST BE AVOIDED. PARTICULAR ATTENTION SHOULD BE PAID TO THE POSSIBILITY OF SUBJECTS OBTAINING AMPHETAMINES FOR NON-THERAPEUTIC USE OR DISTRIBUTION TO OTHERS, AND THE DRUGS SHOULD BE PRESCRIBED OR DISPENSED SPARINGLY.

**INDICATIONS: Attention Deficit Disorder with Hyperactivity:** ADDERALL is indicated as an integral part of a total treatment program which typically includes other remedial measures (psychological, educational, social) for a stabilizing effect in children with behavioral syndrome characterized by the following group of developmentally inappropriate symptoms: moderate to severe distractibility, short attention span, hyperactivity, emotional lability, and impulsivity. The diagnosis of this syndrome should not be made with finality when these symptoms are only of comparatively recent origin. Nonlocalizing (soft) neurological signs, learning disability and abnormal EEG may or may not be present, and a diagnosis of central nervous system dysfunction may or may not be warranted. **In Narcolepsy: CONTRAINDICATIONS:** Advanced arteriosclerosis, symptomatic cardiovascular disease, moderate to severe hypertension, hyperthyroidism, known hypersensitivity or idiosyncrasy to the sympathomimetic amines, glaucoma. Agitated states. Patients with a history of drug abuse. During or within 14 days following the administration of monoamine oxidase inhibitors (hypertensive crises may result). **WARNINGS:** Clinical experience suggests that in psychotic children, administration of amphetamine may exacerbate symptoms of behavior disturbance and thought disorder. Data are inadequate to determine whether chronic administration of amphetamine may be associated with growth inhibition; therefore, growth should be monitored during treatment. **Usage in Nursing Mothers:** Amphetamines are excreted in human milk. Mothers taking amphetamines should be advised to refrain from nursing. **PRECAUTIONS: General:** Caution is to be exercised in prescribing amphetamines for patients with even mild hypertension. The least amount feasible should be prescribed or dispensed at one time in order to minimize the possibility of overdosage. **Information for Patients:** Amphetamines may impair the ability of the patient to engage in potentially hazardous activities such as operating machinery or vehicles; the patient should therefore be cautioned accordingly. **Drug Interactions: Acidifying agents -** Gastrointestinal acidifying agents (guanethidine, reserpine, glutamic acid HCl, ascorbic acid, fruit juices, etc.) lower absorption of amphetamines. **Urinary acidifying agents -** (ammonium chloride, sodium acid phosphate, etc.) increase the concentration of the ionized species of the amphetamine molecule, thereby increasing urinary excretion. Both groups of agents lower blood levels and efficacy of amphetamines. **Adrenergic blockers -** Adrenergic blockers are inhibited by amphetamines. **Alkalinizing agents -** Gastrointestinal alkalinizing agents (sodium bicarbonate, etc.) increase absorption of amphetamines. Urinary alkalinizing agents (acetazolamide, some thiazides) increase the concentration of the non-ionized species of the amphetamine molecule, thereby decreasing urinary excretion. Both groups of agents increase blood levels and therefore potentiate the actions of amphetamines. **Antidepressants, tricyclic -** Amphetamines may enhance the activity of tricyclic or sympathomimetic agents; d-amphetamine with desipramine or protriptyline and possibly other tricyclics cause striking and sustained increases in the concentration of d-amphetamine in the brain; cardiovascular effects can be potentiated. **MAO inhibitors -** MAOI antidepressants, as well as a metabolite of furazolidone, slow amphetamine metabolism. This slowing potentiates amphetamines, increasing their effect on the release of norepinephrine and other monoamines from adrenergic nerve endings; this can cause headaches and other signs of hypertensive crisis. A variety of neurological toxic effects and malignant hyperpyrexia can occur, sometimes with fatal results. **Antihistamines -** Amphetamines may counteract the sedative effect of antihistamines. **Antihypertensives -** Amphetamines may antagonize the hypotensive effects of antihypertensives. **Chlorpromazine -** Chlorpromazine blocks dopamine and norepinephrine reuptake, thus inhibiting the central stimulant effects of amphetamines, and can be used to treat amphetamine poisoning. **Ethosuximide -** Amphetamines may delay intestinal absorption of ethosuximide. **Haloperidol -** Haloperidol blocks dopamine and norepinephrine reuptake, thus inhibiting the central stimulant effects of amphetamines. **Lithium carbonate -** The anorectic and stimulatory effects of amphetamines may be inhibited by lithium carbonate. **Meperidine -** Amphetamines potentiate the analgesic effect of meperidine. **Methamphetamine therapy -** Urinary excretion of amphetamines is increased, and efficacy is reduced, by acidifying agents used in methamphetamine therapy. **Norepinephrine -** Amphetamines enhance the adrenergic effect of norepinephrine. **Phenobarbital -** Amphetamines may delay intestinal absorption of phenobarbital; co-administration of phenobarbital may produce a synergistic anticonvulsant action. **Phenytoin -** Amphetamines may delay intestinal absorption of phenytoin; co-administration of phenytoin may produce a synergistic anticonvulsant action. **Propoxyphene -** In cases of propoxyphene overdosage, amphetamine CNS stimulation is potentiated and fatal convulsions can occur. **Veratrum alkaloids -** Amphetamines inhibit the hypotensive effect of veratrum alkaloids. **Drug/Laboratory Test Interactions:** • Amphetamines can cause a significant elevation in plasma corticosteroid levels. This increase is greatest in the evening. • Amphetamines may interfere with urinary steroid determinations. **Carcinogenesis/Mutagenesis:** Mutagenicity studies and long-term studies in animals to determine the carcinogenic potential of amphetamine, have not been performed. **Pregnancy - Teratogenic Effects:** Pregnancy Category C. Amphetamine has been shown to have embryotoxic and teratogenic effects when administered to A/Jax mice and C57BL mice in doses approximately 41 times the maximum human dose. Embryotoxic effects were not seen in New Zealand white rabbits given the drug in doses 7 times the human dose nor in rats given 12.5 times the maximum human dose. While there are no

adequate and well-controlled studies in pregnant women, there has been one report of severe congenital bony deformity, tracheoesophageal fistula, and anal atresia (vater association) in a baby born to a woman who took dextroamphetamine sulfate with lovastatin during the first trimester of pregnancy. Amphetamines should be used during pregnancy only if the potential benefit justifies the potential risk to the fetus. **Nonteratogenic Effects:** Infants born to mothers dependent on amphetamines have an increased risk of premature delivery and low birth weight. Also, these infants may experience symptoms of withdrawal as demonstrated by dysphoria, including agitation, and significant lassitude. **Pediatric Use:** Long-term effects of amphetamines in children have not been well established. Amphetamines are not recommended for use in children under 3 years of age with Attention Deficit Disorder with Hyperactivity described under INDICATIONS AND USAGE. Amphetamines have been reported to exacerbate motor and phonic tics and Tourette's syndrome. Therefore, clinical evaluation for tics and Tourette's syndrome in children and their families should precede use of stimulant medications. Drug treatment is not indicated in all cases of Attention Deficit Disorder with Hyperactivity and should be considered only in light of the complete history and evaluation of the child. The decision to prescribe amphetamines should depend on the physician's assessment of the chronicity and severity of the child's symptoms and their appropriateness for his/her age. Prescription should not depend solely on the presence of one or more of the behavioral characteristics. When these symptoms are associated with acute stress reactions, treatment with amphetamines is usually not indicated. **ADVERSE REACTIONS: Cardiovascular:** Palpitations, tachycardia, elevation of blood pressure. There have been isolated reports of cardiomyopathy associated with chronic amphetamine use. **Central Nervous System:** Psychotic episodes at recommended doses (rare), overstimulation, restlessness, dizziness, insomnia, euphoria, dyskinesia, dysphoria, tremor, headache, exacerbation of motor and phonic tics and Tourette's syndrome. **Gastrointestinal:** Dryness of the mouth, unpleasant taste, diarrhea, constipation, other gastrointestinal disturbances. Anorexia and weight loss may occur as undesirable effects when amphetamines are used for other than the anorectic effect. **Allergic:** Urticaria. **Endocrine:** Impotence, changes in libido. **DRUG ABUSE AND DEPENDENCE:** Dextroamphetamine sulfate is a Schedule II controlled substance. Amphetamines have been extensively abused. Tolerance, extreme psychological dependence, and severe social disability have occurred. There are reports of patients who have increased the dosage to many times that recommended. Abrupt cessation following prolonged high dosage administration results in extreme fatigue and mental depression; changes are also noted on the sleep EEG. Manifestations of chronic intoxication with amphetamines include severe dermatoses, marked insomnia, irritability, hyperactivity, and personality changes. The most severe manifestation of chronic intoxication is psychosis, often clinically indistinguishable from schizophrenia. This is rare with oral amphetamines. **OVERDOSAGE:** Individual patient response to amphetamines varies widely. While toxic symptoms occasionally occur as an idiosyncrasy at doses as low as 2 mg, they are rare with doses of less than 15 mg; 30 mg can produce severe reactions, yet doses of 400 to 500 mg are not necessarily fatal. In rats, the oral LD50 of dextroamphetamine sulfate is 96.8 mg/kg. **Symptoms:** Manifestations of acute overdosage with amphetamines include restlessness, tremor, hyperreflexia, rapid respiration, confusion, assaultiveness, hallucinations, panic states, hyperpyrexia and rhabdomyolysis. Fatigue and depression usually follow the central stimulation. Cardiovascular effects include arrhythmias, hypertension or hypotension and circulatory collapse. Gastrointestinal symptoms include nausea, vomiting, diarrhea, and abdominal cramps. Fatal poisoning is usually preceded by convulsions and coma. **Treatment:** Consult with a Certified Poison Control Center for up to date guidance and advice. Management of acute amphetamine intoxication is largely symptomatic and includes gastric lavage, administration of activated charcoal, administration of a cathartic and sedation. Experience with hemodialysis or peritoneal dialysis is inadequate to permit recommendation in this regard. Acidification of the urine increases amphetamine excretion, but is believed to increase risk of acute renal failure if myoglobinuria is present. If acute, severe hypertension complicates amphetamine overdosage, administration of intravenous phentolamine (Regitine®, Novartis) has been suggested. However, a gradual drop in blood pressure will usually result when sufficient sedation has been achieved. Chlorpromazine antagonizes the central stimulant effects of amphetamines and can be used to treat amphetamine intoxication. **DOSE AND ADMINISTRATION:** Regardless of indication, amphetamines should be administered at the lowest effective dosage and dosage should be individually adjusted. Late evening doses should be avoided because of the resulting insomnia. **Attention Deficit Disorder with Hyperactivity:** Not recommended for children under 3 years of age. In children from 3 to 5 years of age, start with 2.5 mg daily; daily dosage may be raised in increments of 2.5 mg at weekly intervals until optimal response is obtained. In children 6 years of age and older, start with 5 mg once or twice daily; daily dosage may be raised in increments of 5 mg at weekly intervals until optimal response is obtained. Only in rare cases will it be necessary to exceed a total of 40 mg per day. Give first dose on awakening; additional doses (1 or 2) at intervals of 4 to 6 hours. Where possible, drug administration should be interrupted occasionally to determine if there is a recurrence of behavioral symptoms sufficient to require continued therapy. **Narcolepsy:** Usual dose 5 mg to 60 mg per day in divided doses, depending on the individual patient response. Narcolepsy seldom occurs in children under 12 years of age; however, when it does, dextroamphetamine sulfate may be used. The suggested initial dose for patients aged 6-12 is 5 mg daily; daily dose may be raised in increments of 5 mg at weekly intervals until optimal response is obtained. In patients 12 years of age and older, start with 10 mg daily; daily dosage may be raised in increments of 10 mg at weekly intervals until optimal response is obtained. If bothersome adverse reactions appear (e.g., insomnia or anorexia), dosage should be reduced. Give first dose on awakening; additional doses (1 or 2) at intervals of 4 to 6 hours. **Rx only.**

Shire Richwood Inc.

...working to become your ADHD support company  
1-800-536-7878

Revised: June 1998

**Shire**

Florence, KY 41042



Want Their “Undivided Attention” This School Year?

## DURATION OF ACTION INCREASES WITH DOSE OF ADDERALL®<sup>1</sup>

Published study results (n=29)<sup>1</sup>:

- **ADDERALL** produced a statistically significant, dose-related increase in objective measures of behavior (number of age-appropriate math problems attempted and math problems correct) as compared to placebo<sup>1</sup>
- The duration of action of **ADDERALL** effects on behavior were dose dependent<sup>1</sup>
- No unusual or serious side effects were noted in this study<sup>1</sup>

**ADDERALL** usage data (n=611) indicate that **OVER 90%** of patients can be maintained on a dosage frequency of 1-2 times per day<sup>2\*</sup>

**ADDERALL** is generally well-tolerated—adverse reactions have seldom been reported (most frequently reported adverse reactions include anorexia, insomnia, stomach pain, headache, irritability, and weight loss)<sup>3</sup>

As with most psychostimulants indicated for ADHD, the possibility of growth suppression and the potential for precipitating motor tics and Tourette’s syndrome exists with **ADDERALL** treatment and, in rare cases, exacerbations of psychosis have been reported. Since amphetamines may have a high potential for abuse, **ADDERALL** should only be prescribed as part of an overall multimodal treatment program for ADHD with close physician supervision.

\*Thirty-four patients receiving greater than 40 mg per day were excluded from this analysis.

Please see references and brief summary of prescribing information on adjacent page.

**ADDERALL** is a registered trademark of Shire Richwood Inc.



# ADDERALL® (II)

**5 mg, 10 mg, 20 mg & 30 mg TABLETS**  
(Mixed Salts of a Single-Entity Amphetamine Product)  
Dextroamphetamine Sulfate      Amphetamine Sulfate  
Dextroamphetamine Saccharate      Amphetamine Aspartate

August 1998

©1998 Shire Richwood Inc. Florence, Kentucky 41042

**Shire**



# Table of Contents

## Feature Articles

- 27 Introduction—HIV-1 Infection of the Nervous System Comes of Age**  
By Karl Goodkin, MD, PhD, FAPA
- 31 Dementia and the Neurovirulence of HIV-1**  
By Paul Shapshak, PhD, Robert K. Fujimura, PhD, Ashok Srivastava, PhD, and Karl Goodkin, MD, PhD, FAPA
- 43 Central Nervous System Opportunistic Infections in HIV-1 Infection**  
By Mauricio Concha, MD, MHS, and Alejandro Rabinstein, MD
- 61 Nutritional Contributions to the CNS Pathophysiology of HIV-1 Infection and Implications for Treatment**  
By Teri T. Baldewicz, PhD, Pim Brouwers, PhD, Karl Goodkin, MD, PhD, FAPA, Adarsh M. Kumar, PhD, and Mahendra Kumar, PhD

### Also in this issue:

#### Teaching Monograph—New Developments in the Treatment of Epilepsy

Moderator: John M. Pellock, MD

Discussants: Georgia D. Montouris, MD, and R. Eugene Ramsay, MD

## CNS SPECTRUMS®

The International  
Journal of  
Neuropsychiatric  
Medicine

Volume 5 • Number 4  
April 2000

*CNS Spectrums* is a peer review journal and is indexed in EMBASE/Excerpta Medica, DIALOG, SilverPlatter, OVID, and Lexis-Nexis. *CNS Spectrums* is endorsed by, and is the official journal of, the International Neuropsychiatric Association, with members in 30 countries.

### *CNS Spectrums* (ISSN 1092-8529)

is published monthly by  
MBL Communications,  
665 Broadway, Suite 805,  
New York, NY 10012-2302.

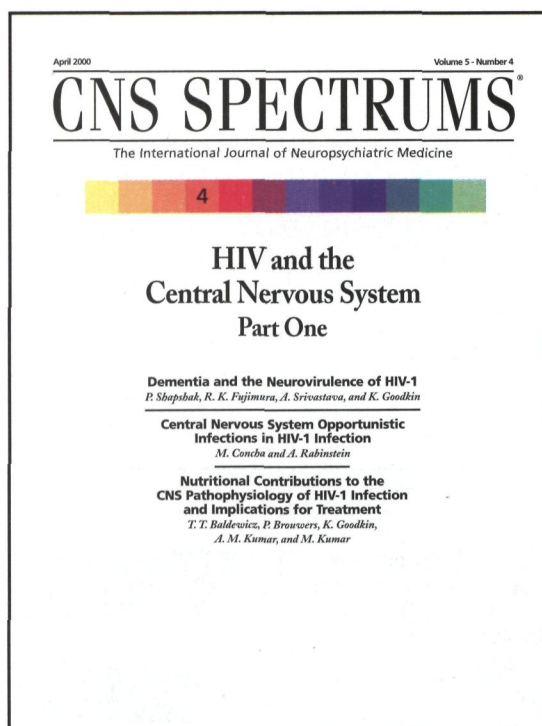
Periodicals postage paid  
at New York, NY, and at  
additional mailing offices.

One year subscription rates:  
domestic \$90;  
foreign \$145;  
in-training \$50.

For subscriptions:  
Fax: 212-328-0600.

E-mail:  
cns@mblcommunications.com

Postmaster:  
Send address changes to  
*CNS Spectrums*  
c/o PPS Medical Marketing Group  
264 Passaic Ave.  
Fairview, NJ 07004-2595



## **Table of Contents**

### Departments/Monthly Columns

#### POINT & COMMENTARY

- 10** **HIV and the Central Nervous System**  
By Eric Hollander, MD

#### FIRST PERSON

- 17** **Gene Discovery and the Future of Psychiatry**  
By Thomas R. Insel, MD

#### CNS NEWS

- 18** **Briefs from the Fields of Neurology & Neuropsychiatry**

#### THE NEUROLOGY OF BEHAVIOR

- 26** **The Lesson of Encephalitis Lethargica**  
By Michael Trimble, MD, FRCP, FRPsych

#### BOOK REVIEW

- 73** **Antisocial Personality Disorder**  
By Dan J. Stein, MB

#### CONTINUING MEDICAL EDUCATION

- 77** **This continuing medical education series gives the reader the opportunity to test his/her understanding and recall of clinical material presented in this issue. Approved for 3.0 credit hours in Category 1.**

#### INDICES

- 80** **By subject and author**

---

**For editorial and advertising inquiries, please fax 212-328-0600.**

Opinions and views expressed by authors are their own and do not necessarily reflect the views of the publisher, MBL Communications, or the editorial advisory board. Advertisements in *CNS Spectrums* are accepted on the basis of adherence to ethical medical standards, but acceptance does not imply endorsement by *CNS Spectrums*, or the publisher.


*CNS Spectrums*® is a registered trademark of *CNS Spectrums*, LLC, New York, NY.  
*CNS News*™ is a trademark of MBL Communications, Inc., New York, NY.

Permission to reproduce articles in whole or part must be obtained in writing from the publisher. Copyright ©2000 by MBL Communications. All rights reserved. Printed in the United States.



# Now, a little RISPERDAL.

*How little?*



**0.25-mg and  
0.5-mg tablets.**

Flexibility of tablets: also 1 mg, 2 mg, 3 mg, 4 mg  
and oral solution (1 mg/mL): in 30-mL bottles



JANSSEN

ONE TO ONE

Customer Action Center

1-800-JANSSEN 8 AM to 8 PM ET, Mon to Fri.  
<http://us.janssen.com>

JANSSEN

PHARMACEUTICAL  
RESEARCH FOUNDATION

Please see brief summary of Prescribing  
Information on adjacent page.

© Janssen Pharmaceutica Products, L.P. 2000

01-RS-584R March 2000

**Risperdal**<sup>®</sup>  
tablets and  
oral solution 1 mg/mL **RISPERIDONE**



**BEFORE PRESCRIBING, PLEASE CONSULT COMPLETE PRESCRIBING INFORMATION OF WHICH THE FOLLOWING IS A BRIEF SUMMARY.**

**INDICATIONS AND USAGE**

RISPERDAL<sup>®</sup> (risperidone) is indicated for the management of the manifestations of psychotic disorders.

**CONTRAINDICATIONS**

RISPERDAL<sup>®</sup> (risperidone) is contraindicated in patients with a known hypersensitivity to the product.

**WARNINGS**

**Neuroleptic Malignant Syndrome (NMS)**

A potentially fatal symptom complex sometimes referred to as Neuroleptic Malignant Syndrome (NMS) has been reported in association with antipsychotic drugs. If a patient receives antipsychotic drug treatment after recovery from NMS, the potential reintroduction of drug therapy should be carefully considered. The patient should be carefully monitored, since recurrences of NMS have been reported.

**Tardive Dyskinesia**

A syndrome of potentially irreversible, involuntary, dyskinetic movements may develop in patients treated with antipsychotic drugs. Whether antipsychotic drug products differ in their potential to cause tardive dyskinesia is unknown.

If signs and symptoms of tardive dyskinesia appear in a patient on RISPERDAL<sup>®</sup>, drug discontinuation should be considered. However, some patients may require treatment with RISPERDAL<sup>®</sup> despite the presence of the syndrome.

**Potential for Proarrhythmic Effects:** Risperidone and/or 9-hydroxyrisperidone appears to lengthen the QT interval in some patients, although there is no average increase in treated patients, even at 12-16 mg/day, well above the recommended dose. Other drugs that prolong the QT interval have been associated with the occurrence of torsades de pointes, a life-threatening arrhythmia. Bradycardia, electrolyte imbalance, concomitant use with other drugs that prolong QT, or the presence of congenital prolongation in QT can increase the risk for occurrence of this arrhythmia.

**PRECAUTIONS**

**General**

**Orthostatic Hypotension:** RISPERDAL<sup>®</sup> (risperidone) may induce orthostatic hypotension associated with dizziness, tachycardia, and in some patients, syncope, especially during the initial dose-titration period, probably reflecting its alpha-adrenergic antagonistic properties. Syncope was reported in 0.2% (2/6207) of RISPERDAL<sup>®</sup> treated patients in phase 2-3 studies. The risk of orthostatic hypotension and syncope may be minimized by limiting the initial dose to 2 mg total (either QD or 1 mg BID) in normal adults and 0.5 mg BID in the elderly and patients with renal or hepatic impairment (See DOSAGE AND ADMINISTRATION). Monitoring of orthostatic vital signs should be considered in patients for whom this is of concern. A dose reduction should be considered if hypotension occurs. RISPERDAL<sup>®</sup> should be used with particular caution in patients with known cardiovascular disease (history of myocardial infarction or ischemia, heart failure, or conduction abnormalities), cerebrovascular disease, and conditions which would predispose patients to hypotension e.g., dehydration and hypovolemia. Clinically significant hypotension has been observed with concomitant use of RISPERDAL<sup>®</sup> and antihypertensive medication.

**Seizures:** RISPERDAL<sup>®</sup> should be used cautiously in patients with a history of seizures.

**Dysphagia:** Esophageal dysmotility and aspiration have been associated with antipsychotic drug use. Aspiration pneumonia is a common cause of morbidity and mortality in patients with advanced Alzheimer's dementia. RISPERDAL<sup>®</sup> and other antipsychotic drugs should be used cautiously in patients at risk for aspiration pneumonia.

**Hyperprolactinemia:** As with other drugs that antagonize dopamine D<sub>2</sub> receptors, risperidone elevates prolactin levels and the elevation persists during chronic administration. Neither clinical studies nor epidemiologic studies conducted to date have shown an association between chronic administration of this class of drugs and tumorigenesis in humans; the available evidence is considered too limited to be conclusive at this time.

**Potential for Cognitive and Motor Impairment:** Somnolence was a commonly reported adverse event associated with RISPERDAL<sup>®</sup> treatment, especially when ascertained by direct questioning of patients. This adverse event is dose related. Patients should be cautioned about operating hazardous machinery, including automobiles, until they are reasonably certain that RISPERDAL<sup>®</sup> therapy does not affect them adversely.

**Priapism:** Rare cases of priapism have been reported.

**Thrombotic Thrombocytopenic Purpura (TTP):** A single case of TTP was reported in a 28-year-old female patient receiving RISPERDAL<sup>®</sup> in a large, open premarketing experience (approximately 1300 patients). She experienced jaundice, fever, and bruising, but eventually recovered after receiving plasmapheresis. The relationship to RISPERDAL<sup>®</sup> therapy is unknown.

**Antiemetic effect:** Risperidone has an antiemetic effect in animals; this effect may also occur in humans, and may mask signs and symptoms of overdose with certain drugs or of conditions such as intestinal obstruction, Rey's syndrome, and brain tumor.

**Body Temperature Regulation:** Disruption of body temperature regulation has been attributed to antipsychotic agents. Caution is advised when prescribing for patients who will be exposed to temperature extremes.

**Suicide:** The possibility of a suicide attempt is inherent in schizophrenia, and close supervision of high risk patients should accompany drug therapy.

**Use in Patients with Concomitant Illness:** Clinical experience with RISPERDAL<sup>®</sup> in patients with certain concomitant systemic illnesses is limited. Caution is advisable in using RISPERDAL<sup>®</sup> in patients with diseases or conditions that could affect metabolism or hemodynamic responses.

Because of the risks of orthostatic hypotension and QT prolongation, caution should be observed in cardiac patients (See WARNINGS and PRECAUTIONS). Increased plasma concentrations of risperidone and 9-hydroxyrisperidone occur in patients with severe renal impairment and in patients with severe hepatic impairment. A lower starting dose should be used in such patients.

**Information for Patients**

Physicians are advised to consult full prescribing information to review issues to be discussed with patients for whom they prescribe RISPERDAL<sup>®</sup>.

**Drug Interactions**

The interactions of RISPERDAL<sup>®</sup> and other drugs have not been systematically evaluated. Given the primary CNS effects of risperidone, caution should be used when RISPERDAL<sup>®</sup> is taken in combination with other centrally acting drugs and alcohol. RISPERDAL<sup>®</sup> may antagonize the effects of levodopa and dopamine agonists. Chronic administration of carbamazepine with risperidone may increase the clearance of risperidone. Chronic administration of clozapine with risperidone may decrease the clearance of risperidone.

Fluoxetine may increase the plasma concentration of the anti-psychotic fraction (risperidone plus 9-hydroxyrisperidone) by raising the concentration of risperidone, although not the active metabolite, 9-hydroxyrisperidone.

**Drugs that Inhibit Cytochrome P<sub>450</sub> and Other P<sub>450</sub> Isozymes:** Risperidone is metabolized to 9-hydroxyrisperidone by cytochrome P<sub>450</sub>, an enzyme that is polymorphic in the population and that can be inhibited by a variety of psychotropic and other drugs (See CLINICAL PHARMACOLOGY). Drug interactions that reduce the metabolism of risperidone to 9-hydroxyrisperidone would increase the plasma concentrations of risperidone and lower the concentrations of 9-hydroxyrisperidone. Analysis of clinical studies involving a modest number of poor metabolizers (n=70) does not suggest that poor and extensive metabolizers have different rates of adverse effects. No comparison of effectiveness in the two groups has been made.

In vitro studies showed that drugs metabolized by other P<sub>450</sub> isozymes, including 1A1, 1A2, 1C9, 2D, and 3A4, are only weak inhibitors of risperidone metabolism.

**Drugs Metabolized by Cytochrome P<sub>450</sub>:** In vitro studies indicate that risperidone is a relatively weak inhibitor of cytochrome P<sub>450</sub>. Therefore, RISPERDAL<sup>®</sup> is not expected to substantially inhibit the clearance of drugs that are metabolized by this enzymatic pathway. However, clinical data to confirm this expectation are not available.

**Carcinogenesis, Mutagenesis, Impairment of Fertility**

**Carcinogenesis:** Carcinogenicity studies were conducted in Swiss albino mice and Wistar rats. Risperidone was administered in the diet at doses of 0.63, 2.5, and 10 mg/kg for 18 months to mice and for 25 months to rats. These doses are equivalent to 2.4, 9.4 and 37.5 times the maximum human dose (16 mg/day) on a mg/kg basis or 0.2, 0.75 and 3 times the maximum human dose (mice) or 0.4, 1.5, and 6 times the maximum human dose (rats) on a mg/m<sup>2</sup> basis. There were statistically significant increases in pituitary gland adenomas, endocrine pancreas adenomas and mammary gland adenocarcinomas.

These findings are considered to be prolactin mediated. The relevance for human risk of the findings of prolactin-mediated endocrine tumors in rodents is unknown (See Hyperprolactinemia under PRECAUTIONS, GENERAL).

**Mutagenesis:** No evidence of mutagenic potential for risperidone was found.

**Impairment of Fertility:** Risperidone (0.16 to 5 mg/kg) was shown to impair mating, but not fertility, in Wistar rats in three reproductive studies at doses 0.1 to 3 times the maximum recommended human dose on a mg/m<sup>2</sup> basis.

**Pregnancy**

**Pregnancy Category C:** There are no adequate and well-controlled studies in pregnant women.

RISPERDAL<sup>®</sup> should be used during pregnancy only if the potential benefit justifies the potential risk to the fetus.

**Labor and Delivery**

The effect of RISPERDAL<sup>®</sup> on labor and delivery in humans is unknown.

**Nursing Mothers**

It is not known whether or not risperidone is excreted in human milk. Women receiving RISPERDAL<sup>®</sup> should not breast feed.

**Pediatric Use**

Safety and effectiveness in children have not been established.

**Geriatric Use**

Clinical studies of RISPERDAL<sup>®</sup> did not include sufficient numbers of patients aged 65 and over to determine whether they respond differently from younger patients. Other reported clinical experience has not identified differences in responses between elderly and younger patients. In general, a lower starting dose is recommended for an elderly patient, reflecting a decreased pharmacokinetic clearance in the elderly, as well as a greater frequency of decreased hepatic, renal, or cardiac function, and of concomitant disease or other drug therapy (See CLINICAL PHARMACOLOGY and DOSAGE AND ADMINISTRATION). While elderly patients exhibit a greater tendency to orthostatic hypotension, its risk in the elderly may be minimized by limiting the initial dose to 0.5 mg BID followed by careful titration (See PRECAUTIONS). Monitoring of orthostatic vital signs should be considered in patients for whom this is of concern.

This drug is known to be substantially excreted by the kidney, and the risk of toxic reactions to this drug may be greater in patients with impaired renal function. Because elderly patients are more likely to have decreased renal function, care should be taken in dose selection, and it may be useful to monitor renal function (See DOSAGE AND ADMINISTRATION).

**ADVERSE REACTIONS**

**Associated with Discontinuation of Treatment**

Approximately 9% percent (244/2607) of RISPERDAL<sup>®</sup> (risperidone)-treated patients in phase 2-3 studies discontinued treatment due to an adverse event, compared with about 7% on placebo and 10% on active control groups. The more common events (≥ 0.3%) associated with discontinuation and considered to be possibly or probably drug-related included: extrapyramidal symptoms, dizziness, hyperkinesia, somnolence, and nausea.

**Incidence in Controlled Trials**

**Commonly Observed Adverse Events in Controlled Clinical Trials:** In two 6- to 8-week placebo-controlled trials, spontaneously-reported, treatment-emergent adverse events with an incidence of 5% or greater in at least one of the RISPERDAL<sup>®</sup> groups and at least twice that of placebo were: anxiety, somnolence, extrapyramidal symptoms, dizziness, constipation, nausea, dyspepsia, rhinitis, rash, and tachycardia.

Adverse events were also elicited in one of these two trials (i.e., in the fixed-dose trial comparing RISPERDAL<sup>®</sup> at doses of 2, 6, 10, and 16 mg/day with placebo) utilizing a checklist for detecting adverse events, a method that is more sensitive than spontaneous reporting. By this method, the following additional common and drug-related adverse events were present at least 5% and twice the rate of placebo: increased dream activity, increased duration of sleep, accommodation disturbances, reduced salivation, micturition disturbances, diarrhea, weight gain, menorrhagia, diminished sexual desire, erectile dysfunction, ejaculatory dysfunction, and orgasmic dysfunction.

The following adverse events occurred at an incidence of 1% or more, and were at least as frequent among RISPERDAL<sup>®</sup> treated patients treated at doses of ≤10 mg/day than among placebo-treated patients in the pooled results of two 6- to 8-week controlled trials: **Psychiatric Disorders:** insomnia, agitation, anxiety, somnolence, aggressive reaction. **Nervous System:** extrapyramidal symptoms<sup>1</sup>, headache, dizziness. **Gastrointestinal System:** constipation, nausea, dyspepsia, vomiting, abdominal pain, saliva increased, toothache. **Respiratory System:** rhinitis, coughing, sinusitis, pharyngitis, dyspnea. **Body as a Whole:** back pain, chest pain, fever. **Dermatological:** rash, dry skin, seborrhea. **Infections:** upper respiratory. **Visual:** abnormal vision. **Musculo-Skeletal:** arthralgia. **Cardiovascular:** tachycardia.

<sup>1</sup> Includes tremor, dystonia, hypokinesia, hypertonia, hyperkinesia, oculogyric crisis, ataxia, abnormal gait, involuntary muscle contractions, hyporeflexia, akathisia, and extrapyramidal disorders.

**Dose Dependency of Adverse Events:**

Data from two fixed dose trials provided evidence of dose-relatedness for extrapyramidal symptoms associated with risperidone treatment. These symptoms include: sleepiness, increased duration of sleep, accommodation disturbances, orthostatic dizziness, palpitations, weight gain, erectile dysfunction, ejaculatory dysfunction, orgasmic dysfunction, asthenia/lassitude/increased fatigue/ability, and increased pigmentation.

**Vital Sign Changes:** RISPERDAL<sup>®</sup> is associated with orthostatic hypotension and tachycardia (See PRECAUTIONS).

**Weight Changes:** A statistically significantly greater incidence of weight gain for RISPERDAL<sup>®</sup> (18%) compared to placebo (9%).

**Laboratory Changes:** A between group comparison for 6- to 8-week placebo-controlled trials revealed no statistically significant RISPERDAL<sup>®</sup>/placebo differences in the proportions of patients experiencing potentially important

changes in routine serum chemistry, hematology, or urinalysis parameters. Similarly, there were no RISPERDAL<sup>®</sup>/placebo differences in the incidence of discontinuations for changes in serum chemistry, hematology, or urinalysis. However, RISPERDAL<sup>®</sup> administration was associated with increases in serum prolactin (See PRECAUTIONS).

**ECG Changes:** The electrocardiograms of approximately 380 patients who received RISPERDAL<sup>®</sup> and 120 patients who received placebo in two double-blind, placebo-controlled trials were evaluated and revealed one finding of potential concern: i.e., 8 patients taking RISPERDAL<sup>®</sup> whose baseline QTc interval was less than 450 msec were observed to have QTc intervals greater than 450 msec during treatment (See WARNINGS). Changes of this type were not seen among about 120 placebo patients, but were seen in patients receiving haloperidol (3/126).

**Other Events Observed During the Pre-Marketing Evaluation of RISPERDAL<sup>®</sup>**

During its premarketing assessment, multiple doses of RISPERDAL<sup>®</sup> (risperidone) were administered to 2607 patients in phase 2 and 3 studies and the following reactions were reported: (Note: frequent adverse events are those occurring in at least 1/100 patients. Infrequent adverse events are those occurring in 1/100 to 1/1000 patients; rare events are those occurring in fewer than 1/1000 patients. It is important to emphasize that, although the events reported occurred during treatment with RISPERDAL<sup>®</sup>, they were not necessarily caused by it.)

**Psychiatric Disorders:** Frequent: increased dream activity<sup>\*</sup>, diminished sexual desire<sup>\*</sup>, nervousness. Infrequent: impaired concentration, depression, apathy, catatonic reaction, euphoria, increased libido, amnesia. Rare: emotional lability, nightmares, delirium, withdrawal syndrome, yawning.

**Central and Peripheral Nervous System Disorders:** Frequent: increased sleep duration<sup>\*</sup>. Infrequent: dysarthria, vertigo, stupor, paraesthesia, confusion. Rare: aphasia, cholinergic syndrome, hyposthesia, tongue paralysis, leg cramps, torticollis, hypotonia, coma, migraine, hyperreflexia, choreoathetosis.

**Gastro-intestinal Disorders:** Frequent: anorexia, reduced salivation<sup>\*</sup>. Infrequent: flatulence, diarrhea, increased appetite, stomatitis, melena, dysphagia, hemorrhoids, gastritis. Rare: fecal incontinence, eructation, gastro-esophageal reflux, gastroenteritis, esophagitis, tongue discoloration, cholelithiasis, tongue edema, diverticulitis, gingivitis, discolored feces, GI hemorrhage, hematemesis.

**Body as a Whole/General Disorders:** Frequent: fatigue. Infrequent: edema, rigors, malaise, influenza-like symptoms. Rare: pallor, enlarged abdomen, allergic reaction, ascites, sarcoidosis, flushing.

**Respiratory System Disorders:** Frequent: hyperventilation, bronchospasm, pneumonia, stridor. Rare: asthma, increased sputum, aspiration.

**Skin and Appendage Disorders:** Frequent: increased pigmentation<sup>\*</sup>, photosensitivity<sup>\*</sup>. Infrequent: increased sweating, acne, decreased sweating, alopecia, hyperkeratosis, pruritus, skin exfoliation. Rare: bullous eruption, skin ulceration, aggravated psoriasis, furunculosis, verruca, dermatitis/lichenoid, hypertrichosis, genital pruritus, urticaria.

**Cardiovascular Disorders:** Frequent: palpitation, hypertension, hypotension, AV block, myocardial infarction. Rare: ventricular tachycardia, angina pectoris, premature atrial contractions, T wave inversions, ventricular extrasystoles, ST depression, myocarditis.

**Vision Disorders:** Frequent: abnormal accommodation, xerophthalmia. Rare: diplopia, eye pain, blepharitis, photopsia, photophobia, abnormal lacrimation.

**Metabolic and Nutritional Disorders:** Frequent: hyponatremia, weight increase, creatine phosphokinase increase, thirst, weight decrease, diabetes mellitus. Rare: decreased serum iron, cachexia, dehydration, hypokalemia, hypoproteinemia, hyperphosphatemia, hypertriglyceridemia, hyperuricemia, hypoglycemia.

**Urinary System Disorders:** Frequent: polyuria/polydipsia<sup>\*</sup>. Infrequent: urinary incontinence, hematuria, dysuria. Rare: urinary retention, cystitis, renal insufficiency.

**Musculo-skeletal System Disorders:** Frequent: myalgia. Rare: arthrosis, synostosis, bursitis, arthritis, skeletal pain.

**Reproductive Disorders, Female:** Frequent: menorrhagia<sup>\*</sup>, orgasmic dysfunction<sup>\*</sup>, dry vagina<sup>\*</sup>. Infrequent: nonpuerperal lactation, amenorrhea, female breast pain, leukorrhea, mastitis, dysmenorrhea, female perineal pain, intermenstrual bleeding, vaginal hemorrhage.

**Liver and Biliary System Disorders:** Frequent: increased SGOT, increased SGPT. Rare: hepatic failure, cholestatic hepatitis, cholecystitis, cholelithiasis, hepatitis, hepatocellular damage.

**Platelet, Bleeding and Clotting Disorders:** Frequent: epistaxis, purpura. Rare: hemorrhage, superficial phlebitis, thrombophlebitis, thrombocytopenia.

**Hearing and Vestibular Disorders:** Rare: tinnitus, hyperacusis, decreased hearing.

**Red Blood Cell Disorders:** Frequent: anemia, hypochromic anemia. Rare: normocytic anemia.

**Reproductive Disorders, Male:** Frequent: erectile dysfunction<sup>\*</sup>. Infrequent: ejaculation failure.

**White Cell and Resistance Disorders:** Rare: leukocytosis, lymphadenopathy, leucopenia, Pelger-Huet anomaly.

**Endocrine Disorders:** Rare: gynecomastia, male breast pain, antidiuretic hormone disorder.

**Special Senses:** Rare: bitter taste.

<sup>\*</sup> Incidence based on elicited reports.

**Postintroduction Reports:** Adverse events reported since market introduction which were temporally (but not necessarily causally) related to RISPERDAL<sup>®</sup> therapy, include the following: anaphylactic reaction, angioedema, apnea, atrial fibrillation, cerebrovascular disorder, diabetes mellitus aggravated, including diabetic ketoacidosis, intestinal obstruction, jaundice, mania, pancreatitis, Parkinson's disease aggravated, pulmonary embolism. There have been rare reports of sudden death and/or cardiopulmonary arrest in patients receiving RISPERDAL<sup>®</sup>. A causal relationship with RISPERDAL<sup>®</sup> has not been established. It is important to note that sudden and unexpected death may occur in psychotic patients whether they remain untreated or whether they are treated with other antipsychotic drugs.

**DRUG ABUSE AND DEPENDENCE**

**Controlled Substance Class:** RISPERDAL<sup>®</sup> (risperidone) is not a controlled substance.

**For information on symptoms and treatment of overdose, see full prescribing information.**

More detailed professional information is available upon request.

© Janssen Pharmaceutica Inc. 1999  
 US Patent 4,804,663  
 July 1998, May 1999

7503217