



RESEARCH ARTICLE

Cultural evolution by capital accumulation

Jean-Baptiste André*  and Nicolas Baumard 

Institut Jean Nicod, Département d'études cognitives, ENS, EHESS, PSL Research University, CNRS, Paris France

*Corresponding author. E-mail: jeanbaptisteandre@gmail.com

Abstract

In this article, we model cultural knowledge as a capital in which individuals invest at a cost. To this end, following other models of cultural evolution, we explicitly consider the investments made by individuals in culture as life history decisions. Our aim is to understand what then determines the dynamics of cultural accumulation. We show that culture can accumulate provided it improves the efficiency of people's lives in such a way as to increase their productivity or, said differently, provided the knowledge created by previous generations improves the ability of subsequent generations to invest in new knowledge. Our central message is that this positive feedback allowing cultural accumulation can occur for many different reasons. It can occur if cultural knowledge increases people's productivity, including in domains that have no connection with knowledge, because it frees up time that people can then spend learning and/or innovating. We also show that it can occur if cultural knowledge, and thus the higher level of resources that results from increased productivity, leads individuals to modify their life history decisions through phenotypic plasticity. Finally, we show that it can occur if technical knowledge reduces the effective cost of its own acquisition via division of labour. These results suggest that culture should not be defined only as a set of knowledge and skills but, more generally, as all the capital that has been produced by previous generations and that continues to affect current generations.

Keywords: Cumulative culture; life history; innovation; social learning; cultural acceleration; bistability

Media summary: Culture accumulates if knowledge created by previous generations improves the ability of subsequent generations to invest in new knowledge.

In economic terms, the soma of biological organisms constitutes a *capital*, an asset that enhances the organism's ability to perform useful activities (Kaplan et al., 2000; Kaplan, Lancaster, & Robson, 2003). Organisms invest in it because it allows them to better exploit the environment and ultimately to reproduce more. Biological growth is therefore a form of capital accumulation. However, biological capital is often limited in its lifespan: it is *disposable* in the sense that it is not passed onto the next generation (Kirkwood, 1977). In many species and at least in all mammals, natural selection has favoured a life history strategy whereby organisms build their biological capital and then let it degrade (Jones et al., 2014). Only a very small fraction of an organism's biological capital, its germ cells, survives the death of the organism and is passed on to its offspring. For all the rest, each generation must start from scratch.

However, this is not the case for all forms of capital built by biological organisms. Some forms of capital are functionally independent of the biological body, and can therefore retain value after the death of the individual who produced them. That is, they are *heritable*. For these investments, each generation can start a little higher than the former.

Investments in knowledge are the most typical forms of heritable investments. New knowledge, not always but in many cases, remains useful long after the death of the person who produced it. However,

knowledge is not the only form of heritable capital. All of the investments made in improving the quality of the environment (sometimes called niche construction; Laland, Odling-Smee, & Feldman, 2000) can be heritable. Clearing part of a forest, building a house, opening a path, fighting infectious diseases, etc., are all heritable investments. In this article we focus primarily on knowledge, but to understand its dynamics, we argue that it must be seen as one form, among others, of investments in heritable capital.

Like investments in biological growth, investments in the production and social acquisition of cultural capital have a cost for individuals (Boyd & Richerson, 1985; Lumsden & Wilson, 1981; Rogers, 1988). First, in the vast majority of cases, innovations are the result of efforts made by individuals to solve a problem (Allen, 2009; Bloom, Jones, Van Reenen, & Webb, 2017; Mokyr, 1992; and see Fogarty et al., 2015 for a discussion). Even the inventions that famously have a strong serendipitous component (e.g. the discovery of penicillin, microwave ovens, velcro, saccharin, or superglue), are always the work of engineers, researchers, or more generally of people who pay attention to an accidental observation, and put in enough effort to transform it into an actual discovery. Second, acquiring knowledge socially is not costless either. During their growth, humans invest in the development of their behavioural skills at the expense of other investments, resulting in a delay of reproduction (Kaplan et al., 2000). In *Drosophila*, Mery and Kawecki (2004) experimentally showed that learning has an operating cost: *Drosophila* placed in conditions where they must learn have a reduced egg laying rate.

There is a rich series of models in the literature that explicitly consider the costs of innovation and social learning, and study the evolution of individuals' investment strategies and their consequences for the dynamics of cumulative culture (Aoki, Wakano, & Lehmann, 2012; Kobayashi, Wakano, & Ohtsuki, 2019; Lehmann et al., 2013; Mullon & Lehmann, 2017; Ohtsuki, Wakano, & Kobayashi, 2017; Wakano & Miura, 2014). However, this line of models undertakes a specific assumption regarding social learning: they assume that the speed of social learning increases linearly with the amount of knowledge available that an individual does not yet possess. Even though this assumption may sometimes be appropriate, it has no reason to be true in general, and it happens to have important consequences regarding the dynamics of cultural accumulation. In a highly original approach, Mesoudi (2011) shows that, without this assumption, the cost of social learning constitutes a constraint that limits the total amount of knowledge that a population is able to maintain. In any case, nevertheless, these models do not consider the competition between investments in heritable vs. non-heritable – that is, disposable – capital.

In this article we consider cultural knowledge as a heritable capital voluntarily produced by individuals by paying a cost, and we take into account the fact that individuals can also invest in non-heritable capital. The rate of cultural evolution thus eventually depends on the fraction of their investments that individuals make in heritable vs. non-heritable capital. To characterize these investment decisions, we assume that individuals have been shaped by natural selection to invest at all times in the form of capital that has the strongest marginal effect on their fitness. This approach, typical of the study of life history strategies (see e.g. Lehmann et al., 2013), allows us to capture the essential mechanisms that affect individuals' investment decisions, and ultimately to describe the dynamics of cultural evolution.

In the cultural evolution literature, culture can accumulate because it allows individuals to acquire knowledge and skills more efficiently than if they had had to create them from scratch (e.g. Aoki et al., 2012; Boyd & Richerson, 1995; Enquist & Ghirlanda, 2007; Lehmann et al., 2013). That is, pre-existing knowledge is a facilitator. As a result, it gives the individuals of subsequent generations a head start and ultimately allows them to go further than the individuals who preceded them. The first and central outcome of our article is to show that this principle must in fact be generalized. Cultural accumulation can occur provided culture facilitates the life of individuals, and this can happen for many reasons, of which reducing the cost of acquiring knowledge is just one example. Culture can accumulate if it increases the amount of resources individuals invest in knowledge, the efficiency of their investments into innovation, or even if it merely facilitates their investments in non-cultural

activities. In all of these cases, the knowledge available to a given generation eventually improves the ability of individuals to invest in new knowledge, allowing them to go further than the previous generation.

Second, in addition to making cumulative culture possible in a broader set of circumstances, we find that this generalized view of culture as capital also results in a broader range of possible cultural dynamics. Depending on the precise effects of knowledge on individuals' vital rates, cultural accumulation may be infinite or finite, it may experience one or more phases of acceleration, and culture may even have several equilibria. Hence, our model helps explain well-established observations on the historical dynamics of knowledge (Aiyar, Dalgaard, & Moav, 2008; D'Errico & Stringer, 2011; Lehman, 1946; Mokyr, 1990; and see also Enquist et al., 2008).

Third, our results also shed light on the origins of variations in the speed of cultural evolution (see also Henrich, 2004; Kolodny, Creanza, & Feldman, 2015, 2016; Vaesen, Collard, Cosgrove, & Roebroeks, 2016). On one hand, we show that demography has little effect on the speed and extent of cultural accumulation. Adding more individuals to a population, all unable to innovate beyond existing knowledge, does not foster the accumulation of more knowledge. This helps understand, for instance, why the industrial revolution took place in relatively small but rich countries, rather than in the most densely populated but poorer ones (Baumard, 2018; Clark, 2008; McCloskey, 2016). On the other hand, in our model, the respective rates of cultural evolution in different fields of knowledge all depend similarly on the time and resources that individuals have at their disposal to innovate. As a result, all of these rates move in parallel, including in intellectually unrelated fields. Our results thus help understand why independent areas of knowledge often flourish, stagnate or regress together in the same historical periods.

To understand our results intuitively, it is useful to think of Dino Buzzati's short story 'The Eiffel tower' (Buzzati, 1966). Buzzati imagines that, when his tower has reached the 300 metres planned by the government, Gustave Eiffel proposes to his workers to raise it higher, without limits. The workers accept and the tower grows taller and taller, but a practical problem eventually slows down its rise. To add metal beams to the top of the tower, every morning, workers have to walk up the hundreds of metres already built, and every night they have to walk down them again. Eventually, there comes a day when the tower is so high that, in their working day, workers have just enough time to climb it up and down and no time left to actually work. The tower cannot grow any higher.

Like Buzzati's workers over the course of a day, each person over the course of their life must learn, or at least take advantage of, all the cultural knowledge already available, and only then can they contribute to increasing this knowledge further. When the amount of knowledge becomes too great, the cost of acquiring it becomes so large that people simply do not have the time and resources available to create more. Like Buzzati's tower, cultural knowledge reaches a ceiling.

Things would be different, however, if the tower was not only a tower but a tool that would enable workers to be more efficient. If, for instance, workers also built an elevator, then they would have invested in a capital that would reduce (rather than increase) the cost of climbing up to the top. To accumulate significantly, knowledge must increase, not reduce, the possibility of producing more knowledge, by reducing the cost of reaching the technological frontier and/or by increasing people's ability to innovate. In this case, then not only can cultural knowledge accumulate, but its accumulation can also accelerate, rather than slow down.

Models and results

Overview of the modelling approach

We build a microscopic model of cultural accumulation. Our objective is to describe the dynamics of the amount of knowledge – and more generally the dynamics of heritable capital – as a macroscopic consequence of investments made by individuals during their growth. To simplify the analysis, we represent the amount of heritable capital present in a population as a one-dimensional quantity, z .

This approach is inspired by life history models in which all the dimensions of individual growth are summarized into a single variable measuring the amount of biological capital of each individual (often called their body weight). This unidimensional simplification is also undertaken by several scholars in the field of cultural evolution (e.g. Enquist et al., 2008; Lehmann et al., 2013) as well as in endogenous growth models in economics (Romer, 1986).

The basic building block of our models consists of the description of the growth of individuals, from birth to death, as a succession of investments (see also Lehmann et al., 2013). During this growth, individuals invest in biological capital, by growing their soma. They also invest in capital outside their body, by improving their environment. And they invest in knowledge, both by acquiring knowledge already produced by others and also, potentially, by producing new knowledge themselves. We distinguish these various forms of capital according to a single property that we assume, for the sake of simplicity, is binary: capital can be heritable or non-heritable. The first consists of all the investments that retain a value after the biological death of the individual, while the second consists of the investments whose value disappears upon the death of the individual.

At each age a of her life, an individual is characterized by the quantities $x(a)$ and $y(a)$ of non-heritable and heritable capital that she owns, respectively, at this age (see Table 1). With this capital, the individual produces a certain amount of resources that she can then decide to allocate to three possible activities. (1) First, she may invest in the growth of her non-heritable capital, $x(a)$. We will call this type of investment ‘growth’. (2) Second, she can invest in the production of new forms of heritable capital, $y(a)$, by producing new knowledge, or by improving the quality of her environment. We will call this type of investment ‘innovation’ (even if it really covers a broader set of activities). Note that, in the cultural evolution literature, this type of investment is usually called individual learning. Here we prefer using the term innovation to highlight the fact that new knowledge is produced rather than simply learnt. (3) Third, she can invest in the growth of her heritable capital, $y(a)$, not by producing new forms of heritable capital by herself, but by converting the heritable capital already produced by others into her own heritable capital, typically by learning existing knowledge. We will call this third type of investment ‘social learning’ or most often simply ‘learning’ (even if, here too, it potentially covers a broader set of investments). We define three parameters that determine the efficiency of converting resources in these three activities respectively. The efficiency of growth is γ , meaning that, per unit of resources invested in growth, x increases by γ , while λ and η measure the efficiency of social learning and innovation, respectively. Throughout the article we make the standard assumption that learning socially a certain amount of knowledge is always more efficient than producing this same knowledge from scratch, i.e. that $\eta < \lambda$ (see e.g. Lehmann et al., 2013; Mullon & Lehmann, 2017; Ohtsuki et al., 2017; Wakano & Miura, 2014), which entails that individuals always start by learning all available knowledge first – because this is more efficient – and innovate only in a second step, as in critical social learning (Enquist, Eriksson, & Ghirlanda, 2007).

Throughout our analysis, for the sake of simplicity, we make the assumption that individuals have an exogenously determined time budget L for their development (that is, for investing in growth, learning and/or innovation), after which they stop developing and start investing exclusively in reproduction. In other words, this entails that we assume (a) that individuals follow a bang–bang strategy whereby they first allocate all their resources to the development of their capital, and then switch to an exclusive investment in reproduction and (b) that the switching age (that is, the age at sexual maturity) is exogenously constrained and does not evolve. As a consequence of this simplifying assumption, we do not consider here the trade-off between growth and reproduction (unlike Lehmann et al., 2013 or Wakano & Miura, 2014 for example). Instead, we consider the trade-off between investing in knowledge (social learning or innovation) and investing in the growth of non-cultural capital.

At each instant of their life, individuals are characterized by a production function $P(x, y)$ measuring the rate at which they produce resources (that can then be invested into various activities), in function of their amounts of heritable and non-heritable capital, y and x . Throughout this article, as

Table 1. List of symbols used in the main text

Symbol	Definition
a	Age of an individual
$x(a)$	Non-heritable capital of an individual of age a
$y(a)$	Heritable capital of an individual of age a
N	Population size
z_t	Heritable capital available in a population at the end of generation t
α	Exponent of x in the Cobb–Douglas production function
β	Exponent of y in the Cobb–Douglas production function
κ	β/α
P_0	Production independent of personal capital
$P(x, y)$	Production of an individual with capital x and y
$P_x(x, y)$	Marginal productivity of x for an individual with capital x and y
$P_y(x, y)$	Marginal productivity of y for an individual with capital x and y
$l(a)$	Fraction of resources invested in social learning at age a
$d(a)$	Fraction of resources invested in innovation at age a
γ	Increase of x per unit of resource invested in growth
λ	Increase of y per unit of resource invested in social learning
η	Increase of y per unit of resource invested in innovation
L	Total duration of development
$\tau_1(z)$	Duration of the first development phase when the available knowledge is z
$\tau_2(z)$	Duration of the second development phase when the available knowledge is z
$\tau(z)$	$\tau_1(z) + \tau_2(z)$

is often the case in economics, we will use the Cobb–Douglas production function

$$P(x, y) = x^\alpha y^\beta + P_0 \quad (1)$$

where the parameters α and β , both strictly positive, represent so-called elasticities of production, that is the responsiveness of production to a change in either x or y . We will always consider the case where $\alpha + \beta \leq 1$, which means that total capital has diminishing returns (or at most a constant return). We will often use the variable

$$\kappa \equiv \frac{\beta}{\alpha} \in [0, +\infty]$$

that represents the relative importance of heritable capital in an individual's production function. That is, κ represents the relative importance of heritable capital (e.g. knowledge) among the set of needs of individuals. The parameter P_0 represents essentially the resources obtained from parental care. In the course of the analyses we will often use the partial derivatives of this production function. Hence, we define

$$P_x(x, y) \equiv \frac{\partial P(x, y)}{\partial x}$$

and

$$P_y(x, y) \equiv \frac{\partial P(x, y)}{\partial y}$$

We chose a Cobb–Douglas function because it provides an incentive for individuals to always invest a non-zero fraction of their resources in each type of capital, and because this fraction naturally depends both on the efficiency of each capital and on the efficiency of the investments to increase this capital. On the other hand, as with any hypothesis, the choice of this particular function introduces some limitations to our analysis. In particular, the Cobb–Douglas function has infinite partial derivatives in zero for each type of capital, which cannot be right biologically speaking for a production function. However, it should be noted that, in this model, the Cobb–Douglas function determines the growth rate of individuals, and not a demographic growth rate. No individual reproduces at an infinite rate in our model.

We assume that individuals' allocation decisions have been shaped by natural selection so that they make optimal allocation decisions at each age. This hypothesis cannot be strictly valid in all circumstances, but it is useful at least as a first approximation. The standard result of optimal control theory shows that the optimal allocation consists of making, at all times, the investment(s) with the greatest marginal effect on the production function (Iwasa & Roughgarden, 1984; Perrin, 1992; Perrin, Sibly, & Nichols, 1993). This allows us to describe the series of investments made by an individual over the course of her life (see also Lehmann et al., 2013).

Our model is deterministic with discrete generations. We consider a Wright–Fisher population of constant size, in which all individuals are born at the same time, and grow in parallel.

Let us consider a population at the beginning of generation t , with an amount of cultural knowledge (or more generally an amount of heritable capital) equal to z_t . Individuals of this generation develop by making optimal investment decisions over a period of time L . Among other things, they may learn socially the existing knowledge z_t (from the adults of the previous generation) and/or they may produce new knowledge on their own. At the end of this development, individuals reach a given level of non-heritable capital, $x(L)$, and a given level of knowledge, $y(L)$, which thus becomes the knowledge available for the next generation, that is $z_{t+1} = y(L)$. The objective of our model is to describe the dynamics of z_t from generation to generation.

Model 1 – the burden of knowledge and the limits of cultural accumulation

The objective of our first model is to characterize the dynamics of cultural evolution under the null assumption that culture does not affect the life history of individuals. To do so, we assume that the actual amount of resources produced by an individual per unit of time – that she can invest in the three possible activities, growth, learning, and innovation – is a constant independent of her capital x and y . Without loss of generality, we assume that this constant productivity is equal to 1. In this model, therefore, the production function (eq. 1) does not affect the growth of individuals. It only plays the role of a target that individuals seek to maximize at all times, which naturally determines their optimal ratio of investments in growth, learning and innovation.

Consider a population of N individuals born with initial capital $x = 0$ and $y = 0$, in a social environment in which they have a pre-existing amount of knowledge z . Under the assumption that social learning is more efficient than innovation, the optimal allocation schedule consists of the three following phases (see Figure 1, and Supporting Information A for more details).

Learning and growth toward the frontier

During the first phase of their lives, individuals invest in parallel in the growth of their personal capital x and the learning of the available knowledge z (i.e. in the conversion of public capital z into personal

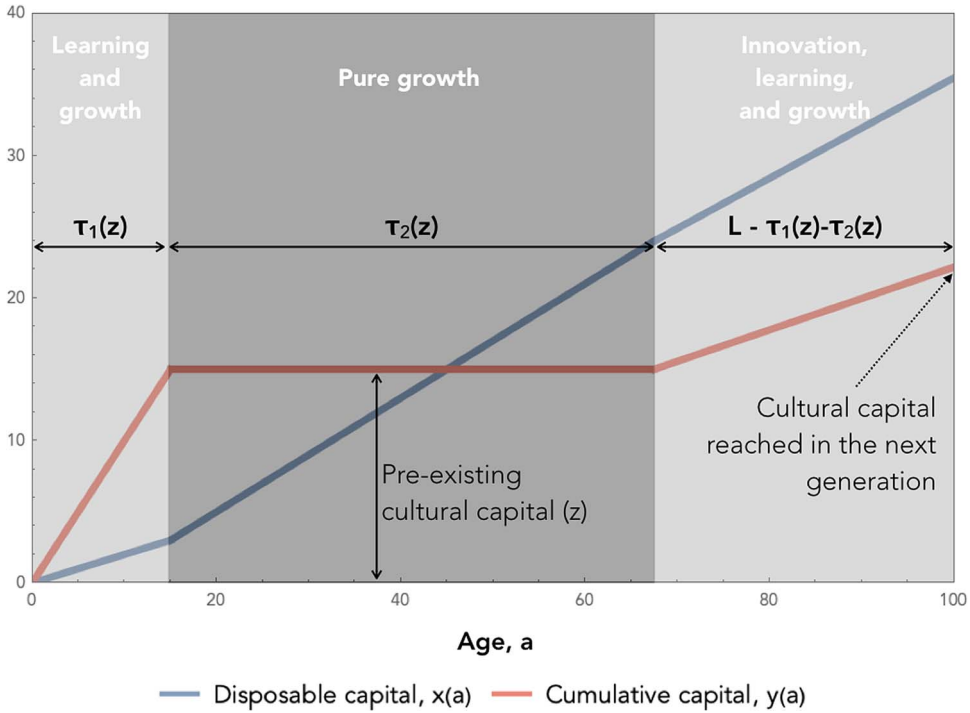


Figure 1. Individual development in model 1. Variations of the two types of capital through the development of an individual when the amount of pre-existing heritable capital is z . Here, parameters are chosen to make the figure as readable as possible: $\gamma=0.4, \lambda=2, \eta=0.25, \alpha=0.5, \beta=0.5, N=100, L=100, z=15$.

capital y). In Supporting Information A.1.1, we show that this phase lasts for a time

$$\tau_1(z) = \frac{z \kappa + 1}{\lambda \kappa}$$

Pure growth toward the frontier

Once z is fully socially learned, the capital y can potentially continue to increase if individuals invest in innovation. However, since the efficiency of innovation is lower than the efficiency of social learning, this implies that, at the end of Phase 1, investing in growth is necessarily more profitable than innovating. So individuals do not start innovating right away. They first experience a phase during which they only invest in the growth of x . They do so until the value of investing in x becomes as low as the value of innovating, at which point they start innovating. In Supporting Information A.1.2, we show that this second phase lasts for a time

$$\tau_2(z) = \frac{\lambda - \eta}{\lambda \eta \kappa} z$$

Hence, catching up takes a total time $\tau(z) \equiv \tau_1(z) + \tau_2(z)$, which allows us to define the average growth rate of individuals during the catch-up phase

$$r_c \equiv \frac{z}{\tau(z)} = \frac{\lambda \eta \kappa}{\lambda + \eta \kappa} \tag{2}$$

Innovation at the frontier and cultural interference

Once the frontier is reached, individuals start investing in innovation. However, they are not alone. Other individuals in the population also invest in innovation in parallel. Here we assume that individuals are aware of the innovations made, or in the process of being made, by others. As a result, since it is more efficient to learn something socially than to reinvent it by oneself, individuals always decide to focus on innovations that are not already made by others, which results in a sharing of the innovation work. This does not mean that we assume individuals to be cooperative, however. On the contrary, individuals always behave so as to maximize their own self-interest, but they do so by taking into account others' behaviour. In Supporting Information A.1.3, we show that the rate at which a population of N individuals produces new knowledge under this assumption is

$$r_i = \frac{\lambda\eta\kappa N}{\lambda(N + \kappa) + \eta\kappa(N - 1)} \quad (3)$$

This shows that population size, N , has a positive but saturating effect on the rate of cultural evolution at the frontier (the derivative of r_i with respect to N is positive but decreasing, and it tends towards 0 when N tends towards infinity). As a result, the rate of cultural evolution increases with N but asymptotically tends towards a maximum,

$$\frac{\lambda\eta\kappa}{\lambda + \eta\kappa}$$

for large population sizes. This is a consequence of the fact that individuals must spend time learning the innovations made by others, which forces them to divert resources away from their own innovations. In other words, if more heads means more ideas, it also implies more ideas to learn, and therefore less time available to create new ideas. In parallel with the notion of selective interference, which limits the speed of biological adaptation, we call this phenomenon 'cultural interference'.

The limits of cultural accumulation

If a population contains an amount of knowledge z in a generation, in the next generation it contains an amount

$$z' = z + r_i \left(L - \frac{z}{r_c} \right) = r_i L + \frac{r_c - r_i}{r_c} z \quad (4)$$

where r_c and r_i are given respectively by eqs (2) and (3) above, resulting in a linear recurrence equation that can be solved and plotted (see eq. 6 in Supporting Information, and Figure 2). This shows three things.

First, the level of knowledge contained in a population converges towards an equilibrium, a cultural carrying capacity, independent of population size and given by

$$z_{\text{conv}} = \frac{\lambda\eta\kappa}{\lambda + \eta\kappa} L \quad (5)$$

In addition to the total time budget available, L , this equilibrium depends on two limiting factors: the learning efficiency, λ , and the product $\eta\kappa$, which depends both on the efficiency of investments into innovation, η , and on the relative importance of knowledge in the needs of individuals, κ . Even if the cost of social learning is not limiting (for example because λ is very large), the equilibrium amount of culture in a population is still limited by the fact that people waste time investing in non-heritable capital. Every investment in (a) learning existing knowledge and (b) growing non-heritable capital constitutes a loss for culture, as it must be re-made from scratch every generation. It must also

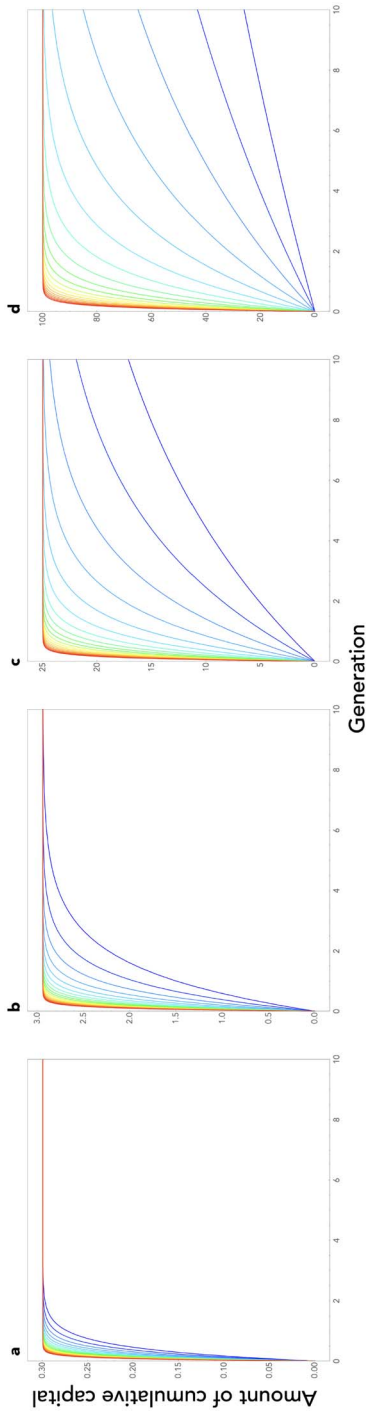


Figure 2. Cultural dynamics in model 1. Here we plot the dynamics of heritable capital through generations for 20 different values of population size ranging from $N = 1$ (blue curve) to $N = 2200$ (red curve). Note that the curves are drawn as if cultural evolution was a continuous phenomenon even though, in reality, generations are discrete in our model. Parameters are as follows: $\gamma = 1$, $\lambda = 5$, $\eta = 0.1$, $P_0 = 0.1$, $L = 30$, and $\kappa = 0.1$ (a), $\kappa = 1$ (b), $\kappa = 10$ (c) and $\kappa = 100$ (d).

be noted that this equilibrium depends on the efficiency of innovation, η , only provided κ is not infinite. In fact, η plays a role in the equilibrium level of culture by changing the relative attractiveness of investing in innovation as compared with investing in x . Therefore, if one ignores the existence of non-heritable capital (i.e. if κ is infinite), this effect disappears.

Second, cultural accumulation is always decelerating (see [Figure 2](#)) since the amount of newly produced culture from one generation to the next,

$$z' - z = r_i L - \frac{r_i}{r_c} z$$

is a linearly decreasing function of z . This is a consequence of the fact that the technological frontier always recedes with the amount of existing knowledge, and this for two reasons. First, existing knowledge must be learnt before individuals start innovating, which takes time. Second, the more knowledge that already exists, the less further innovations are useful as compared with non-heritable capital and, therefore, the more individuals grow their x before they start innovating.

Third, this allows us to understand the conditions that make the existence of cumulative culture possible. Cultural accumulation occurs if the amount of cultural knowledge attained in a population in a given generation increases with the amount of cultural knowledge available in the previous generation. That is, if z' is an increasing function of z . From eq. (4), we can see that this is the case provided that $r_i < r_c$. In other words, culture gradually accumulates provided the growth rate of individuals during catch-up is larger than their growth rate during the innovation phase. More precisely, eq. 4 shows that the parameter that governs the cultural accumulation potential in a population is the ratio

$$K \equiv \frac{r_c - r_i}{r_c}$$

which is given by

$$K \equiv (\lambda - \eta) \times \frac{\kappa}{\eta\kappa + \lambda} \times \frac{1}{N} \tag{6}$$

This cumulative potential depends on three factors (see also [Figure 2](#)):

- First, K increases with the difference between the efficiency of learning and the efficiency of innovation, $\lambda - \eta$. This is the most obvious factor. Culture accumulates on the condition that the cost of learning what has already been discovered is lower than the cost of discovering them initially.
- Second, K increases with the proportion of knowledge in individuals' capital, κ . The higher the knowledge content of individuals' capital, the greater the cumulative potential. This second effect can also be understood for the same reason. When κ is low, the majority of the capital of individuals has to be reconstructed anyway at each generation from scratch, so there is no strong advantage given by the pre-existence of knowledge and culture is then hardly cumulative.
- Lastly, K decreases with population size N . Culture accumulates provided population size is not too large. This counter-intuitive result can be understood by observing that, when $N \gg \max(1, \kappa)$, the rate of cultural evolution during the innovation phase is approximately equal to the rate of evolution during the catch-up phase ($r_i \approx r_c$; eqs 2 and 3). In a large population, even if innovation is less efficient than social learning (that is, even if $\lambda > \eta$), the vast majority of knowledge acquired by an individual is acquired through social learning, and not through innovation, anyway. Each individual needs to produce only a very small part of the knowledge by himself. It is therefore almost the same for an individual to grow up in a population in which there is already a quantity of information z produced by previous generations (and where the rate of cultural

growth is therefore r_c), as to grow up in a large population that produces this information on the fly by innovation (and where the rate of cultural growth is therefore $r_i \approx r_c$). Culture can therefore not accumulate in an infinite population. In contrast, in a small population, innovation is a limiting factor and therefore the rate of cultural evolution is significantly slower at the frontier than during catch-up, which leads to a gradual accumulation of knowledge.

Model 2 – culture accumulates because it is a capital

The above model actually allows to go further. Culture can accumulate, as we said, provided that z' is an increasing function of z . From eq. (4), we see that this can in fact be the case owing to two, apparently distinct, mechanisms.

The first mechanism, the only one considered in model 1, is the fact that, under some conditions, we may have $r_c > r_i$. That is, social learning is sometimes more efficient than innovation, which is the central notion regarded as the heart of cumulative culture in the literature (e.g. Aoki et al., 2012; Boyd & Richerson, 1995; Enquist et al., 2007; Enquist & Ghirlanda, 2007; Lehmann et al., 2013). This mechanism allowed us to define the cumulative potential of a population in model 1 (eq. 6). However, eq. (4) allows us to see that another mechanism can also lead to cultural accumulation, namely the fact that, under some conditions, the amount of available culture, z , might have positive effects on the very parameters L , r_c and/or r_i of the equation. Using the expressions for r_c and r_i (eqs 2 and 3), we see that this second mechanism takes place if culture positively affects the amount of time that individuals devote to their growth, L , the efficiency of their social learning, λ , the efficiency of their investments in innovation, η , and/or the fraction of their capital that they invest in culture, κ . In other words, culture can accumulate if it is not neutral, that is if it modifies the vital rates of individuals in such a way that it increases their cultural productivity.

In reality, however, these two mechanisms are not distinct. Rather, the first is a special case of the second. According to the first mechanism, the culture of a population benefits individuals by allowing them to acquire skills and knowledge more rapidly, and at a lower cost, than if they had had to invent them themselves. As a result, culture can accumulate because it allows individuals to go further than they would have had time to do if they had started from scratch. Therefore, even in model 1, culture is actually a capital that makes life easier for individuals. It just happens that this capital acts in a specific way, by reducing the cost of acquiring knowledge. Yet there is no reason why the only way for culture to accumulate is this one. More generally, culture can accumulate because it improves the efficiency of people's lives in many different ways, of which reducing the cost of acquiring knowledge is just one example. The reason why culture accumulates is, therefore, more general than what is usually considered in the literature. This generalization is of great importance because it allows a wider range of phenomena to be accounted for in cultural evolution.

First, the special-case mechanism only works in small populations where innovation is actually a limiting factor, whereas the generalized mechanism can operate in principle at all population sizes, including in infinite populations. Second, while cultural accumulation under the special-case mechanism is necessarily decelerating owing to the ever-increasing burden of knowledge (Figure 2), under the generalized mechanism, cultural evolution needs not always decelerate, since the beneficial effects of the cultural capital on the vital rates of individuals can, in principle, always offset the burden of knowledge, so that the amount of newly produced culture from one generation to the next can remain constant, or even increase with z . The generalized mechanism can therefore lead to a broad range of cultural dynamics. Depending on the precise effects of knowledge on individuals' vital rates, the accumulation may be infinite or finite, it may experience one or more phases of acceleration, and culture may even have several equilibria.

In the following, we aim to illustrate how these generalized effects could occur. To this aim, we build a second model, similar to the first, but in which the productivity of individuals depends on their capital. As in the first model, individuals develop by accumulating two types of capital, x and y , and they are characterized at each moment of their lives by a production function given by eq.

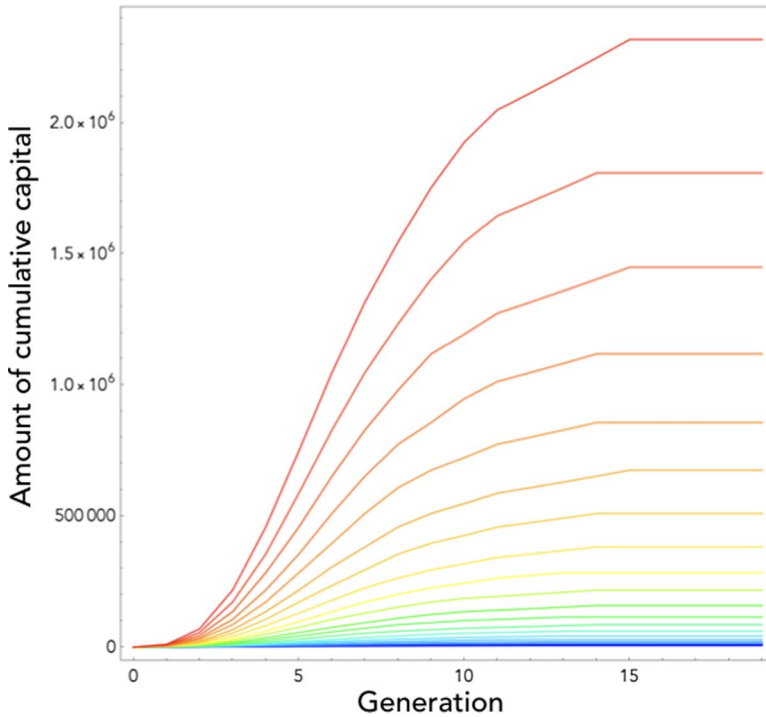


Figure 3. Cultural dynamics in model 2. Here we plot the dynamics of heritable capital through generations for 20 different values of population size ranging from $N=1$ (blue curve) to $N=2200$ (red curve). Parameters are as in Figure 2, with the time-step used in numerical simulations $\delta=0.01$

(1). However, here, unlike in the first model, this production is invested in the growth of x and y . If an individual of age a has amounts of capital $x(a)$ and $y(a)$, respectively, and invests a fraction $d(a)$ of his production in innovation, a fraction $l(a)$ in learning, and a fraction $1 - d(a) - l(a)$ in growth, $x(a)$ and $y(a)$ experience instantaneous increases:

$$\frac{dx(a)}{da} = \gamma(1 - d(a) - l(a)) \cdot P(x(a), y(a)) \tag{7}$$

$$\frac{dy(a)}{da} = (\eta d(a) + \lambda l(a)) \cdot P(x(a), y(a)) \tag{8}$$

Like in model 1, at the end of their growth, individuals have reached an amount of knowledge, $y(L)$, which then becomes the knowledge z , available for social learning by the next generation, and so on.

Optimal growth schedule

As in model 1, we assume that individuals have a time L to develop (after which they reproduce) and we assume that they allocate their production optimally at all times to growth, learning and innovation, which implies that they always make the investment(s) that have the greatest marginal effect on production (see Supporting Information A.2). This optimal allocation consists of three phases, as in model 1. The only difference with model 1 is that, here, the growth of individuals is not linear. This growth cannot be expressed analytically, hence we simulate it numerically (see Supporting Information A.2). As in model 1, but numerically here, we derive the level of knowledge reached

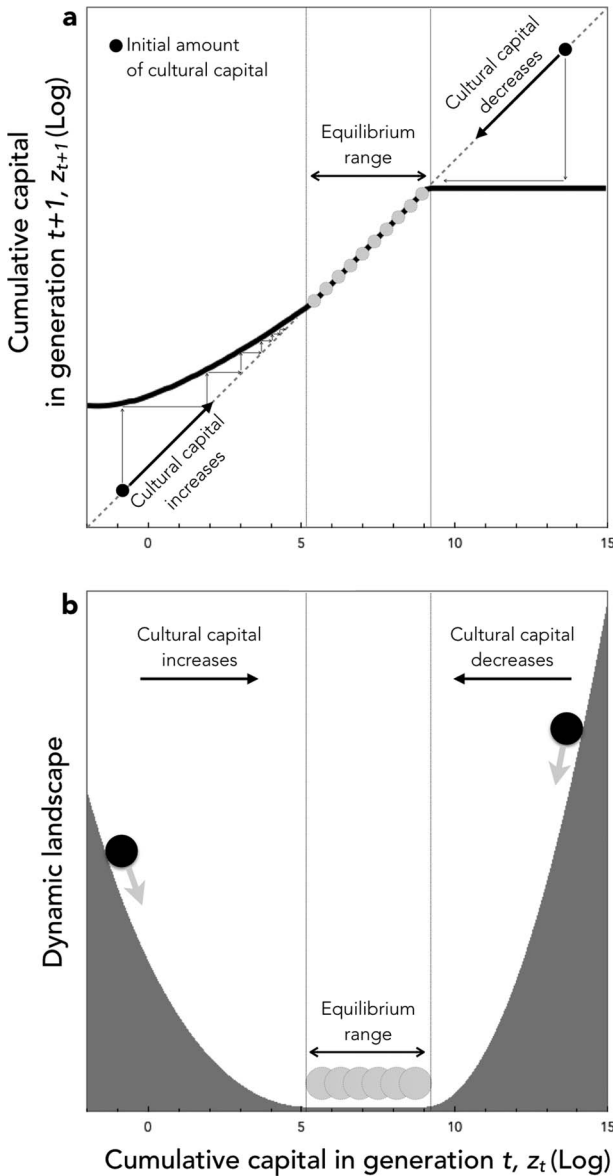


Figure 4. Cultural evolution in model 2. (a) The thick solid line shows the amount of cultural capital in generation $t+1$ plotted in function of cultural capital in generation t . The dashed line shows the identity function. This allows graphical representation of the dynamics of culture from any initial condition, by directly reading, at each generation, the amount of culture reached in the next generation (see the thin arrows). When culture is initially low, it increases. When culture is initially high, it decreases. In between, culture has a range of intermediate equilibria. (b) Graphic representation of cultural dynamics through an analogy with a physical landscape. This allows an intuitive perception of the dynamics by picturing the course of a ball going down the hills and stopping in the plain. The landscape is constructed by setting its slope for each value of z_t as being proportional to the change of cultural capital in one generation when starting from z_t . Parameters are as in Figure 3, with population size $N = 1000$.

by a population of N individuals at generation $t + 1$ as a function of the level of knowledge at generation t .

Unlike in the first model, knowledge – or more generally heritable capital – can accumulate here from generation to generation even in a very large population (see Figures 3 and 4). This occurs because knowledge allows individuals to be more efficient in the production of new knowledge. As a result, knowledge first accumulates in an accelerating way. However, under this simple version of the model, the time it takes to reach the frontier nevertheless keeps on increasing as knowledge accumulates. At some point therefore, individuals do not have enough time left to innovate. As a result, the production of new knowledge eventually decelerates, until knowledge finally reaches an equilibrium.

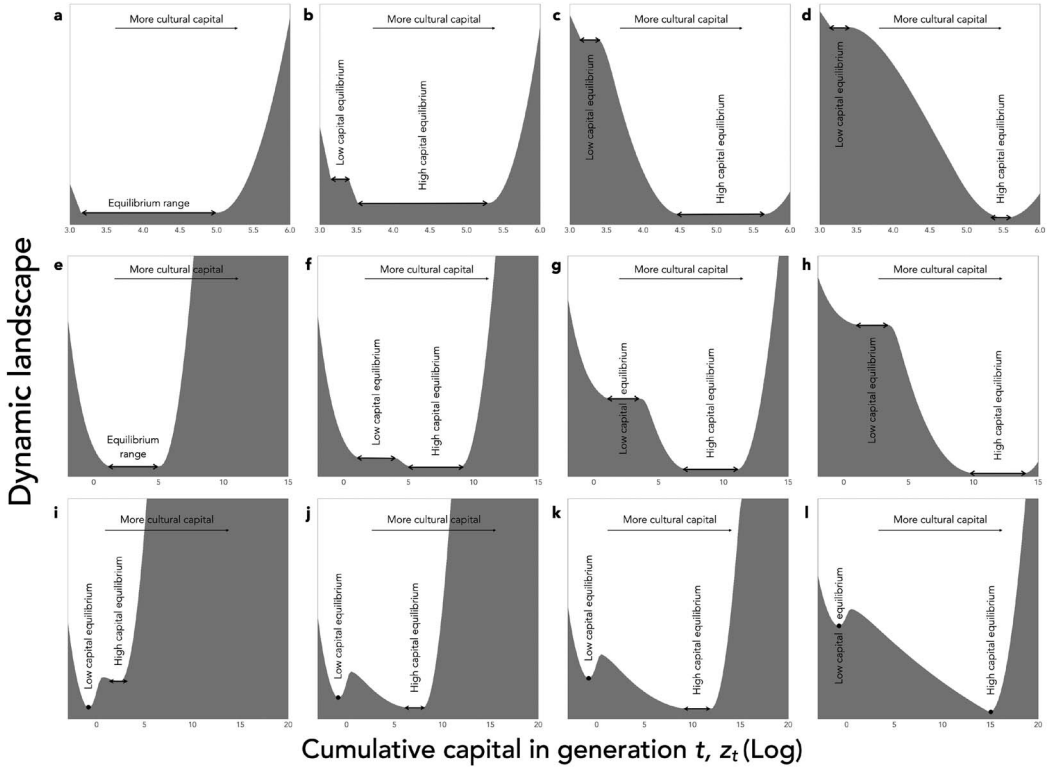


Figure 5. Cultural dynamics when culture is a capital. Graphic representation of cultural dynamics through an analogy with a physical landscape, as in Figure 4. (a–d) Investments in knowledge increase along the pyramid of needs, with parameters as in Figure 3, but with $\alpha = (1 - c)\zeta$ and $\beta = c\zeta$, where $\zeta = 0.9$, and c is a hard threshold function of x : $c = c_{low}$ for $x \leq \hat{x}$, and $c = c_{high}$ for $x > \hat{x}$, with $\hat{x} = 3 \cdot 10^5$, $c_{low} = 0.05$, and $c_{high} = 0.05$ (a), $c_{high} = 0.1$ (b), $c_{high} = 0.5$ (c) or $c_{high} = 1$ (d). (e–h) Age at maturity increases with cultural capital, with parameters as in Figure 3, but with the time available for growth, L , varying as a function of z according to a sigmoid function: $L(z) = L_{low} + (L_{high} - L_{low})z^2 / (\hat{z}^2 + z^2)$, with $\hat{z} = 10^4$, $L_{low} = 10$, and $L_{high} = 10$ (e), $L_{high} = 30$ (f), $L_{high} = 50$ (g), or $L_{high} = 100$ (h). (i–l) With division of labour, and parameters as in Figure 3, but with $\alpha = \beta = 0.5$, and the division of labour model described in the section B of Supporting Information with $\lambda_{min} = 0.01$, $\phi = z$, $u = 1$, and the exponent of the production cost varying in function of z according to eq. 18 in Supporting Information, with $a_{high} = 2$, $a_{low} = 1$, and $\sigma = 10$, and with population size $N = 10$ (i), $N = 50$ (j), $N = 100$ (k) or $N = 1000$ (l).

This model also allows us to explore more subtle effects of culture on individuals’ life histories. In the following, we explore three biologically plausible effects and show that they often lead to more complex cultural dynamics.

Investments in knowledge increase along the pyramid of needs

It is reasonable to assume that the most basic needs of individuals are purely personal and not heritable. Individuals at the beginning of their growth invest mainly in their biological capital, that will be lost upon their death. It is only when they become richer, moving upward on their so-called pyramid of needs (Maslow, 1943), that they can begin to invest in forms of capital that are further away from biology, improving their environment at a larger scale, or investing in knowledge (see Baumard, 2018 for a review). Here, we capture this effect by assuming that the ratio κ is low when the amount of non-heritable capital, x , owned by an individual is below a threshold \hat{x} and increases to a higher value when $x > \hat{x}$. Only wealthy enough individuals (in terms of personal capital) can afford to spend a large fraction of their resources on knowledge.

The consequences of this effect on cultural dynamics are shown in Figure 5(a–d). Culture accumulates and has phases of acceleration (not shown), because the existing knowledge allows individuals to

be culturally more productive. What is more, for reasonable parameter values, culture can be bi-stable. On the one hand, a population starting initially without any cultural knowledge accumulates little culture and eventually remains stuck in a 'poverty trap' (Azariadis & Stachurski, 2005), at a very low level of knowledge. On the other hand, if the amount of cultural knowledge exceeds a threshold, for stochastic reasons for example or because of a change in the environment, then individuals reach a state where they can afford to invest a larger fraction of their resources in knowledge. They then manage to capitalize from generation to generation, which allows them to reach eventually a much higher level of cultural knowledge.

Parental care and age at first reproduction increase with the amount of cultural knowledge

The development of individuals depends, among other things, on two essential factors: the time during which they grow (that is, their age at maturity) and the amount of parental care they receive. Age at maturity is a life history decision of the offspring (Charnov, 1991; Stearns, 1977). Parental care is a life history decision of the parents, who can choose either to produce a large number of offspring with few resources for everyone, or a small number of offspring with a lot of resources for each.

Empirical observations show that these two aspects of life history are plastic in humans, and depend in particular on the level of resources of individuals (Nettle, 2010; Roser, 2017). For instance, in the case of parental care, during their economic development, human societies make a relatively abrupt transition, the demographic transition, from a strategy with many children, each with relatively little investment, to a strategy with a high investment per child (Blanc & Wacziarg, 2019; Cummins, 2013). A similar phenomenon occurs regarding the age at first reproduction. Economic development and increased levels of resources lead people, on average, to delay their reproduction and invest longer in their studies while, conversely, poverty leads women to choose to reproduce early (Roser, 2017).

We have introduced these two types of plasticity into our model. Formally, the age at sexual maturity is captured by the parameter L , and parental care is captured by our parameter P_0 measuring the productivity of individuals that is independent of their own capital. In both cases, for simplicity, we assume that they increase with the level of resources of the parental generation, that is L and/or P_0 in generation $t + 1$ increase with the amount of knowledge z_t available in the previous generation. Here we show results in the case where only L is plastic. We assume that $L(\cdot)$ is a sigmoid function, with a sudden change in strategy when z_t exceeds a threshold. This assumption leads, again, to bi-stable dynamics, with a sudden acceleration of cultural evolution when individuals' life history strategy changes (Figure 5e–h). This occurs here because the knowledge of the previous generation directly accelerates the growth of the individuals of the next generation, and allows them to reach the frontier earlier in spite of the burden of knowledge.

We also included the possibility that the change of life history involved in the demographic transition may be accompanied by a reduction in population size. In reality, it has only been accompanied by a slowdown in population growth (not by a reduction of population size). However, the important point is that there is indeed a trade-off between population size and parental care (or duration of growth) per child. Since population size has a small effect on the dynamics of cultural accumulation, however, this effect did not counteract the positive effect of life history (not shown). Cultural accumulation is much more intense in a small population where each individual has a lot of parental care and a long period of growth than in a large population where each individual has little care and little time to grow.

Division of cognitive labour and the effective cost of learning

The efficiency of social learning itself can increase with the amount of cultural information available if, on average, the greater the amount of information produced in the past, the faster each unit of information is learned. This hypothesis is followed in many papers that assume the rate of social learning to be proportional to the amount of knowledge available that an individual does not yet not possess (e.g. Aoki et al., 2012; Lehmann et al., 2013). This assumption has no reason to be true in general. However, it is conceivable that sometimes it may be true, particularly if new cultural knowledge partially replaces

old ones. Arabic numerals, for example, have replaced Roman numerals, and they are more useful but not more expensive to learn. The efficiency of social learning has therefore increased after the invention of Arabic numerals. More generally, people do not need to learn the whole history of science and technology, but simply to learn the latest state of the art. In addition, it is conceivable that part of cultural progress consists of improving existing knowledge by making it more compact, or easier to learn, and thus improving the efficiency of investments in social learning. Overall, therefore, the return on investment of social learning, λ , is likely to increase with z , which is a way for culture to increase the efficiency of individuals' lives.

However, in fact, knowledge has a stronger and more general effect on the cost of learning through another mechanism. In practice, in any developed society with a large number of technologies, we acquire the benefits of the vast majority of cultural knowledge without having to learn it. For example, we benefit from our societies' technical knowledge on internal combustion engines without having to learn anything, or almost anything, about the functioning, let alone the making, of these engines. Only a very small fraction of people in our societies invest in the acquisition of this knowledge. All of the others obtain the benefits of internal combustion engines by exchanging with these specialists.

Thus, the true cost of 'learning' a technique is not really the cost of learning it but rather the cost of acquiring the benefits of that technique via an exchange with others. This cost is lower because only one individual pays the cost of learning and then passes it on to all of their customers. Standard models of cultural evolution take into account the existence of a division of labour of *innovation*, which constitutes the major benefit of culture in these models. However, to capture the full benefits of culture, we must also take into account another division of labour: the division of labour of *social learning*.

This principle has an essential consequence. As technological progress creates economies of scale, it paradoxically reduces the effective cost of learning (that is, the cost of acquiring technical goods). The higher the level of technical knowledge in a society about food production, for example, the more a small number of producers can supply a large number of consumers at low prices. Thus, even if the cost of learning to become a farmer increases with the amount of technical knowledge (it requires longer and longer studies), the price of food can actually *decrease*, because this cost is passed on to a larger and larger number of consumers.

In Supporting Information section B, we formalize this principle with an approach inspired by micro-economic models of markets. The result of this analysis is illustrated in [Figure 5\(i-1\)](#). In a large population, we observe once again bi-stable dynamics, with a poverty trap at low technical level (and low division of labour) and a sudden acceleration beyond a threshold, towards a new equilibrium at high technical level (and high division of labour). This occurs here because the knowledge of the previous generation reduces the effective cost of 'social learning' for the next generation, which allows them to reach the frontier earlier in spite of the burden of knowledge. In addition, we also observe an indirect effect of population size as it constitutes an upper limit on the division of labour.

Discussion

In this article, we have modelled cultural knowledge as a capital in which individuals invest at a cost. To this end, following other models of cultural evolution, we have explicitly considered the investments made by individuals in culture as life history decisions. Our objective was to understand what then determines the dynamics of cultural accumulation. Our models have shown that culture can accumulate provided it improves the efficiency of people's lives in such a way as to increase their cultural productivity or, said differently, provided the knowledge created by previous generations improves the ability of subsequent generations to invest in new knowledge. Our central message has been that this positive feedback allowing cultural accumulation can occur for many different reasons, while the cultural evolution literature only considers one such reason. We have shown that it can occur if cultural knowledge increases people's productivity, including in domains that have no connection

with knowledge, because it simply frees up time that people can then spend learning and/or innovating (Figures 3 and 5a–d). We have shown that it can occur if cultural knowledge, and thus the higher level of resources that results from increased productivity, leads individuals to modify their life history decisions through phenotypic plasticity, either by delaying their sexual maturity or by producing fewer offspring but investing more in each (Figure 5e–h). We have also shown that it can occur if technical knowledge reduces the effective cost of its own acquisition via division of labour (Figure 5i–l). In general, culture accumulates if it increases the *cultural* productivity of individuals, either by increasing their *overall* productivity or by increasing the *fraction* of their production that they allocate to knowledge.

In the cultural evolution literature, culture can accumulate because it allows individuals to acquire knowledge and skills more efficiently than if they had had to create them from scratch (e.g. Aoki et al., 2012; Boyd & Richerson, 1995; Enquist et al., 2007; Enquist & Ghirlanda, 2007; Lehmann et al., 2013). Here, we show that the foundation of cumulative culture is actually broader than this. Culture can accumulate provided it makes life easier for individuals, giving them a head start and ultimately allowing them to go further than previous generations, and this can happen for many reasons, of which reducing the cost of acquiring knowledge is just one example. The added value of this generalized view of culture as capital is that it allows a wider range of cultural dynamics to be accounted for. In particular, it can result in the accumulation of culture undergoing phases of acceleration, or being sometimes bistable. This is important because cultural evolution is known to have a wide diversity of dynamics, with periods of stagnation where the amount of knowledge is constant, periods of bursts where the amount of knowledge increases rapidly and also periods of decline, where the amount of knowledge decreases (Aiyar et al., 2008; D’Errico & Stringer, 2011; Lehman, 1946; Mokyr, 1990; and see also Enquist et al., 2008; Kolodny et al., 2015 and references therein). So far, these dynamics have been explained in two ways: demography and interdependent discoveries.

- (1) The demographic explanation is based on the combination of two mutually reinforcing effects (see Aoki, 2015 for a review). (a) If there is more knowledge in a population, then individuals are more productive, which increases the carrying capacity of the environment and leads to a denser population. (b) This increased population density, in turn, allows individuals to produce more new knowledge because ‘more heads means more ideas’ (Aoki, 2015; Arrow, 1962; Henrich, 2004; Mesoudi, 2011). The combination of these two effects leads to a positive feedback loop that can cause an acceleration of cultural accumulation, concomitant with a population densification. Conversely, phases of cultural decline are caused by the two opposing effects, also reinforcing each other.
- (2) The ‘interdependent discoveries’ explanation, on the other hand, assumes that the phases of cultural acceleration are caused by key discoveries (e.g. calculus) that then facilitate the realization of a large number of lesser discoveries (Kolodny et al., 2015, 2016). Cultural evolution thus takes place in a punctuated manner, with phases of stagnation and sudden bursts when a key discovery arises. In principle, the same effect can also explain cultural regressions if some key knowledge is lost, leading to the disappearance of a large amount of more applied knowledge.

Both of these explanations have problems, however.

- (1) The demographic explanation entails that the times and places where cultural evolution should be the fastest are the most densely populated and/or the places where local sub-populations are the most interconnected. Although not definitively invalidated, this prediction is not readily in line with observations. Archaeological and ethnographic observations are often inconclusive or even sometimes at odds with the demographic explanation (see Aoki, 2015 and Vaesen et al., 2016 for reviews). Historical data (Allen, 2009; Clark, 2008; Mokyr, 2016) show that small populations (e.g. the UK) often created more innovations than larger ones (e.g. medieval

China) and that, in a given country, periods of cultural acceleration do not coincide with significant demographic rises (e.g. China during the nineteenth century).

- (2) The ‘interdependent discoveries’ explanation predicts that cultural accelerations, or decline, should be domain-specific. For instance, knowledge in physics should accumulate rapidly after the discovery of calculus but this should have no impact on biology or paintings. However, observations show that, on the contrary, the historical periods and areas of the world that were flourishing were flourishing in all domains, or in a large number of domains at the same time, including in completely unrelated areas (physics, biology, gastronomy, paintings, music, etc.). Classical Greece, Abbasid Irak, Song China and Renaissance Italy naturally come to mind.

Several scholars have already put forward the general importance of creativity in determining the pace of cultural evolution (Fogarty et al., 2015; and see also Kobayashi & Aoki, 2012), and others have even suggested that cultural acceleration could result from the fact that, for one reason or another, cultural knowledge itself increases either creativity (Enquist et al., 2008; Mesoudi, 2011) or the efficiency of social learning (Mesoudi, 2011). However, these scholars did not propose a specific reason why this last effect should occur. In this paper, we propose a straightforward explanation of this effect. We propose that cultural knowledge simply creates resources, and that resources incite individuals to invest more in knowledge, generating a positive feedback. We show that this simple mechanism explains that the rate of cultural evolution (a) is largely independent of demography, and (b) changes through historical time in independent areas of knowledge in parallel.

With this model, and more generally with all models in which cultural evolution depends on the resource allocation decisions of individuals (Aoki et al., 2012; Kobayashi et al., 2019; Lehmann et al., 2013; Mullon & Lehmann, 2017; Ohtsuki et al., 2017; Wakano & Miura, 2014), the field of cultural evolution comes close to a branch of economics, called endogenous growth theory, that also seeks to understand the conditions allowing the long-term accumulation of knowledge (Arrow, 1962; Jones & Manuelli, 1997; Romer, 1994, 1986). An important distinction between the two approaches, however, lies in the way they treat the life history of individuals. In models in endogenous growth theory, or at least in the foundational models of this field, the life history of individuals – that is, firms and consumers – is considered an exogenous factor, whereas evolutionary biologists typically aim to consider cultural accumulation as the consequence of investment decisions that are part of the life history strategy of individuals. This explicit consideration of life history allows us to highlight the fact that biological reproduction is a waste from the point of view of cultural evolution, as newborn individuals have to reach the frontier from scratch, which significantly constrains the possibility of accumulating knowledge. A similar waste is taking place in endogenous growth theory in the form of consumption – as opposed to investment – and plays a key role in the accumulation of knowledge. Hence one way to see the merit of evolutionary approaches is that they provide a biological foundation for the trade-off between consumption and investment that economists consider key to economic progress.

Our article has a number of methodological limitations that need to be acknowledged. The first concerns the extent of phenotypic plasticity. We have assumed that individuals are always optimal in their decisions about resource allocation. This implies that they are endowed with *perfect* phenotypic plasticity. In reality, especially in environments that have been profoundly modified by culture, individuals probably make mistakes in their allocation decisions, under-investing for example in innovations (or the other way around), and it would be important to characterize these mistakes and take them into account in further models.

Second, it is worth noting that our model primarily deals with technical or scientific types of knowledge that have a positive effect on the vital rates of individuals (including on their ability to produce subsequent knowledge). Its generalization to ‘symbolic’ cultural phenomena such as art,

narratives, religious representations, games, sports, etc. is warranted only to the extent that they confer immediate benefits for individuals.

Third, and most importantly, our model is deterministic. We do not consider the stochastic aspects of cultural evolution. This limitation has three dimensions. First, we consider innovations and learning as deterministic growth processes when in reality they have a stochastic component. Second, we consider a mean-field model in which all individuals are identical. In reality, individuals always differ at least slightly from each other, so that exceptionally creative individuals may appear sporadically in populations. Finally, we model culture as a single quantitative dimension, whereas a more realistic model should explicitly consider different cultural items, which would allow the fact that key discoveries can suddenly accelerate the emergence of other discoveries to be captured (Kolodny et al., 2015, 2016). These three types of stochastic mechanisms are likely to cause shocks in cultural evolution. They could play an important role in the dynamics of culture and explain some of the variability in the trajectories of different populations.

To conclude, a potentially interesting aspect of our approach is the way it makes us think about culture. If culture can accumulate because, very generally, it improves people's lives, then it is not an area of production in isolation from other human production. Culture is a capital that is transferable to subsequent generations in the same way that other forms of capital can be transferred as well. Hence, we began this article by arguing that cultural knowledge should be considered as part of the *heritable* capital produced by individuals, this form of capital differing from *non-heritable* capital in that it retains its value after the death of its producer. We would like to suggest now that it could be useful in fact to broaden the definition of culture to include *all* forms of heritable capital, including those that are not knowledge. The knowledge and skills of a population (a) can accumulate, (b) have lasting effects over time and on a large number of individuals and (c) partly explain the differences between human societies. However, other properties of the environment, also resulting from the efforts of past human beings have exactly the same effects. An area that has been deforested around a village, a temple or church built by ancestors, a reduced density of dangerous predators, an efficient railway system, a trustworthy political institution, etc. – all these human productions have a lasting influence on people's development and behaviour, can accumulate, and explain part of human variability, just as knowledge does. Hence, the culture of a society has no reason to be restricted to knowledge and skills but should be seen, more broadly, as a capital produced by past generations that affects the lives of present generations.

Supplementary Material. The supplementary material for this article can be found at <https://doi.org/10.1017/ehs.2020.19>.

Acknowledgements. We thank Laurent Lehmann and two anonymous reviewers for very helpful comments on a previous version of this manuscript.

Author contributions.

J.B.A. and N.B. designed the study. J.B.A. developed and analysed the model. J.B.A. and N.B. wrote the paper.

Financial support. This work was supported by ANR-17-EURE-0017 FrontCog and by ANR-10-IDEX-0001-02 PSL.

Conflict of interest. The authors have no conflict of interest.

Research transparency and reproducibility. All the mathematical and numerical analyses of this paper have been performed with the software Mathematica®, in a notebook that can be downloaded at <https://github.com/jeanbaptisteandre/CultureAsCapital>

References

- Aiyar, S., Dalgaard, C.-J., & Moav, O. (2008). Technological progress and regress in pre-industrial times. *Journal of Economic Growth*, 13, 125–144.
- Allen, R. C. (2009). *The British industrial revolution in global perspective*. Cambridge University Press.

- Aoki, K. (2015). Modeling abrupt cultural regime shifts during the Palaeolithic and Stone Age. *Theoretical Population Biology*, 100, 6–12.
- Aoki, K., Wakano, J. Y., & Lehmann, L. (2012). Evolutionarily stable learning schedules and cumulative culture in discrete generation models. *Theoretical Population Biology*, 81, 300–309.
- Arrow, K. J. (1962). The economic implications of learning by doing. *The Quarterly Journal of Economics*, 29, 155–173.
- Azariadis, C., & Stachurski, J. (2005). Poverty traps. In *Handbook of economic growth*, Vol. 1 (pp. 295–384). Elsevier. <https://www.sciencedirect.com/science/article/pii/S1574068405010051>.
- Baumard, N. (2018). Psychological origins of the industrial revolution. *Behavioral and Brain Sciences*, 42, 1–47.
- Blanc, G., & Wacziarg, R. (2019). Change and persistence in the age of modernization: Saint-Germain-d'Anxure 1730–1895. *Tech. rep. National Bureau of Economic Research*.
- Bloom, N., Jones, C. I., Van Reenen, J., & Webb, M. (2017). Are ideas getting harder to find? *Tech. rep. National Bureau of Economic Research*.
- Boyd, R., & Richerson, P. (1995). Why culture is common, but cultural evolution is rare. *Proceedings of the British Academy*, 88, 73–93.
- Boyd, R., & Richerson, P. J. (1985). *Culture and the evolutionary process*. The University of Chicago Press.
- Buzzati, D. (1966). *Il colombre e altri cinquanta racconti*. A. Mondadori.
- Charnov, E. L. (1991). Evolution of life history variation among female mammals. *Proceedings of the National Academy of Sciences*, 88, 1134–1137.
- Clark, G. (2008). *A farewell to alms: A brief economic history of the world*, Vol. 25. Princeton University Press.
- Cummins, N. (2013). Marital fertility and wealth during the fertility transition: Rural France, 1750–1850. *The Economic History Review*, 66, 449–476.
- D'Errico, F., & Stringer, C. B. (2011). Evolution, revolution or saltation scenario for the emergence of modern cultures? *Philosophical Transactions of the Royal Society B: Biological Sciences*, 366, 1060–1069.
- Enquist, M., Eriksson, K., & Ghirlanda, S. (2007). Critical social learning: A solution to rogers's paradox of nonadaptive culture. *American Anthropologist*, 109, 727–734.
- Enquist, M., & Ghirlanda, S. (2007). Evolution of social learning does not explain the origin of human cumulative culture. *Journal of Theoretical Biology*, 246, 129–135.
- Enquist, M., Ghirlanda, S., Jarrick, A., & Wachtmeister, C.-A. (2008). Why does human culture increase exponentially? *Theoretical Population Biology*, 74, 46–55.
- Fogarty, L., Creanza, N., & Feldman, M. W. (2015). Cultural evolutionary perspectives on creativity and human innovation. *Trends in Ecology and Evolution*, 30, 736–754.
- Henrich, J. (2004). Demography and Cultural Evolution : How adaptive cultural processes can produce maladaptive losses – the Tasmanian case. *American Antiquity*, 69, 197–214.
- Iwasa, Y., & Roughgarden, J. (1984). Shoot/root balance of plants: Optimal growth of a system with many vegetative organs. *Theoretical Population Biology*, 105, 78–105.
- Jones, E., & Manuelli, E. (1997). Endogenous growth theory: An introduction. *Journal of Economic Dynamics and Control*, 21, 1–22.
- Jones, O. R., Scheuerlein, A., Salguero-Gómez, R., Camarda, C. G., Schaible, R., Casper, B. B., ... Vaupel, J. W. (2014). Diversity of ageing across the tree of life. *Nature*, 505, 169–173.
- Kaplan, H., Hill, K., Lancaster, J., & Hurtado, A. M. (2000). A theory of human life history evolution: Diet, intelligence, & longevity. *Evolutionary Anthropology*, 9, 156–185.
- Kaplan, H., Lancaster, J., & Robson, A. (2003). Embodied capital and the evolutionary economics of the human life span. *Population and Development Review*, 29, 152–182.
- Kirkwood, T. B. L. (1977). Evolution of ageing. *Nature*, 270, 301–304.
- Kobayashi, Y., & Aoki, K. (2012). Innovativeness, population size and cumulative cultural evolution. *Theoretical Population Biology*, 82, 38–47.
- Kobayashi, Y., Wakano, J. Y., & Ohtsuki, H. (2019). Evolution of cumulative culture for niche construction. *Journal of Theoretical Biology*, 472, 67–76.
- Kolodny, O., Creanza, N., & Feldman, M. W. (2015). Evolution in leaps: The punctuated accumulation and loss of cultural innovations. *Proceedings of the National Academy of Sciences*, 112, E6762–E6769.
- Kolodny, O., Creanza, N., & Feldman, M. W. (2016). Game-changing innovations: How culture can change the parameters of its own evolution and induce abrupt cultural shifts. *PLoS Computational Biology*, 12, 1–15.
- Laland, K. N., Odling-Smee, J., & Feldman, M. W. (2000). Niche construction, biological evolution, and cultural change. *Behavioral and Brain Sciences*, 23, 146–175.
- Lehman, H. C. (1946). The exponential increase of man's cultural output. *Social Forces*, 25, 281–290.
- Lehmann, L., Wakano, J. Y., & Aoki, K. (2013). On optimal learning schedules and the marginal value of cumulative cultural evolution. *Evolution*, 67, 1435–1445.
- Lumsden, C. J., & Wilson, E. O. (1981). *Genes, mind, and culture: The coevolutionary process*. Harvard University Press.
- Maslow, A. H. (1943). A theory of human motivation. *Psychological Review*, 50, 370–396.

- McCloskey, D. N. (2016). *Bourgeois equality: How ideas, not capital or institutions, enriched the world*. University of Chicago Press.
- Mery, F., & Kawecki, T. J. (2004). An operating cost of learning in *Drosophila melanogaster*. *Animal Behaviour*, 68, 589–598.
- Mesoudi, A. (2011). Variable cultural acquisition costs constrain cumulative cultural evolution. 6, e18239.
- Mokyr, J. (1990). Punctuated equilibria and technological progress. *The American Economic Review*, 80, 350–354.
- Mokyr, J. (1992). *The lever of riches: Technological creativity and economic progress*. Oxford University Press.
- Mokyr, J. (2016). *A culture of growth: The origins of the modern economy*. Economics Books.
- Mullon, C., & Lehmann, L. (2017). Invasion fitness for gene–culture co-evolution in family-structured populations and an application to cumulative culture under vertical transmission. *Theoretical Population Biology*, 116, 33–46.
- Nettle, D. (2010). Dying young and living fast: Variation in life history across English neighborhoods. *Behavioral Ecology*, 21, 387–395.
- Ohtsuki, H., Wakano, J. Y., & Kobayashi, Y. (2017). Inclusive fitness analysis of cumulative cultural evolution in an island-structured population. *Theoretical Population Biology*, 115, 13–23.
- Perrin, N. (1992). Optimal resource allocation and the marginal value of organs. *The American Naturalist*, 139, 1344–1369.
- Perrin, N., Sibly, R. M., & Nichols, N. K. (1993). Optimal growth strategies when mortality and production rates are size-dependent. *Evolution and Ecology*, 7, 576–592.
- Rogers, A. R. (1988). Does biology constrain culture. *American Anthropologist*, 90, 819–831.
- Romer, P. (1994). The origins of endogenous growth. *The Journal of Economic Perspectives*, 8, 3–22.
- Romer, P. M. (1986). Increasing returns and long-run growth. *Journal of Political Economy*, 94, 1002–37.
- Roser, M. (2017). Fertility Rate. *Published online at OurWorldInData.org*. Retrieved from: <https://ourworldindata.org/fertility-rate>
- Stearns, S. C. (1977). The evolution of life history traits: A critique of the theory and a review of the data. *Annual Review of Ecology and Systematics*, 8, 145–171.
- Vaesen, K., Collard, M., Cosgrove, R., & Roebroeks, W. (2016). Population size does not explain past changes in cultural complexity. *Proceedings of the National Academy of Sciences*, 113, E2241–E2247.
- Wakano, J. Y., & Miura, C. (2014). Trade-off between learning and exploitation: The Pareto-optimal vs. evolutionarily stable learning schedule in cumulative cultural evolution. *Theoretical Population Biology*, 91, 37–43.