

Editorial

**Categories for Infection Control: A New Approach
from the Centers for Disease Control**

John E. McGowan, Jr., M.D.

Original Articles

**Successful Control of Hepatitis B Surface
Antigenemia in a Dialysis Unit without
Geographic or Machine Isolation**

Victor S. Ostrower, M.D.; Meyer D. Lifschitz, M.D.;
Philip C. Craven, M.D.; and Dwight M. Williams, M.D.

**Prophylactic Antibiotics in Pediatric Orthopedic
Surgery: Current Practices**

Howard Faden, M.D.

**Epidemiologic Studies of an Outbreak of Nosocomial
Methicillin-Resistant *Staphylococcus aureus* Infections**

John M. Boyce, M.D.; Martha Landry, R.N.;
Thomas R. Deetz, M.D.; and Herbert L. DuPont, M.D.

**Centers for Disease
Control Guidelines**

Introduction

Robert W. Haley, M.D.

**Guideline for Prevention of Catheter-Associated
Urinary Tract Infections**

Edward S. Wong, M.D., in consultation with
Thomas M. Hooton, M.D.

Guidelines for Hospital Environmental Control

Bryan P. Simmons, M.D., in consultation with Thomas M.
Hooton, M.D. and George F. Mallison, M.P.H.


BARD ANNOUNCES

bn-74
CATHETER COATING TM

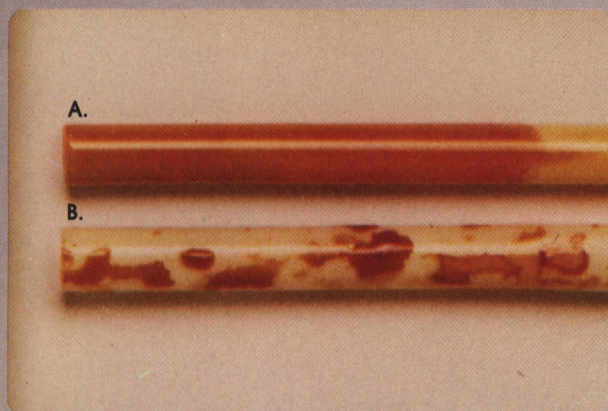
AN ADVANCEMENT
IN THE FIGHT AGAINST
NOSOCOMIAL URINARY
TRACT INFECTION

Available Exclusively on the bn-74
Coated BARDEX® All Silicone Foley Catheter

A NEW TECHNOLOGY now offers a
barrier to bacterial migration by providing
a surface on a Foley Catheter which
effectively absorbs antimicro-
bial solutions.



THE ONLY FOLEY CATHETER WITH THESE INFECTION CONTROL FEATURES



IT'S WETTABLE

Absorbs antimicrobial solutions into catheter surface to aid in reducing bacterial migration

- A. bn-74™ Coated Catheter section:
Unique hydrophilic nature of bn-74 Coating allows povidone-iodine to absorb into the catheter surface
- B. Hydrophobic surfaces of uncoated catheter sections:
Povidone-iodine beads and rolls off uncoated latex or silicone catheters



IT RESISTS STATIC BUILDUP

C. The bn-74 hydrophilic surface reduces static electricity, minimizing attraction of particulate matter—another aid in infection control

D. Static electricity on hydrophobic surfaces of uncoated silicone catheters can attract pathogen-containing dust or lint, creating an additional infection hazard

THE bn-74 CONTRIBUTION TO INFECTION CONTROL

Because bn-74 absorbs antimicrobial solutions, it is now technically feasible to prepare a bactericidal surface on the catheter shaft surface at a potential site of contamination...After insertion, the catheter is coated with an antimicrobial solution from where it enters the meatus to the catheter bifurcation. In laboratory testing bn-74 coated catheters and uncoated sections were treated with an antimicrobial solution and then exposed to *Staphylococcus aureus* and *Escherichia coli*. The results showed effectiveness of the absorbed antimicrobial solution on the bn-74 coated catheter against the bacteria being tested.

bn-74
CATHETER COATING™

COATED BARDEX®
ALL SILICONE FOLEY
CATHETER

AN ADVANCEMENT
IN CATHETER COATING...

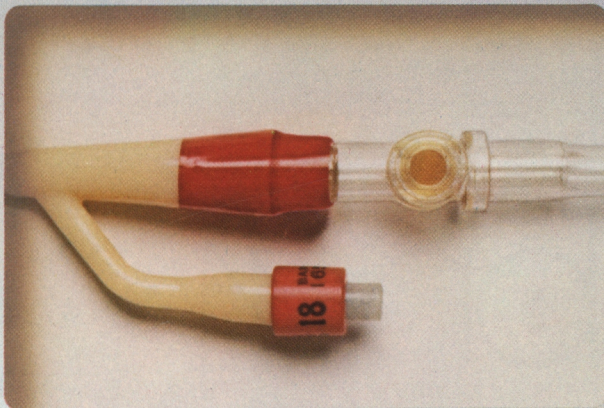
A CONTRIBUTION TO
INFECTION CONTROL

ONLY FROM BARD...
EXCLUSIVE COMPONENTS IN A UNIQUE
SYSTEM FOR INFECTION CONTROL

bn-74
CATHETER COATING™

**COATED BARDEX® ALL
SILICONE FOLEY CATHETER**

- Absorbs antimicrobial solutions to help minimize bacterial migration
- Resists static buildup to further aid in infection control



EXCLUSIVE BARD® TAMPER EVIDENT SEAL*
Helps provide a continuous, unbroken catheter/
drainage tube linkup


- prevents accidental disconnection of catheter connector
- discourages intentional disconnection
- provides visual evidence of a break in the closed system


**The bn-74 Coated BARDEX®
All Silicone Foley Catheter**

Available in a tray with complete components for sterile catheterization procedure. Also available individually and in a BARD® Bladder Care Tray with Urine Meter Drainage Bag.

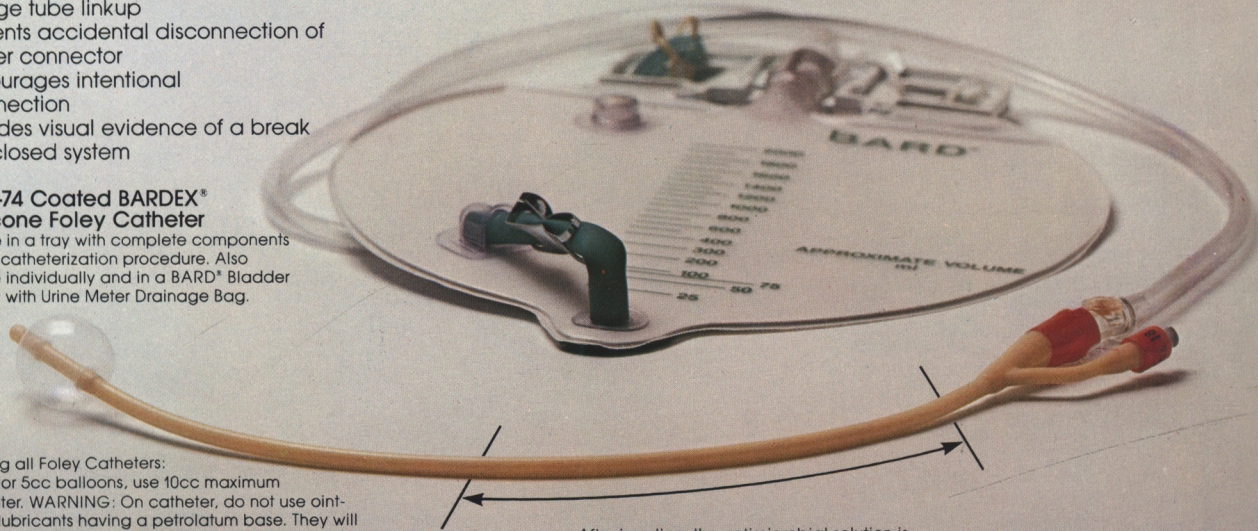
Regarding all Foley Catheters:
USAGE: For 5cc balloons, use 10cc maximum sterile water. WARNING: On catheter, do not use ointments or lubricants having a petrolatum base. They will damage latex or silicone elastomer and may burst balloon.

Regarding all Drainage Bags and Foley Catheters:
CAUTION: Federal (U.S.A.) Law restricts these devices to sale by or on the order of a physician.

BARD, BARDEX and  are trademarks registered in the U.S. Patent and Trademark Office by C.R. Bard, Inc.



BARD® CENTER ENTRY URINARY DRAINAGE BAG
■ Limits pooling ■ Provides better balance ■ Is easier to empty



After insertion, the antimicrobial solution is applied to the catheter shaft from the meatus to the bifurcation of the catheter.

BARD UROLOGICAL DIVISION



C.R. Bard, Inc.
Murray Hill, NJ 07974

Editorial

Categories for Infection Control: A New Approach from the Centers for Disease Control

John E. McGowan, Jr., M.D. 97

Original Articles

Successful Control of Hepatitis B Surface Antigenemia in a Dialysis Unit without Geographic or Machine Isolation

Victor S. Ostrower, M.D.; Meyer D. Lifschitz, M.D.; Philip C. Craven, M.D.; and Dwight M. Williams, M.D. 101

Prophylactic Antibiotics in Pediatric Orthopedic Surgery: Current Practices

Howard Faden, M.D. 107

Epidemiologic Studies of an Outbreak of Nosocomial Methicillin-Resistant *Staphylococcus aureus* Infections

John M. Boyce, M.D.; Martha Landry, R.N.; Thomas R. Deetz, M.D.; and Herbert L. DuPont, M.D. 110

Centers for Disease

Control Guidelines

Introduction

Robert W. Haley, M.D. 117

Guideline for Prevention of Catheter-Associated Urinary Tract Infections

Edward S. Wong, M.D., in consultation with Thomas M. Hooton, M.D. 125

Guidelines for Hospital Environmental Control

Bryan P. Simmons, M.D., in consultation with Thomas M. Hooton, M.D. and George F. Mallison, M.P.H. 131

Departments

Information for Authors	80	Applied Statistics in Infection Control	171
New Developments in Infection Control	83	Legislative News	178
Book Reviews	89	Calendar of Events	180
Readers' Forum	149	New Products and Services	185
The Law and Infection Control	154	Index to Advertisers	186
Topics in Clinical Microbiology	162	Letters to the Editor	188

Publisher: Infection Control is published bimonthly by Charles B. Slack, Inc., 6900 Grove Road, Thorofare, New Jersey 08086. Telephones: Thorofare (609) 848-1000; New York (212) 285-9777.

Copyright 1981. Published bimonthly by Charles B. Slack, Inc., 6900 Grove Road, Thorofare, New Jersey 08086; telephone (609) 848-1000. All rights reserved. No part of this publication may be reproduced without written permission from the publisher.

Subscriptions: Subscription requests should be addressed to the publisher. Annual subscription price is: Individual. One year—\$22.00; Two years—\$38.00; Three years—\$54.00. Student rate: \$11.00 per year. All subscriptions, without exception, will start with the first issue published after the order is received. Back copies are available, but must be purchased separately. Cost per individual copy is \$4.00. All orders for individual issues must be accompanied by payment.

Change of address: Notice should be sent to the publisher six weeks in advance of effective date. Include old and new addresses with zip codes. The publisher cannot accept responsibility for undelivered copies. Controlled circulation postage is paid at Thorofare, New Jersey 08086.

As of Volume 1, Number 1, INFECTION CONTROL is listed in *Index Medicus*, *Current Contents—Clinical Practice*, *Hospital Literature Index*, and *Cumulative Index to Nursing and Allied Health Literature*.

Hi-Tor. In a class by itself.

According to the Environmental Protection Agency, Hi-Tor is the only product that cleans, disinfects, and deodorizes in 400 ppm hard water and 5% gross filth — *at the same time.*


Hi-Tor stays active in the bucket — because it doesn't break down like some other quats. So you can use a single bucket for several patient rooms with complete confidence.

And, because it takes only a half-ounce of Hi-Tor germicide to a full gallon of water, a little goes a long, long way.

Now that you've got the picture on the only germicidal detergent that cleans and disinfects in a single step in the presence of extremely hard water, let us give you a sample. Just call your Huntington Service Representative, or call us direct at 219/356-8100.

 **Huntington**

P.O. Box 710, Huntington, Indiana 46750



Now, more economical than ever...

SteriGage™

Steam Sterilization Indicator

Time, temperature, and steam at a glance.

Accurate

The SteriGage Indicator provides accurate results by integrating time, temperature, and steam just as live spore strips do. The SteriGage Indicator is accurate to $\pm 1.5^{\circ}\text{C}$ at 121.1°C (250°F).



Versatile

The SteriGage Indicator can be used in every steam sterilizer in your hospital, including flash sterilizers. It also works at all normal sterilization temperatures, eliminating multiple inventories.



Immediate

The SteriGage Indicator provides instant readouts—no incubation period required.



Precise

The SteriGage Indicator has a precise endpoint that clearly indicates whether conditions for steam sterilization have been met. No reader interpretation is necessary.



© 1979 ORGANON INC.
ORG-7130



Only a device like the SteriGage Indicator, based on migration of a melted chemical, can integrate small changes in time and temperature in saturated steam.

Distributed by:
Organon Hospital Products
Organon Inc.
West Orange, NJ 07052



A PART OF **Akzo** INC

THE PRE-OP SHOWER OF PROTECTION



Preoperative total body
cleansing with
HIBICLENS reduces
postoperative
infection by half.*

In a comparative clinical trial, the
superiority of HIBICLENS over
routine cleansing procedures
was proven.

HIBICLENS®

(chlorhexidine gluconate)

The Only Proven Antiseptic/Antimicrobial
Skin Cleanser



Showering or bathing
with HIBICLENS before
surgery minimizes
resident flora
from the operation
site as well as other areas of the
patient's body—potential
sources of postoperative
wound infection.

Now indicated for preoperative showering and bathing

*Brandberg A, Holm J, Hammarsten J, et al: Paper II, in *Problems in the Control of Hospital Infection*, Royal Society of Medicine International Congress and Symposium Series No. 23. London, Academic Press Inc. Ltd.

© 1980 ICI Americas Inc.



STUART PHARMACEUTICALS | Div. of ICI Americas Inc.
WILMINGTON, DELAWARE 19897

The only automatic system that pampers delicate endoscopes clean.

PULSTAR™ 1200 Endoscope Processor

Now, for the first time, the PULSTAR 1200 combines cleaning efficacy and gentle treatment with automatic operation. And PULSTAR 1200 performs within the time frame required by a busy endoscopy suite schedule.

Cuts scope downtime and repair. The PULSTAR 1200 cuts scope handling to a minimum. And the less frequently fragile scopes are handled, the lower the risk of damage.

Saves valuable staff time. Since the PULSTAR 1200 cleans scopes automatically, at

the touch of a button, the nurse's time is freed to attend to patient preparation. This can actually reduce the time between procedures.

Helps prevent cross-contamination. Since the process is automatic for every cycle, shortcuts are not possible and the risk of cross-contamination is reduced.

For more information on the PULSTAR 1200 automatic flexible endoscope processor, contact your AMSCO representative today.

PULSTAR 1200 —
a part of the AMSCO
ENDOSUITE™ System



AMSCO
American Sterilizer Company

ERIE, PENNSYLVANIA • 16512