

The Journal of Laryngology and Otology

EDITED BY

A. LOGAN TURNER AND J. S. FRASER

Contents

PAROXYSMAL RHINORRHOEA Dr JOHN FREEMAN

VASOMOTOR RHINITIS Dr A. BROWN KELLY

PAROXYSMAL RHINORRHOEA JAMES ADAM

THE RESULTS OF OPERATIONS ON THE NOSE AND
THROAT IN CASES OF ASTHMA MARGARET C. TOD

CLINICAL RECORD:—

ERUPTION OF A CANINE TOOTH INTO THE NASAL
FOSSA ATTENDED BY RHINITIS CASEOSA PETER H. ABERCROMBIE

SOCIETIES' PROCEEDINGS:—

ROYAL SOCIETY OF MEDICINE—SECTION OF LARYNGOLOGY.
THE SCOTTISH SOCIETY OF OTOTOLOGY AND LARYNGOLOGY.

ABSTRACTS:—

NOSE AND ACCESSORY SINUSES. PERORAL ENDOSCOPY.
MISCELLANEOUS.

OTO-LARYNGOLOGY IN BELGIUM.

LETTER TO THE EDITORS. GENERAL NOTES.

Edinburgh: Oliver and Boyd

London: 33 Paternoster Row

Monthly, 4/- net

Annual Subscription, 40/- net

"We have experimentally proved that Listerine is a powerful antiseptic, preventing the development of bacteria and decomposition of vegetable infusions."—*British Medical Journal*, May 3, 1890.

LISTERINE

*A safe, non-poisonous, unirritating
antiseptic solution*

LISTERINE is particularly useful in the treatment of abnormal conditions of the mucosa, and admirably suited for a wash, gargle, or douche, in catarrhal conditions of the nose and throat.

LISTERINE in proper dilution may be freely and continuously used without prejudicial effect, either by injection or spray, in all the natural cavities of the body.

LISTERINE embodies a two-fold antiseptic effect, in that after the evaporation of its volatile constituents—thyme, eucalyptus, mentha, gaultheria, and ethyl alcohol—a film of boracic and benzoic acids remains upon the surface to which Listerine has been applied, affording more prolonged antiseptic protection.

LISTERINE is a trustworthy surgical dressing; it has no injurious effect upon the tissues in which the healing process is going on.

LISTERINE in teaspoonful doses will often afford relief in fermentative dyspepsia, and is largely prescribed, with excellent results, in the various forms of diarrhoea, occurring in infants and adults.

LISTERINE literature, including special pamphlets upon *Respiratory Diseases*, may be had, by physicians, upon application to

LAMBERT PHARMACAL COMPANY

2101 Locust Street

St Louis, Mo., U.S.A.

British Agents:

S. Maw, Son & Sons, 7 Aldersgate St., London, E.C.

The Journal of Laryngology and Otology

(Founded in 1887 by MORELL MACKENZIE and NORRIS WOLFENDEN)

EDITED BY

A. LOGAN TURNER AND J. S. FRASER

ASSISTED BY

DOUGLAS GUTHRIE AND IRWIN MOORE

1. Original Articles are accepted on the condition that they have not been published elsewhere.

2. Manuscripts should be typewritten, on one side only of the paper, and well spaced.

3. Galley proofs and engraver's proofs of illustrations are sent to the author. Corrections, which should be kept to a minimum, must be clearly marked and no additional matter should be added.

4. The order for reprints should be sent when returning galley proofs, and for this purpose special forms are supplied, on which the price of the reprints is stated.

5. Authors of Original Communications on Oto-Laryngology in other Journals are invited to send a copy, or two reprints, to the *Journal of Laryngology*. If they are willing, at the same time, to submit their own abstract (in English, French, Italian, or German) it will be welcomed.

6. Editorial Communications should be addressed to "EDITORS, *Journal of Laryngology*, c/o Messrs OLIVER AND BOYD, Tweeddale Court, Edinburgh."


7. The Annual Subscription is Forty Shillings, post free, and is payable in advance.

8. Single copies of back numbers, both of the present and the previous series, are on sale at Four Shillings each.

9. An Annual Subscription can be commenced with any number of the Journal, and the preceding numbers of the current year can be purchased at Four Shillings each.

UNITED STATES OF AMERICA

Orders for this Journal, for single parts or yearly subscriptions, can be sent either through a local bookseller, or to Messrs G. E. STECHERT & CO., 31-33 East 10th Street, New York.



**CHEVALIER JACKSON'S INSTRUMENTS FOR ŒSOPHAGOSCOPY,
LARYNGOSCOPY, AND BRONCHOSCOPY**

New Models as made for Walter G. Howarth, F.R.C.S.

Each Instrument is made in accordance with the details of Chevalier Jackson's most recent models, and each is supplied with a *spare light carrier*, i.e., 2 light carriers and 2 lamps. All the models have been redesigned with a view to rendering them more easily cleansed; all the crevices and corners for the dirt have been taken away.

To ensure better visibility the tips of the forceps are *black*.

The Howarth-Jackson's Instruments are **less expensive than other American or English models**, and a further economy has been effected by rendering the instrument tips interchangeable, thus reducing the number of forceps handles and tips required.

The lamps are 2.5 volt and more durable than the usual models.

Manufactured only by

DOWN BROS., L^{TD}.

SURGICAL INSTRUMENT MAKERS

21 and 23 ST THOMAS'S STREET

LONDON, S.E. 1

(Opposite Guy's Hospital)



Telegrams—"DOWN, LONDON."

Telephone—HOP 4400 (4 lines).

Second Impression. Demy 8vo, 424 pp. With 222 Text Illustrations and 12 Plates, of which 8 are in Colour. 20s. net, Postage 9d.

DISEASES OF THE NOSE, THROAT, AND EAR

For Practitioners and Students

Edited by **A. LOGAN TURNER, M.D., F.R.C.S.(Ed.)**

Senior Lecturer on Diseases of the Ear, Nose, and Throat, University of Edinburgh

With the collaboration of

J. S. FRASER, M.B., F.R.C.S. (Ed.)

J. D. LITHGOW, M.B., F.R.C.S. (Ed.)

W. T. GARDINER, M.C., M.B., F.R.C.S. (Ed.)

G. EWART MARTIN, M.B., F.R.C.S. (Ed.)

and **DOUGLAS GUTHRIE, M.D., F.R.C.S. (Ed.)**

"The illustrations are many and good, the book is well balanced and clearly written and may confidently be recommended for the use of students and practitioners."—*Lancet*.

"Will prove of the greatest value to students and indeed to those devoting themselves to the specialty."—*Journal of Laryngology and Otology*.

Demy 8vo, 272 pp. 15s. net, Postage 6d.

ASTHMA

By **FRANK COKE, F.R.C.S.**

With Frontispiece in colour illustrating the
Dermal Reactions, and other illustrations.

Contains a consideration of 350 cases of asthma examined and treated in the light of the new work that has been accomplished on this subject during the last few years.

"Brightly written, and shows evidence of much practical experience and a knowledge of the literature."—*British Medical Journal*.

Second Fully Revised English Edition. Demy 8vo., 362 pp. 589 Illustrations. 17s. 6d. net, Post. 6d.

OTO-RHINO-LARYNGOLOGY

For the Student and Practitioner.

By **Dr GEORGES LAURENS**

Authorised Translation of the Fourth Fully
Revised French Edition.

By **H. CLAYTON FOX, F.R.C.S., Late Aural
Surgeon, Ministry of Pensions, London Area.**

"Full of sound points and diagrammatic illustrations, many of which are of great practical value."—*Lancet*.

BRISTOL: JOHN WRIGHT & SONS LTD. LONDON: SIMPKIN & CO. LTD.

Central London Throat, Nose, and Ear Hospital GRAY'S INN ROAD

(Near King's Cross Stations)

DAILY CLINICS. Lectures on Fridays, 4 p.m.

OVER 11,000 NEW PATIENTS LAST YEAR. 50,000 ATTENDANCES.

IN-PATIENT DEPARTMENT, 43 BEDS.

SPECIAL INTENSIVE COURSE OF LECTURES AND DEMONSTRATIONS
(including Operative Surgery Course) in co-operation with the
Fellowship of Medicine is held twice yearly, in May and October

CLINICAL ASSISTANTS

Are appointed from among those duly qualified gentlemen who have been enrolled
as Post-Graduate Students of the Hospital.

ATTENDANCE OF STAFF

	O.-P. CLINIC.	I.-P. OPERATIONS.
Dr ABERCROMBIE	Thursday, 2 P.M.	Wednesday, 2 P.M.
Dr WYLIE	Wednesday, 2 P.M.	Thursday, 2.30 P.M.
Dr DAN MCKENZIE	Monday, 2 P.M.	Tuesday, 2.30 P.M.
Mr HAROLD KISCH	Friday, 2 P.M.	Monday, 2 P.M.
Mr NICOL RANKIN	Tuesday, 5 P.M.	Wednesday, 2 P.M.
Mr ARCHER RYLAND	Saturday, 2 P.M.	Friday, 2 P.M.
Mr WATKYN-THOMAS	Thursday, 2 P.M.
Mr GILL-CAREY	Wednesday, 2 P.M.
Mr ARMOUR BROWN	Monday, 2 P.M.

FEES

For attendance on the practice of the Hospital—

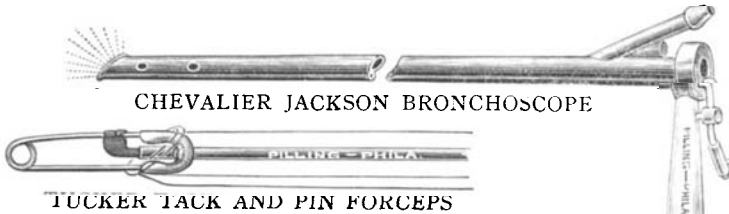
Three months 5 guineas | Six months 8 guineas
Special Course, 10 guineas, or without Operative Surgery, 5 guineas.

Further particulars on application to

ARCHER RYLAND, F.R.C.S.Ed.,
Dean.

RICHARD KERSHAW,
Secretary-Superintendent.

PILLING - MADE CHEVALIER JACKSON INSTRUMENTS



CHEVALIER JACKSON BRONCHOSCOPE

TUCKER TACK AND PIN FORCEPS

Exact reproductions of the latest instruments used by Dr Chevalier Jackson and his associates in the Bronchoscopic Clinics at the Jefferson and the University Hospitals. Philadelphia.


For Laryngoscopy, Bronchoscopy, Esophagoscopy, Gastroscopy, Pyloroscopy, Duodenoscopy, Retrograde Esophagoscopy, Pleuroscopy, etc. *And also for the Diagnosis and Treatment of Diseases of the Lungs, including Trachea and Larynx.*

Catalogue on request

The George P. Pilling & Son Co., N. E. Cor. Arch and 23rd Streets, Philadelphia, Pa., U. S. A.

CABLE ADDRESS—"SURGICAL, PHILADELPHIA"

Familiarity breeds Admiration



THE more you know about this new Sorensen Anæsthetizing Apparatus the more you admire it; for it renders unsurpassable service for all uses of pressure or suction, because—

- its pump has two cylinders for pressure, and two for suction. No air-intercommunication between them; no possibility of contaminating the pressure cylinders.
- it has the new Sorensen Snap-fit Bottle Holder, which takes a simple form of bottle and holds it airtight without screws or clamps. Instantly removed and replaced.
- either pressure or suction may be applied direct (cutting out the bottle) without any change in tube connections, but by simply turning the control valve.
- it has electric heater for warming the ether vapour.
- it is completely self-contained, always ready and dependable for use anywhere in the hospital.

And your admiration will increase when you read of its many other valuable features in the folder. May we mail you that?

Agents for Great Britain

ROUSE & SONS, LTD.

74 Mortimer Street, London, W. 1.

HOSPITAL FOR DISEASES OF THE THROAT

GOLDEN SQUARE, LONDON, W. 1

HONORARY MEDICAL STAFF

Surgeons

Mr T. JEFFERSON FAULDER
Mr GEORGE W. BADGEROW
Mr LIONEL COLLEDGE

Mr G. A. DAWSON
Mr GILBERT CHUBB
Mr THEODORE JUST

Assistant Surgeons

Mr ORMEROD
Mr BEDFORD RUSSEL

Mr DINGLEY
Mr SANDIFORD

The Hospital, which has for some considerable time been undergoing very extensive reconstruction and extension, has nearly 80 beds for In-patients and an annual Out-patient attendance of over 60,000.

CLINICAL INSTRUCTION

Clinical Instruction in the Diagnosis and Treatment of Diseases of the Ear, Nose and Throat is daily given in the Out-patient Department from 2 to 5 p.m. On Tuesdays and Fridays from 6.30 to 9 p.m. also. Major operations are performed daily, except Mondays and Saturdays, in the In-patient Operating Theatres. Minor operations are performed in the Out-patient Department by the Assistant Surgeons on four mornings a week.

Practitioners and Medical Students are admitted to the practice of the hospital and Clinical Assistants, whose duty it is to assist the staff, are appointed from time to time among them. For further information apply to the Dean, GILBERT CHUBB.

INSTRUMENTS AND EQUIPMENT FOR

Examination of Ear, Nose and Throat, Operation on Tonsils, Adenoids, Mastoid, Nasal Septum

As supplied to and used in

EAR, NOSE AND THROAT DEPARTMENT, ROYAL INFIRMARY, EDINBURGH
THE EDINBURGH EYE, EAR AND THROAT INFIRMARY, ETC., ETC.

ALSO THE CHEVALIER JACKSON INSTRUMENTS

ARCHD. YOUNG & SON, 57-61 FORREST ROAD, EDINBURGH

Surgical Instrument Makers to Royal Infirmary, Edinburgh

Phone: Central 669.

Telegrams: "Bandage, Edinburgh," A.B.C. Code, 5th Ed.

CONTENTS

	PAGE
PAROXYSMAL RHINORRHOEA. Dr John Freeman	561
VASOMOTOR RHINITIS. Dr A. Brown Kelly	568
PAROXYSMAL RHINORRHOEA. James Adam, M.A., M.D.(Glasgow)	577
THE RESULTS OF OPERATIONS ON THE NOSE AND THROAT IN CASES OF ASTHMA. Margaret C. Tod, M.B., Ch.B.	582
CLINICAL RECORD—	
Eruption of a Canine Tooth into the Nasal Fossa attended by Rhinitis Caseosa. Peter H. Abercrombie, M.D.	586
SOCIETIES' PROCEEDINGS—	
Royal Society of Medicine—Section of Laryngology	590
The Scottish Society of Otolaryngology	593
ABSTRACTS—	
Nose and Accessory Sinuses	610
Peroral Endoscopy	613
Miscellaneous	618
OTO-LARYNGOLOGY IN BELGIUM	622
LETTER TO THE EDITORS	630
GENERAL NOTES	631

NEO=PROTOSIL

A Non-staining Colloidal Silver Antiseptic

for the Treatment of Inflammations of Mucous Membrane

NEO-PROTOSIL is serviceable in diseases of the naso-pharynx and accessory cavities, including acute and chronic muco-purulent rhinitis, simple and follicular tonsillitis, pharyngitis, sinusitis, etc., also in diseases of the eye, such as simple and purulent conjunctivitis, blepharitis marginalis, keratitis, etc.

NEO-PROTOSIL contains about 20 per cent. of silver iodide in a state of colloidal subdivision combined with a soluble protein base. Its solutions are not irritating to mucous membrane, and they *do not cause dark stains*. Neo-Protosil is employed in aqueous solutions ranging from 1 per cent. to 40 per cent. in strength according to the condition to be treated. Neo-Protosil Ointment (5 per cent.) is convenient for use in disorders of the eye, ear, nose, etc.

*Supplied in bottles of ½ ounce or 1 ounce. Capsules containing 6 grains
(for convenience in making solutions) are supplied in bottles of 25 or 100.
Neo-Protosil Ointment is supplied in collapsible tin tubes.*

PARKE, DAVIS & Co., 50 Beak St., **LONDON, W.1**
Regent St.,