

organism obtained in pure culture from the blood, larynx and lungs was a typical *Staphylococcus pyogenes aureus*. There are very few records in the literature of a true diphtheritic membrane in the larynx due to *Staphylococcus aureus* such as occurred in these cases. They illustrate the necessity for examination of the larynx—an organ often neglected by pathologists in the course of routine autopsies. *Thomas Guthrie.*

The Selection of Candidates for the Air Service.—**H. Graeme Anderson.**
“Lancet,” March 16, 1918, p. 395.

In the course of a general discussion on this subject, the author lays stress upon absence of pyorrhœa, sore throats, earache, deafness, otorrhœa, and nasal obstruction. Defective hearing in the pilot or air mechanic may lead to serious injury or death. A sound equilibration and muscle-sense is essential in flying, but most of the impressions which control balance in flying come through the eyes. *Macleod Yearsley.*

Radium in Tuberculosis of the Skin.—**W. H. B. Aikins.** “Canadian Pract. and Rev.,” February, 1918.

The writer describes a number of cases of lupus of face and nose treated with radium. In most instances the radium was applied in sufficient doses to cause destruction of the lupoid tissue, after which a clean, healthy scar formed. Finsen light treatment is in many cases more satisfactory, but radium gives better results in some cases, and has the advantage that it can be applied to the mucous membrane of the air-passages in situations where other forms of treatment are unsatisfactory. *J. K. Milne Dickie.*

NOTES AND QUERIES.

SIR ROBERT WOODS, M.P.

We extend our heartiest congratulations to Sir Robert Woods, Professor of Otology and Laryngology in Trinity College, Dublin, who has been elected one of the Members of Parliament for Dublin University at the recent General Election. He is, we believe, the first oto-laryngologist to become a member of the Imperial House of Commons.

INFORMATION.

“Earache,” wrote Harry in his physiology examination, “comes from bits of information getting inside the ear tubes.”—*Pall Mall Gazette.*

BOOKS RECEIVED.

Headaches and Eye Disorders of Nasal Origin. By *Greenfield Sluder, M.D.* With 115 illustrations. London: Henry Kimpton. 1918. Pp. 272. Price 35s. net.

Equilibrium and Vertigo. By *Isaac H. Jones, M.D.* With an Analysis of Pathologic Cases by *Lewis Fisher, M.D.* With 130 illustrations. Philadelphia & London: J. B. Lippincott Company. Pp. 444. Price 21s. net.

Lancet.—“We have nothing but praise for this Annual.”

THIRTY-SIXTH YEAR. NOW READY.

Fully Illustrated in Colours and Black and White. Price 10/- net.

THE MEDICAL ANNUAL, 1918.

A YEAR BOOK OF TREATMENT,
AND PRACTITIONER'S INDEX:

*Being a Review of the World's Progress in Medicine and Surgery,
arranged in Alphabetical order for Easy Consultation.*

Contributors:

E. WYLLYS ANDREWS, A.M., M.D., Chicago.
JOSEPH G. BLOMFIELD, B.A., M.D.
FRANCIS D. BOYD, C.M.G., M.D., F.R.C.P.
FRANCIS J. CHARTERIS, M.D., B.CH.
JOHN D. COMRIE, M.A., M.D., F.R.C.P.
LEWIS A. CONNER, PH.B., M.D., New York.
CAREY F. COOMBS, M.D., F.R.C.P.
W. H. DOLAMORE, M.R.C.S., L.R.C.P., L.D.S.R.C.S.
JOHN S. FRASER, M.B., CH.B., F.R.C.
W. E. FOTHERGILL, M.A., M.D.
DAVID McV. FLECK, M.B., CH.B.
HERBERT FRENCH, M.A., M.D., F.R.C.P.
EDWARD W. GOODALL, M.D., B.S.
C. THURSTAN HOLLAND, M.R.C.S., L.R.C.P.

J. RAMSAY HUNT, M.D., New York.
ROBERT HUTCHISON, M.D., F.R.C.P.
FREDERICK LANGMEAD, M.D., F.R.C.P.
E. G. GRAHAM LITTLE, M.D., F.R.C.P.
CHARLES FRED. MARSHALL, M.D., F.R.C.
BEDFORD PIERCE, M.D., F.R.C.P.
JOSEPH PRIESTLEY, B.A., M.D., D.P.H.
SIR LEONARD ROGERS, Lt.-Col. I.M.S., M.D.,
F.R.C.S., F.R.C.P., Calcutta.
A. HUGH THOMPSON, M.A., M.D.
J. W. THOMSON WALKER, F.R.C.S.
W. I. DE COURCY WHEELER, B.A., M.D., F.R.C.S.
A. GASCOIGNE WILDEY, Dep. Surg.-Gen., R.N.
MARGUERITE WILSON, M.B., CH.B., Glasgow.

THIS year's volume aims, like its predecessors, to be a faithful reflex of current Medical and Surgical thought. It is, therefore, of necessity coloured by the consideration of the many new problems which are thrust upon us by the War. These problems will confront the general Practitioner on every hand, and he must be prepared to deal with them.

Hence the current volume has a unique value, in that it furnishes the reader with a careful review of the latest achievements in War Surgery and Medicine, which will be of value now and in the years to come, and which cannot be obtained from any other source.

The civil side of the Practitioner's work has, of course, not been neglected.

The new "Annual" continues to be, as in the past, a digest of the best modern teaching culled by experts from the medical literature of the world.

BRISTOL, ENG.: JOHN WRIGHT & SONS LTD.

LONDON: SIMPKIN, MARSHALL, HAMILTON, KENT & CO. LTD.

Dr. Irwin Moore's UNIVERSAL FORCEPS

For Removing Foreign Bodies from the Œsophagus, Trachea, or Bronchi.

And ENDOSCOPIC CUTTING FORCEPS or SHEARS

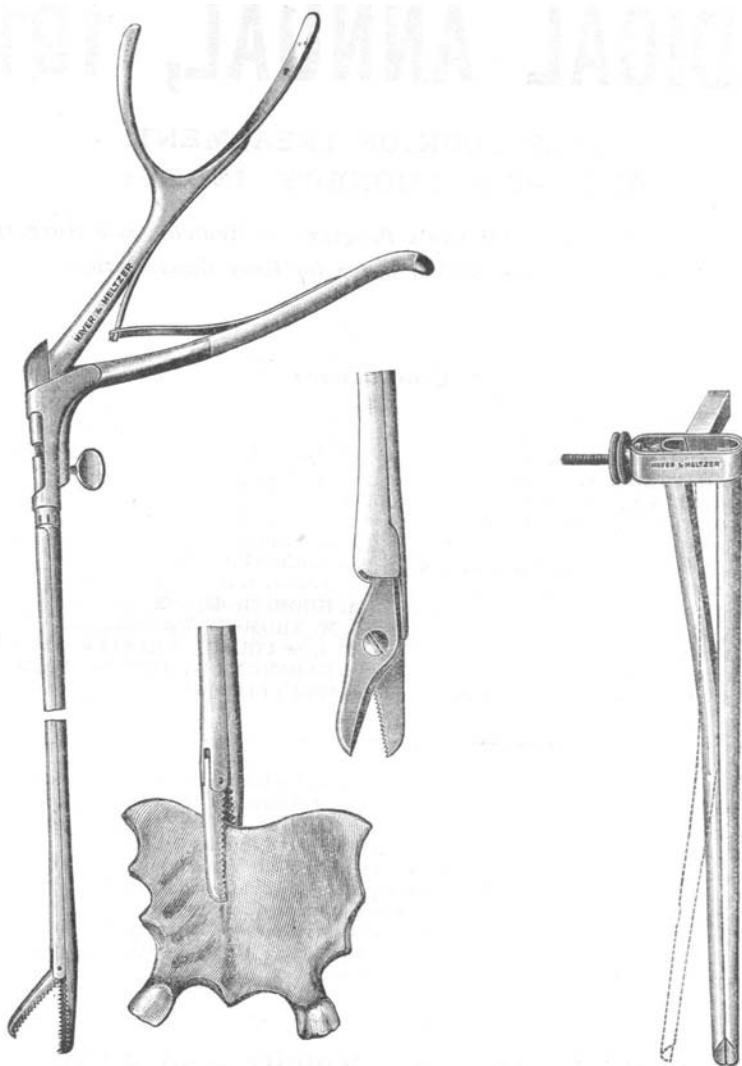
For Cutting through Tooth-plates, Pins, or Bones.

And

Dr. William Hill's EXPANDING ŒSOPHAGOSCOPE

For assisting in Removal of Impacted Tooth-plates, etc.

See *LANCET*, May 13th, 1916.



FULL PARTICULARS ON APPLICATION.

MAYER & MELTZER, 71, GT. PORTLAND ST., LONDON, W

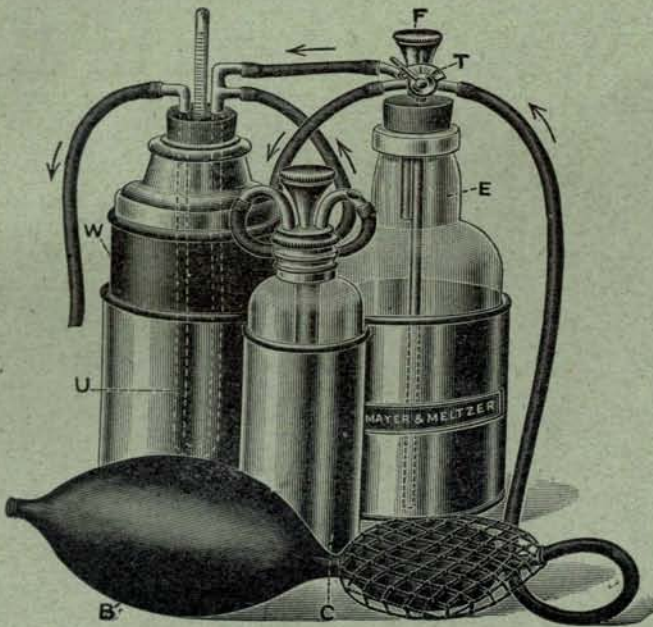
MAYER & MELTZER,

Surgical Instrument Makers.

ESTABLISHED OVER FIFTY YEARS.

Regulating Apparatus for the Administration of Warm Anæsthetic Vapours.

(Vide article in LANCET, Jan. 8th, 1916, by FRANCIS E. SHIPWAY, M.A., M.D.Cantab.)



The Administration of Warm Ether Vapour has all the advantages of the Open Ether Method, and is safer. There is less loss of body heat, less shock, less consumption of the anæsthetic.

Price **£3 15 0**

If with Chloroform Attachment
and Buxton Bottle,

£4 17 6


MAYER & MELTZER, 71, GREAT PORTLAND ST., LONDON.

Contractors to the War Office.

The "Allenburys" (TRADE MARK)

(MEDICATED) Throat Pastilles

Efficient



Palatable

The basis of the "Allenburys" Throat Pastilles is a special *pâte de jujube*. The pastilles are demulcent, soluble and palatable, and contain accurate amounts of pure active drugs. They dissolve slowly and uniformly, so ensuring the thorough suffusion of the mucous membrane, and the prolonged continuous direct effect of the active ingredients.

The following pastilles are largely used, and have been found from long practical experience to be very efficacious.

No. 9. Menthol, Cocaine and Red Gum

Menthol, gr. 1/20th; Cocaine, gr. 1/40th; Red Gum, gr. 2

No. 23. Eucalyptus and Red Gum

Eucalyptus, $\frac{1}{2}$ minim of the Oil; Red Gum, gr. 1

No. 28. Compound Guaiacum

Guaiacum, gr. 1; Chlorate of Potash, gr. 2; Red Gum, gr. $\frac{1}{2}$

No. 29. Compound Rhatany

Extract of Rhatany, gr. 2; Cocaine Hydrochlor., gr. 1/40th

No. 38. Chlorate of Potash, Borax and Cocaine

Chlorate of Potash, gr. 2; Borax, gr. 1; Cocaine, gr. 1/40th

No. 75. Formaldehyde and Menthol

Formaldehyde, min. 1; Menthol, gr. 1/40th

No. 77. Formaldehyde and Cinnamon Oil

Formaldehyde, min. 1; Ol. Cinnamon, min. $\frac{1}{2}$

A detailed list of the varieties made will be sent on application.

IMPORTANT.—To ensure the supply of these active and reliable medicinal products, medical men should designate the "ALLENBURYS" Pastilles in their prescriptions.

Allen & Hanburys Ltd. London

NIAGARA FALLS, N.Y.

TORONTO.

BUENOS AIRES.

DURBAN.

SYDNEY.