

# Cold Dust and its Heating Sources in M 33

Shinya Komugi<sup>1,2</sup>, Tomoka Tosaki<sup>3</sup>, Kotaro Kohno<sup>4,5</sup>,  
Takashi Tsukagoshi<sup>4</sup>, Yoichi Tamura<sup>4</sup>, Rie Miura<sup>6</sup>, Sachiko Onodera<sup>7</sup>,  
Nario Kuno<sup>7</sup>, Ryohei Kawabe<sup>7</sup>, Koichiro Nakanishi<sup>2</sup>,  
Tsuyoshi Sawada<sup>1,2</sup>, Hajime Ezawa<sup>2</sup>, Grant W. Wilson<sup>8</sup>, Min S. Yun<sup>8</sup>,  
Kimberly S. Scott<sup>9</sup>, David H. Hughes<sup>10</sup>, Itziar Aretxaga<sup>10</sup>,  
Thushara A. Perera<sup>11</sup>, Jason E. Austermann<sup>12</sup>, Kunihiko Tanaka<sup>13</sup>,  
Kazuyuki Muraoka<sup>14</sup> and Fumi Egusa<sup>15</sup>

<sup>1</sup>Joint ALMA Observatory, Alonso de Cordova 3107, Vitacura, Santiago, Chile,  
email: [skomugi@alma.cl](mailto:skomugi@alma.cl)

<sup>2</sup>National Astronomical Observatory of Japan, Osawa 2-21-1, Mitaka, Tokyo, Japan

<sup>3</sup>Joetsu Univ. of Education, Yamayashiki-machi, Joetsu, Niigata, 943-8512, Japan

<sup>4</sup>Institute of Astronomy, School of Science, The University of Tokyo, Osawa, Mitaka, Tokyo,  
181-0015, Japan

<sup>5</sup>Research Center for Early Universe, School of Science, The University of Tokyo, Hongo,  
Bunkyo, Tokyo, 113-0033, Japan

<sup>6</sup>University of Tokyo, Department of Astronomy, School of Science, Hongo, Bunkyo, Tokyo,  
113-0033, Japan

<sup>7</sup>Nobeyama Radio Observatory, National Astronomical Observatory of Japan, Minamimaki,  
Minamisaku, Nagano, 384-1305, Japan

<sup>8</sup>Department of Astronomy, University of Massachusetts, Amherst, Massachusetts 01003, USA

<sup>9</sup>Department of Physics and Astronomy, University of Pennsylvania, Philadelphia,  
Pennsylvania 19104, USA

<sup>10</sup>Instituto Nacional de Astrofísica, Óptica y Electrónica (INAOE), Aptdo. Postal 51 7216,  
72000 Puebla, Mexico

<sup>11</sup>Department of Physics, Illinois Wesleyan University, Bloomington, Illinois 6172-2900, USA

<sup>12</sup>Center for Astrophysics and Space Astronomy, University of Colorado, Boulder, Colorado  
80309, USA

<sup>13</sup>Department of Physics, Keio University, 3-14-1 Yokohama, Kanagawa, Japan

<sup>14</sup>Department of Physical Science, Osaka Prefecture University, 1-1 Sakai, Osaka, Japan

<sup>15</sup>Institute of Space and Astronautical Science, Japan Space Exploration Agency, 3-1-1  
Yoshinodai, Chuo-ku, Sagami-hara, Kanagawa, Japan

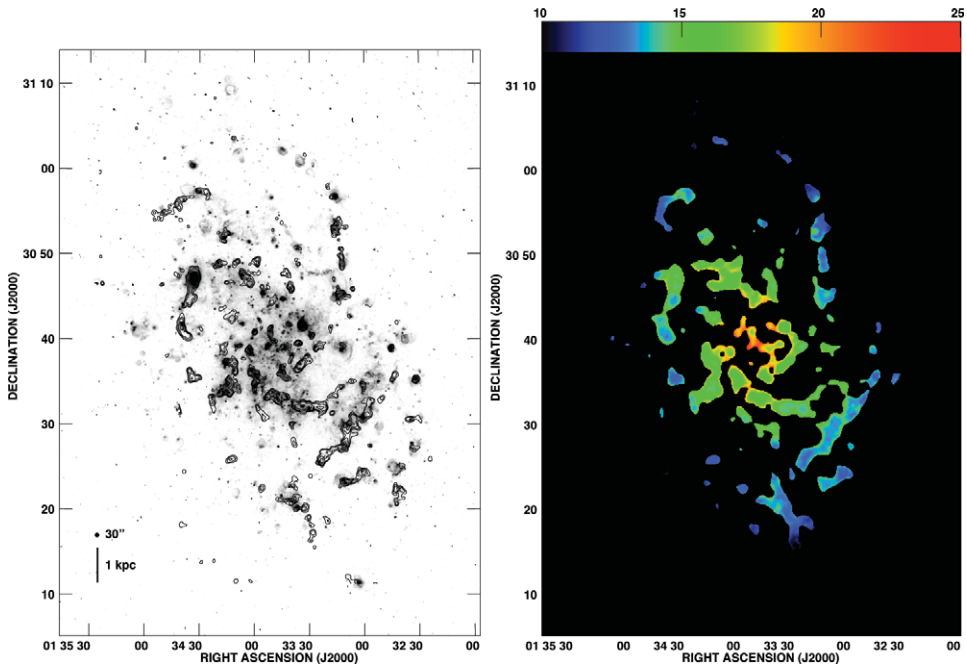
**Abstract.** We have mapped the nearby face-on spiral galaxy M 33 in the 1.1 mm dust continuum using AzTEC on Atacama Submillimeter Telescope Experiment (ASTE). The preliminary results are presented here. The observed dust has a characteristic temperature of  $\sim 21$  K in the central kpc, radially declining down to  $\sim 13$  K at the edge of the star forming disk. We compare the dust temperatures with  $K_s$  band flux and star formation tracers. Our results imply that cold dust heating may be driven by long-lived stars even nearby star forming regions.

**Keywords.** (ISM: ) dust, galaxies: ISM

---

## 1. Introduction

Dust in galaxies have a range of temperatures, but are known to be broadly characterizable by two distinct temperatures, namely the warm  $\sim 50$  K and cold  $\sim 20$  K



**Figure 1.** Left : 1.1 mm contours on  $H\alpha$  image of M 33. Note the spatial correspondence between the two. Right : Dust temperature map constructed from 1.1 mm - 160  $\mu\text{m}$  ratio.

components. The distribution of dust temperature within galaxies, however, is not well known. As such, the heating sources of these components (i.e., which stellar population) is still controversial, especially for the cooler component where large scale, high resolution mapping surveys at far-infrared to submillimeter wavelengths are necessary.

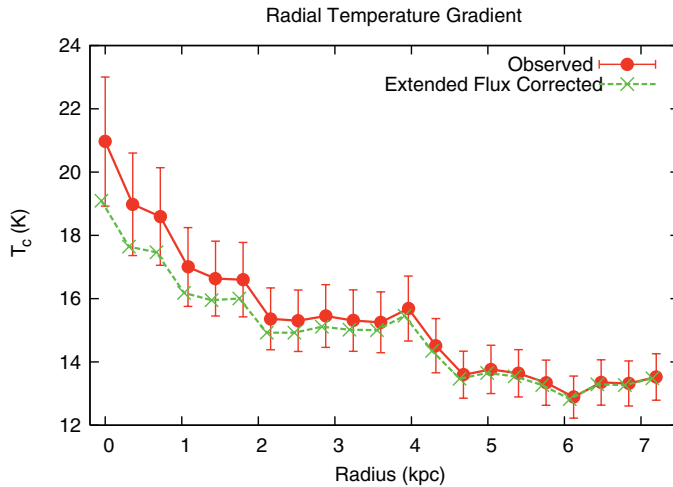
M 33 is the nearest face-on galaxy, and makes it an ideal target for high angular resolution continuum surveys. The Atacama Submillimeter Telescope Experiment (ASTE; Ezawa *et al.*, 2004, Kohno *et al.*, 2005, Ezawa *et al.*, 2008) was used with the AzTEC millimeter camera (Wilson, *et al.*, 2008) in 2007-2008 to observe the whole star forming disk of M 33, attaining an angular resolution of  $30'' \sim 120$  parsecs, just enough to resolve giant star forming complexes.

## 2. Preliminary Results

The left panel of figure 1 shows the obtained 1.1 mm map of M 33 as contours, overlaid on a greyscale  $H\alpha$  image (Walterbos & Greenawalt, 1996). The dust continuum is detected out to a radius of 7 kpc, and clearly outlines the spiral structure that is seen in  $H\alpha$ , and also corresponds to the spiral structures observed in both CO and HI (Onodera *et al.*, 2010, Tosaki *et al.*, 2011). Such spatial correlation with  $H\alpha$  has lead previous studies to conclude that the heating source of far-IR dust is heated by massive stars (e.g., Devereux *et al.*, 1997), but spatial correlation alone cannot distinguish whether dust is actually warmer near these star forming regions or there is just more dust mass. We attempt to shed light on this issue by deriving the local temperature distribution within the galaxy.

### 2.1. Temperature Distribution

The right panel of figure 1 is a color temperature map obtained from a ratio of the 1.1 mm map with a *Spitzer* MIPS 160  $\mu\text{m}$  image retrieved from the Spitzer Science Center



**Figure 2.** Radial dust temperature variation. Errors are computed from the observed flux errors. Shaded dashed lines correspond to values after a correction for extended flux subtraction is made.

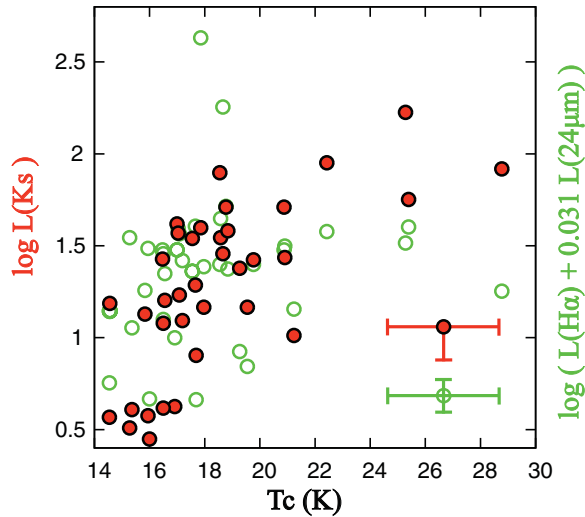
data archive, assuming a dust emissivity index of  $\beta = 2.0$ . Although some temperature enhancements are evident in a few number of intense star forming regions, the dominant scale of temperature fluctuations is global, and not local to the individual star forming regions which are smaller than 1 kpc. Figure 2 is the radial variation of the temperature map. A smooth radial gradient is present. It is important to note that extended structures (typically  $> 5'$ ) have been subtracted out in the 1.1 mm map during the reduction process, which we estimate to be  $\sim 50\%$  of the total flux. We have estimated a correction for this by adding in an exponential disk structure to the observed 1.1 mm map. The resulting temperature gradient is shown as the shaded dashed line. The radial temperature gradient persists, declining from  $\sim 20$  K in the central kpc to  $\sim 14$  K in the outer star forming disk. The temperature distribution and radial gradient shows that the driving heating source of dust seen here does not fluctuate at small scales, which should be expected in case massive stars (as traced by the star forming regions) heat the dust.

### 2.2. Dust Temperature and Stellar Population

In order to directly compare the possible heating sources of cool dust, we have performed aperture photometry on individual HII regions with Oxygen abundance measurements. Dust temperature in each of these regions were compared to  $K_S$  band flux and ionizing flux as measured by a combination of  $H\alpha$  and  $24 \mu\text{m}$  flux (Calzetti *et al.*, 2007), using a circular aperture with  $36''$  radius. Figure 3 shows the comparison between these measurements. The  $K_S$  band, assumed to be dominated by flux from long-lived stars, are found to be correlated with the dust temperature with correlation coefficient  $r = 0.71$ . The measure of ionizing flux, however, does not show a marked correlation with  $r = 0.26$ . This is not expected in the case where massive stars heat dust at 1.1 mm, in which case we should see a correlation between the intensity of star formation and the dust temperature.

## 3. Discussion

We showed that continuum flux at 1.1 mm concentrated near star forming regions are the result of more dust mass in these regions, not necessarily the result of higher dust



**Figure 3.** Dust temperature on x-axis,  $K_S$  (filled circles) or  $H\alpha + 24 \mu\text{m}$  photometry (open circles) flux on y-axis. The y-axis is arbitrary shifted for comparison.

temperature. This gives important implications on the heating source of submillimeter dust.

Long-lived stars are known to be responsible for dust heating in diffuse regions which are devoid of massive star complexes. Our the smooth radial temperature gradient and the correlation of the dust temperature and  $K_S$  flux suggest that heating of dust observed at 1.1 mm, tracing a cooler component, may be driven by long-lived stars even for dust concentrated near star forming regions at scales smaller than 1 kpc. Such dust heating dominated by photons from long-lived stars could result if the dominant dust observed here are large, and absorbs optical photons efficiently in addition to UV (Draine & Lee, 1984, Xu & Helou, 1996, Bianchi *et al.*, 2000).

Although this is a case study of M 33, it poses an important question on how we should interpret submillimeter flux when it becomes possible to detect normal star forming galaxies with upcoming telescopes like ALMA.

## References

- Bianchi, S., Davies, J. I., & Alton, P. B. 2000, *A&A*, 359, 65  
 Calzetti, D., *et al.* 2007, *ApJ*, 666, 870  
 Devereux, N., Duric, N., & Scowen, P. A. 1997, *AJ*, 113, 236  
 Draine, B. T. & Lee, H. M. 1984, *ApJ*, 285, 89  
 Ezawa, H., Kawabe, R., Kohno, K., & Yamamoto, S. 2004, Proc. SPIE, 5489, 763  
 Ezawa, H., *et al.* 2008, Proc. SPIE, 7012  
 Kohno, K. 2005, ASP Conf. Ser. 344, 242  
 Onodera, S., *et al.* 2010, *ApJ*, 722, L127  
 Tosaki, T., *et al.* 2011, *PASJ*, submitted  
 Walterbos, R. A. M. & Greenawalt, B. 1996, *ApJ*, 460, 696  
 Wilson, G. W., *et al.* 2008, *MNRAS*, 386, 807  
 Xu, C. & Helou, G. 1996, *ApJ*, 456, 163