

Liebert, 1983), possibly indicating the presence of still another radiation component in the infrared. The M-dwarf G51-15 seems to qualify as a template for H0139-68. The absolute K-magnitude of G51-15 then yields a distance modulus of 4.7 ± 0.3 and a distance of about 90 pc. Bailey's (1981) method yields a similar result, if we use a slightly different S_K vs. $(V-K)$ relation appropriate for the latest M-stars, $S_K = 5.0-5.5$ for $V-K > 6$. Given the distance, the temperature of the white dwarf can be estimated to be $T_{\text{eff}} \lesssim 20000$ K (Wesemael et al., 1980), assuming a standard white dwarf.

3. LOW-STATE LIGHT CURVES AND CYCLOTRON SPECTRUM

The shape of the optical light curve is subject to minor changes only as the system switches from the high state (Pickles and Vivanathan, 1983; Thorstensen et al., 1983) to the low state (1984 Oct 23, $V = 16.9-17.3$). The X-ray light curve in the low state again resembles the optical light curve and both results taken together are suggestive of a one-pole geometry. The accreting pole is occulted by the white dwarf for about 50% of the orbital period. The optically bright phase seems to be dominated by cyclotron radiation. On this assumption, we derived a mean low-state cyclotron spectrum by subtracting mean bright and

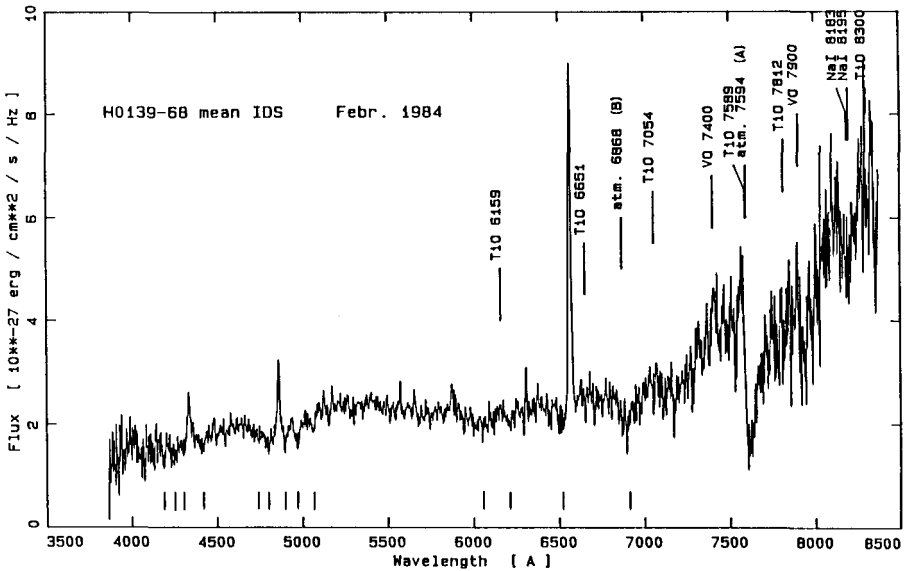


Figure 1. Spectrophotometry of H0139-68 in February 1984. Typical M-star features are labeled. Vertical marks below the spectrum indicate the positions of Zeeman absorption troughs. The flux calibration may be inaccurate for $\lambda \lesssim 5000$ Å because of light loss due to differential refraction.

faint phase spectra (Fig. 3). The same procedure applied to the high-state data of Visvanathan and Pickles (1982) yields the cyclotron spectrum for the high state (Oct. 81). For our favorite geometry, $i \approx 25^\circ$ and $\delta \approx 98^\circ$ (Schwope and Beuermann, 1985), both spectra correspond to a mean angle between the line of sight and the magnetic axis of $\theta \approx 80^\circ$. Comparison with the theoretical cyclotron spectra of Wickramasinghe and Meggitt (1985) yields best agreement for temperatures $kT = 10 - 20$ keV and size parameters $\Lambda = 10^4 - 10^5$. High-state and low-state fluxes differ by about a factor of 30. Because the temperatures seem to be similar, we may expect a corresponding difference in the emitting areas between the two states. The hard bremsstrahlung source is clearly present in the low state but again weaker than observed in the high state (Agrawal et al., 1983), suggesting that also the bremsstrahlung-emitting area was significantly reduced in the low state. In addition, a soft component with temperature kT in the range of 10-30 eV is present.

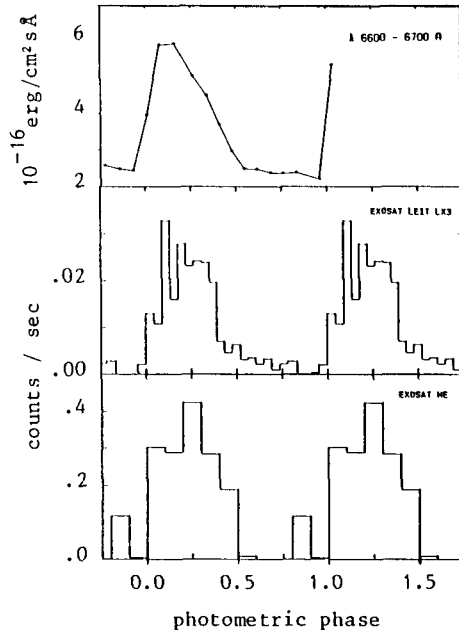


Figure 2. Simultaneous X-ray/optical observations of H0139-68 on 1984, Oct. 23. Shown are (from top to bottom) the variation of the continuum flux between 6600 and 6700 Å and the EXOSAT light curves obtained with the low-energy telescope with CMA and 3000 Å Lexan filter (0.05-2 keV) and with the medium-energy detector (1-10 keV). The X-ray light curves are corrected for background and folded over the orbital period using the ephemeris given above. The optical light curve is not folded; the start time is $02^{\text{h}}01^{\text{m}}$ HUT; integration times of the individual CCD frames are 7 minutes.

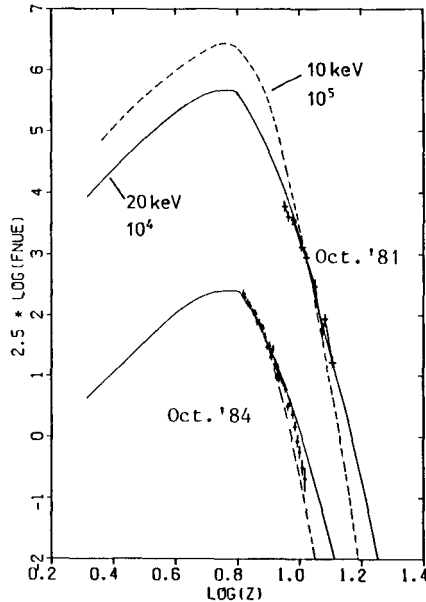


Figure 3. Cyclotron spectra of H0139-68 in the high and the low state. A mean magnetic field strength of 20 MG was used to scale the frequency axis. Z indicates the harmonic number. The model spectra refer to temperatures of 10 or 20 keV, size parameter Λ of 10^4 or 10^5 , and $\theta = 80^\circ$ (Wickramasinghe and Meggitt, 1985). Flux units are 10^{-27} erg/cm² s Hz.

References:

- Agrawal, P.C., Riegler, G. R., and Rao, A. R., 1983, *Nature* **301**, 318.
 Bailey, J., 1981, *Mon. Not. R. astr. Soc.* **197**, 31.
 Beuermann, K., Schwope, A., Weißsieker, H., and Motch, C., 1984, *Space Sci. Rev.* **40**, 135.
 Cropper, M. S., 1982, *Inf. Bull. Var. Stars* No. 2096.
 Pickles, A. J., and Visvanathan, N., 1982, *Proc. ASA*, **4(4)**, 425.
 Pickles, A. J., and Visvanathan, N., 1983, *Mon. Not. R. astr.Soc.* **204**, 463.
 Probst, R. G., and Liebert, J., 1983, *Astrophys. J.* **274**, 245.
 Schwope, A., and Beuermann, K., 1985, In: W. R. Burke (Editor), *Proc. ESA Workshop: Recent Results on Cataclysmic Variables*, Bamberg, ESA SP-236, p. 173.
 Thorstensen J. R., Schommer, R. A., and Charles, P. A., 1983, *PASP* **95**, 140.
 Visvanathan, N., and Pickles, A.J., 1982, *Nature* **298**, 41.
 Wesemael, F., Auer, L. H., von Horn, H. M., and Savedoff, M. P., 1980, *Astrophys. J. Suppl.* **43**, 159.
 Wickramasinghe, D. T., and Meggitt, S. M. A., 1985, *Mon. Not. R. Soc.* **214**, 605.