

Subscription Requests

Free Subscriptions

Individuals requesting subscriptions, or wishing to change their address, should contact MTsubscriptions at: AssociationManagement@microscopy.org

Subscription Policies

- Microscopists in the United States are eligible for gratis mail subscriptions.
- Microscopists in Canada and Mexico may subscribe to the print edition for \$25US.
- Microscopists in the rest of the world may subscribe to the print edition for \$35US.
- Microscopists outside the United States may request gratis email alerts to the digital edition.
- Microscopists anywhere in the world may view the digital edition at the *Microscopy Today* website shown at the bottom of this page.

Digital Edition

- The digital edition is an exact replica of the print edition, advertisements and all.
- Features include dynamic pages with live webpage and email links, a word-level search function, and variable page magnification to enlarge both text and figures.

Typical Content

Microscopy Today has articles about:

- Innovative instruments and methods
- Applications in various fields
- Hints and tips for novices and experts
- Protocols in microscopy and microanalysis
- Microscopy facilities descriptions
- Meetings and courses
- Success stories in microscopy education
- Historical microscopy and pioneers
- Industry news and product news
- Humorous situations
- Opinions of our readers

Subscription Customer Service

To change your address or your subscription profile, call 703-234-4115 or send an email request to associationmanagement@microscopy.org.

Index of Advertisers

3D Micromac AG (www.3d-micromac.com)	23
Alluxa, Inc. (www.alluxa.com)	47
Coxem Co. Ltd. (www.coxem.com)	9
Dectris (www.dectris.com)	19
Diatome (www.emsdiasum.com).....	4
Duniway Stockroom (www.duniway.com).....	22
Electron Microscopy Sciences (www.emsdiasum.com)	Inside back cover
EXpressLO LLC (www.expresslo.com)	45
Geller MicroAnalytical (www.gellermicro.com)	47
JEOL USA (www.jeolusa.com)	Outside back cover
M.E. Taylor Engineering (www.semsupplies.com)	9
Olympus Life Sciences (www.olympus-lifesciences.com)	39
Oregon Physics (www.oregon-physics.com)	29
Park Systems (www.parksystems.com)	Inside front cover
Physik Instrumente (www.pi-usa.us)	17
TESCAN (www.tescan-usa.com)	6
tousimis (www.tousimis.com)	38
XEI Scientific (www.evactron.com)	22

your source for cutting-edge sample preparation equipment...

PP3010 Cryo-SEM/Cryo-FIB/SEM Preparation System

A highly automated, easy to use, column-mounted, gas-cooled cryo preparation system suitable for most makes and models of SEM, FE-SEM and FIB/SEM.

Q150V Plus Automatic Coater

Optimized for high-vacuum applications, with an ultimate vacuum of 1×10^{-6} mbar. Use with a wide-range Penning/Pirani gauge enables the sputtering of oxidizing metals with ultra-fine grain sizes.

Q300T T Plus Triple Target Large Chamber, Turbo-Pumped Sputter Coater


Ideally suited for sputtering a single large diameter specimen up to 8"/200 mm or multiple smaller specimens over a similar diameter. Ideal for thin-film applications and SEM/FE-SEM.

Q300T D Plus Dual Target Sequential Sputtering System

Suitable for multi-layer sequential sputtering of two materials, with two independent sputtering heads, which allow sequential sputtering of two metals without the need to break vacuum.

EMS has it!

PP3010 Cryo-SEM/Cryo-FIB/SEM Preparation System



EMS Quorum

Q300T D Plus



Q300T T Plus



Q150V Plus



PLEASE CONTACT US FOR MORE INFORMATION...


**Electron
Microscopy
Sciences**

P.O. Box 550 • 1560 Industry Rd.
Hatfield, Pa 19440
Tel: (215) 412-8400 • Fax: (215) 412-8450
email: info@emsdiasum.com
or stacie@ems-secure.com

PREMIER ANALYTICAL 200KV TEM/STEM AT AN EXCEPTIONAL VALUE




Ultrahigh Resolution




Diffraction



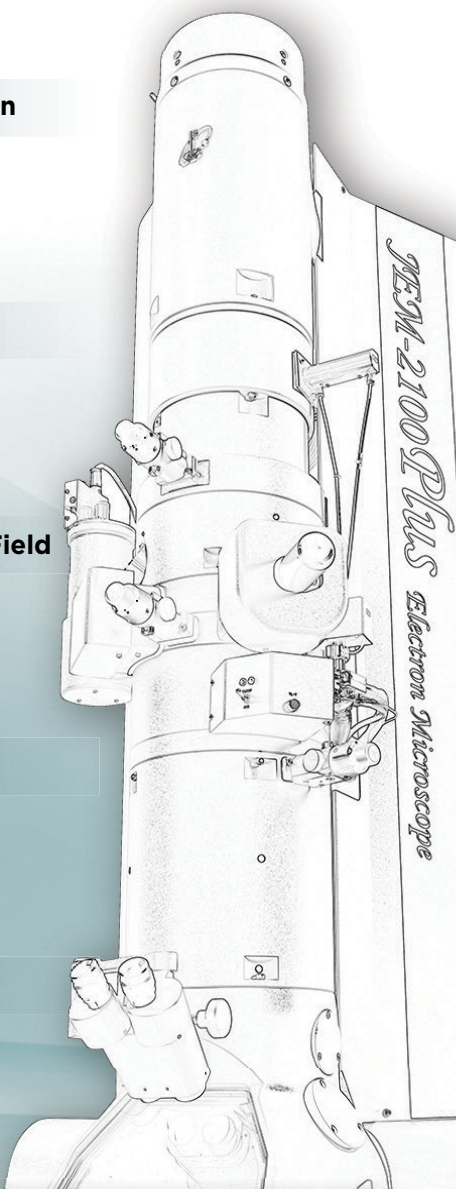
Bright Field/Dark Field



Soft Materials



EDS Mapping



JEM-2100Plus LaB₆ S/TEM

All-inclusive S/TEM
Camera/EDS/NanoDiffraction

Hard & Soft Materials

Intuitive Operation

Low Cost of Ownership

Accelerating Voltage
up to 200kV

Does your lab need a modern research and teaching TEM?

Training the workforce of tomorrow and supporting your research needs is easier than ever with the JEM-2100Plus LaB₆ Transmission Electron Microscope from JEOL.

The 2100Plus is a turnkey solution with flexibility to add STEM and EDS. With flexible accelerating voltage up to 200kV, the 2100Plus is ideal for cryo/biological applications, polymers and beam-sensitive samples, and materials science.

Take it one step further with IDES Relativity and Luminary Micro technologies to enable high speed and/or laser-driven *in situ* TEM.

Talk with the JEOL TEM team about this versatile TEM/STEM offering all the benefits of high-resolution imaging and microanalysis combined with affordable cost of ownership.

Scan here for
full details!



www.jeolusa.com • salesinfo@jeol.com
978-535-5900