

# INFECTION CONTROL

---



## EDITORIAL

### **Will the Real Infection Rate Please Stand?**

Peter C. Fuchs, MD, PhD

## ORIGINAL ARTICLES

### **The Impact of Postdischarge Infection on Surgical Wound Infection Rates**

K. Reimer, RN; C. Gleed; L.E. Nicolle, MD

### **In Vitro Activity of Cefixime and Six Other Agents Against Nosocomial Pathogens of the Enterobacteriaceae Family**

Maury E. Mulligan, MD; Y.Y. Kwok

### **The Incidence of Nosocomial Pneumonia Following Urgent Endotracheal Intubation**

Franklin D. Lowy, MD; Penelope S. Carlisle, RN, CIC; Audrey Adams, RN, CIC; Cheryl Feiner, MPH

### **Community Hospital Surgeon-Specific Infection Rates**

Caryl Collier, BS, RN, CIC; Donald P. Miller, MD, CIC; Marguerite Borst, RN, CIC

## SPECIAL SECTIONS

### **Product Commentary: "CDC Says . . .": The Case of IV Tubing Replacement**

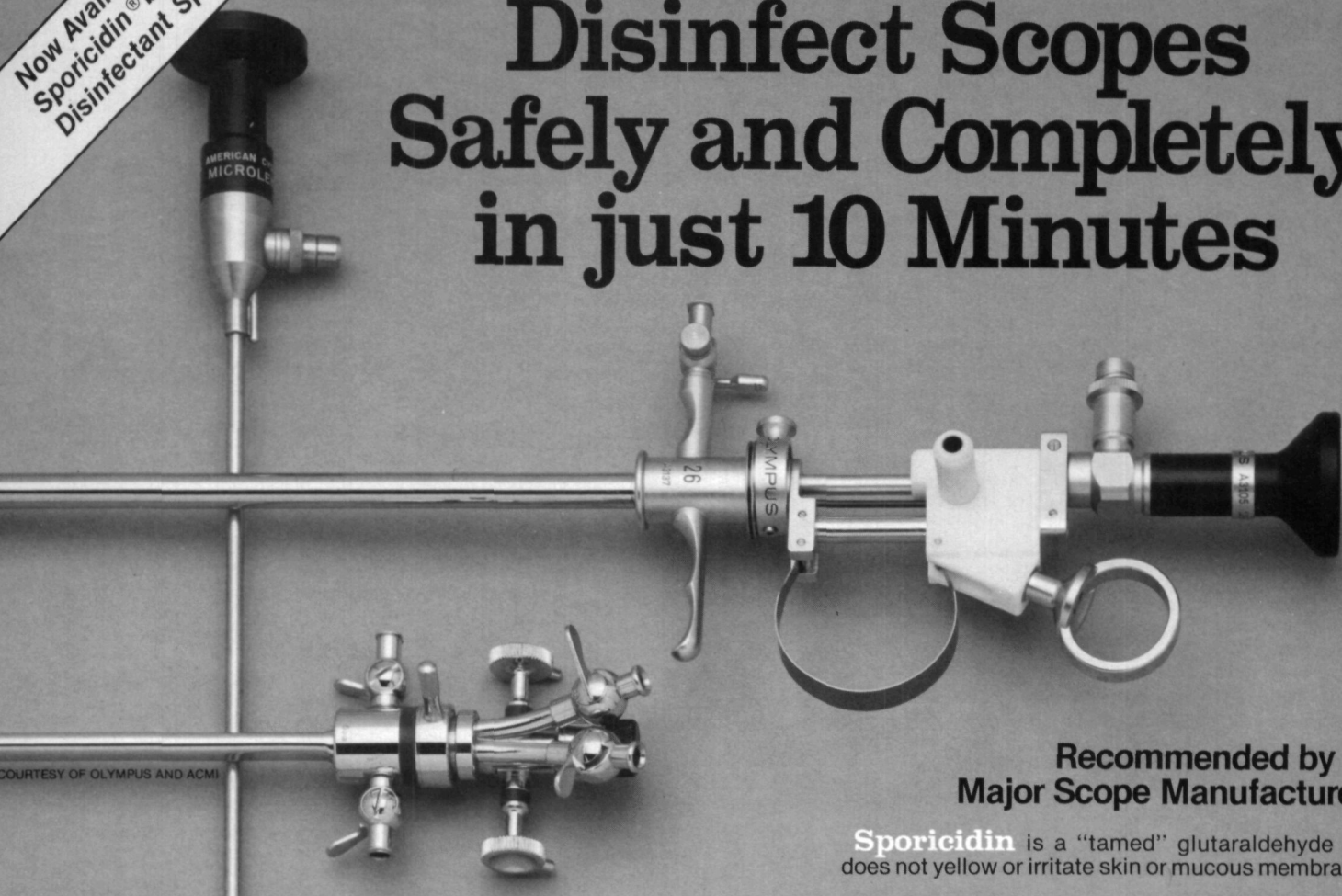
Charles S. Bryan, MD

### **Topics in Clinical Microbiology: *Nocardia***

Geoffrey Chazen, MD

Now Available . . .  
Sporicidin® brand  
Disinfectant Spray

# Disinfect Scopes Safely and Completely in just 10 Minutes



COURTESY OF OLYMPUS AND ACMI

## Recommended by All Major Scope Manufacturers

**Sporicidin** is a "tamed" glutaraldehyde that does not yellow or irritate skin or mucous membranes.

**Sporicidin** is safe for delicate instruments and it will not cloud lenses or clog air/water channels.

**Sporicidin** (1:16) is tuberculocidal, bactericidal, fungicidal & virucidal (including Herpes I & II, Influenza A<sub>2</sub> and Polio I).



## Proof Comes from 15 Years of Research and Clinical Use

"In 5000 procedures the cystoscopes were used directly from the Sporicidin soak; there were no known incidents of iatrogenic infection or post-operative irritation. Sporicidin is safe and effective in 10 minutes."

*Urology, Vol. 23, No. 2, 1984*

"After 3 years and 4001 procedures (laparoscopy, cystoscopy and colonoscopy), we observed  
(1) no post-operative tissue irritation or infection  
(2) no lens clouding or endoscope damage  
(3) preferred by our staff."

*Journal Of The Operating Room  
Research Institute, Vol. 3, No. 8, 1983*

"Sporicidin . . . was both more stable and more active against test spores than . . . Cidex and Cidex-7."

*Infection Control, Vol. 1, No. 2, 1980*

*These and other studies available upon request.*

# Sporicidin®

COLD STERILIZING SOLUTION

An exclusive glutaraldehyde formula



Sporicidin International

# INFECTION CONTROL®

## Table of Contents

### EDITORIAL

- Will the Real Infection Rate Please Stand?** 235  
Peter C. Fuchs, MD, PhD

### ORIGINAL ARTICLES

- The Impact of Postdischarge Infection on Surgical Wound Infection Rates** 237  
K. Reimer, RN; C. Gleed; L.E. Nicolle, MD

- In Vitro Activity of Cefixime and Six Other Agents Against Nosocomial Pathogens of the Enterobacteriaceae Family** 241  
Maury E. Mulligan, MD; Y.Y. Kwok

- The Incidence of Nosocomial Pneumonia Following Urgent Endotracheal Intubation** 245  
Franklin D. Lowy, MD; Penelope S. Carlisle, RN, CIC;  
Audrey Adams, RN, CIC; Cheryl Feiner, MPH

- Community Hospital Surgeon-Specific Infection Rates** 249  
Caryl Collier, BS, RN, CIC; Donald P. Miller, MD, CIC;  
Marguerite Borst, RN, CIC

### SPECIAL SECTIONS

- Product Commentary: "CDC Says . . .": The Case of IV Tubing Replacement** 255  
Charles S. Bryan, MD

- Topics in Clinical Microbiology: *Nocardia*** 260  
Geoffrey Chazen, MD

### DEPARTMENTS

- |                                |     |                               |     |
|--------------------------------|-----|-------------------------------|-----|
| <b>Information for Authors</b> | 225 | <b>Book Reviews</b>           | 258 |
| <b>Letters to the Editor</b>   | 230 | <b>Classified Marketplace</b> | 264 |

---

**The ideas and opinions expressed by contributing authors do not necessarily reflect those of the editors or publisher.**

---

**Publisher:** Infection Control (ISSN-0195-9417) is published monthly by SLACK Incorporated, 6900 Grove Road, Thorofare, New Jersey 08086. Telephone: (609) 848-1000.

**Copyright 1987:** All rights reserved. No part of this publication may be reproduced without written permission from the publisher.

**Subscriptions.** Requests should be addressed to the publisher (except Japan). In Japan, contact Woodbell Scope Incorporated, Mansui Bldg., 9-18, Kanda Surugadai 2-chome, Chiyoda-ku, Tokyo 101, Japan. Subscription rates in the US and possessions: Individual: One year—\$40.00; Two years—\$66.00; Three years—\$94.00. Institutional: One year—\$55.00; Two years—\$92.00; Three years—\$128.00; Canada: \$15.00 additional each year; all other countries: \$25.00 additional each year. Single copies of current issues may be obtained for \$7.00, United States and possessions; \$13.00 all other countries.

**Change of address:** Notice should be sent to the publisher six weeks in advance of effective date. Include old and new addresses with zip codes. The publisher cannot accept responsibility for undelivered copies. Second-class postage is paid at Thorofare, New Jersey 08086. **Postmaster:** Send address changes to SLACK Incorporated, 6900 Grove Road, Thorofare, NJ 08086.

As of Volume 1, Number 1, INFECTION CONTROL is listed in *Index Medicus*, *Current Contents—Clinical Practice*, *Hospital Literature Index*, and *Cumulative Index to Nursing and Allied Health Literature*.



## EDITOR

Richard P. Wenzel, MD, MSc  
Iowa City, Iowa

## SENIOR ASSOCIATE EDITOR

William Schaffner, MD  
Nashville, Tennessee

## ASSOCIATE EDITORS

Sue Crow, MSN, RN  
Shreveport, Louisiana

John E. McGowan, Jr., MD  
Atlanta, Georgia

Dennis G. Maki, MD  
Madison, Wisconsin



SLACK Incorporated  
6900 Grove Road  
Thorofare, New Jersey 08086

## Publisher

Richard N. Roash

## Editorial Director

Donna Carpenter

## Editorial Coordinator

Sandra L. Patterson

## Assistant Editor

Dawn A. Zwick

## Circulation Manager

Kevin J. Fenton

## Advertising Manager

Randall Roash

## Advertising

## Sales Representative

Wayne M. McCourt

## Advertising Sales

## Coordinator

Betty Martz

## Classified

## Advertising Representative

Donna M. Coles

## EDITORIAL OFFICES

C41 General Hospital  
University of Iowa Hospitals and Clinics  
Iowa City, Iowa 52242  
(319) 356-0464

William J. Hausler, Jr., PhD

R. Michael Massanari, MD, MS

Michael Pfaller, MD

Robert F. Woolson, PhD

## Managing Editor

Marikay Klein

## EDITORIAL

## ADVISORY BOARD

Robert C. Aber, MD  
Hershey, Pennsylvania

Paul Arnow, MD  
Chicago, Illinois

Charles S. Bryan, MD  
Columbia, South Carolina

John P. Burke, MD  
Salt Lake City, Utah

Mary Castle, MPH, RN  
Berkeley, California

Marie B. Coyle, PhD  
Seattle, Washington

Burke A. Cunha, MD  
Mineola, New York

Richard E. Dixon, MD  
Trenton, New Jersey

Leigh G. Donowitz, MD  
Charlottesville, Virginia

Mark Eggleston, PharmD  
Washington, DC

Harvey A. Elder, MD  
Loma Linda, California

Bruce Farber, MD  
Pittsburgh, Pennsylvania

Martin S. Favero, PhD  
Atlanta, Georgia

Peter C. Fuchs, MD, PhD  
Portland, Oregon

Richard A. Garibaldi, MD  
Farmington, Connecticut

Angella Goetz, MEd, RN  
Pittsburgh, Pennsylvania

Donald A. Goldmann, MD  
Boston, Massachusetts

Dieter H.M. Gröschel, MD  
Charlottesville, Virginia

Peter A. Gross, MD  
Hackensack, New Jersey

Karen Hadley, MPH, RN  
New Orleans, Louisiana

David K. Henderson, MD  
Bethesda, Maryland

Peter N.R. Heseltine, MD  
Los Angeles, California

Cyrus C. Hopkins, MD  
Boston, Massachusetts

Allen B. Kaiser, MD  
Nashville, Tennessee

Donald L. Kaiser, DrPH  
Charlottesville, Virginia

Elaine Larson, PhD  
Cabin John, Maryland

Harold Laufman, MD, PhD  
New York, New York

Barbara McArthur, PhD, RN  
Detroit, Michigan

Rob Roy MacGregor, MD  
Philadelphia, Pennsylvania

C. Glen Mayhall, MD  
Richmond, Virginia

Patti J. Miller, MS  
Charlottesville, Virginia

Harry C. Nottebart, Jr., JD, MD  
Richmond, Virginia

James E. Peacock, Jr., MD  
Winston-Salem, North Carolina

Frank S. Rhame, MD  
Minneapolis, Minnesota

William A. Rutala, PhD, MPH  
Chapel Hill, North Carolina

William E. Scheckler, MD  
Madison, Wisconsin

Walter E. Stamm, MD  
Seattle, Washington

Charles W. Stratton, MD  
Nashville, Tennessee

Richard L. Sweet, MD  
San Francisco, California

George H. Talbot, MD  
Philadelphia, Pennsylvania

Timothy R. Townsend, MD  
Baltimore, Maryland

James Veazey, MD  
Albany, New York

## FOREIGN

## ADVISORY BOARD

Graham Ayliffe, MD, FRCPath.  
Birmingham, England

Professor G. Berencsi  
Szeged, Hungary

David Birnbaum, MPH  
Sidney, British Columbia, Canada

Professor Jaap Dankert  
Groningen, Netherlands

Professor Dr. F. Daschner  
Freiburg, West Germany

Lars O. Kallings, MD  
Stockholm, Sweden

Professor W.B. Kędzia  
Sieroca, Poland

Professor A.P. Krasilnikov  
Minsk, USSR

Professor Dr. W. Marget  
Munich, West Germany

Jonathan L. Meakins, MD,  
FRCSC, FACS  
Montreal, Canada

Bertil Nyström, MD  
Huddinge, Sweden

Ian Phillips, MA, MD, MRCPath.  
London, England

Samuel Ponce de Leon, MD  
Mexico City, Mexico

Hans Reber, MD  
Basel, Switzerland

Professor Gerald Reybrouck  
Leuven, Belgium

Manfred L. Rotter, MD, DipBact  
Vienna, Austria

Theodore Sacks, MD  
Jerusalem, Israel

Dr. Bernhard M. Thimm  
Federal Republic of Germany

Professor Dr. med. H.P. Werner  
Mainz, West Germany

Professor Dr. W. Weuffen  
Greifswald, German Democratic  
Republic

# GET basIC™



Soap. And software from Epi Systems, Inc. Two of the most basic components of an effective infection control program.

Now, Epi Systems introduces basIC,<sup>™</sup> an infection control software package designed for ICPs with novice to average computer skills.

basIC is an easy-to-use program developed for smaller healthcare facilities yet providing more functions and benefits than costlier programs.

Data entry, displayed in windows, is simple and quick with built-in edit functions to insure accuracy. And, basIC easily accommodates your type of surveillance.

Generating reports is simplified by on-

screen prompts, and basIC provides line listings and one- and two-way tabulations.

Data can be presented as a bar or line graph for visual presentations.

Epi Systems, the leader in infection control software, has provided for future expansion as basIC can be upgraded to NOSO-3 without any loss of data. And, like NOSO-3, basIC was designed for the IBM personal computer and compatibles.

Using basIC is as easy as washing your hands.

Soap. Software from Epi Systems. And you. The three most basic components of an effective infection control program.



**EPI SYSTEMS, INC.**  
Epidemiology Software  
For Quality Care

P.O. Box 53261  
Lafayette, LA 70505  
(318) 233-9239

NOSO-3 and basIC are trademarks of Epi Systems, Inc.  
IBM is a trademark of International Business Machines



# Solve 69% of Tomorrow's Problems.

The need for an effective, cost efficient method of infection control of catheter-associated UTI has been answered. Introducing the CURITY® Infection Control Foley Catheterization System. No other system has been clinically proven to be as effective in reducing the incidence of UTI. **Clinically Proven to Substantially Reduce UTI!**

The Curity infection control system has been clinically proven to reduce the incidence of UTI by an astounding 69%!

*In vivo* studies conducted at the University of Cincinnati Medical

Center, and presented at the 86th Annual Meeting of the American Society for Microbiology, show the Curity infection control system to effectively reduce the incidence of UTI by 69% in patients catheterized from 2-30 days. In addition, the Curity test group had more total days free of infection than the control group.<sup>1</sup>

## Why the System is So Effective.

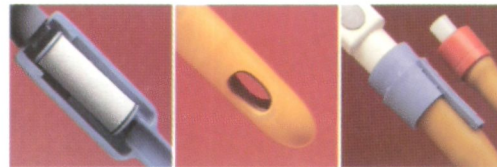
The reason the Curity® system works like no other system is because it is *like* no other system. Three major preventive measures against infection are incorporated into the unique system design:

1. A Retrograde Contamination Guard which prevents bacteria from entering the drain port.
2. The CURITY® Ultramer™ catheter, which offers greater lubricity than other coated or uncoated catheters.<sup>2</sup>
3. A Tamper Discouraging Seal which discourages disconnection at the sterile catheter-tubing junction.

Together they present an imposing set of barriers against contamination of the urinary drainage system.

## What It All Means to You.

What this means to you is now, for the first time, you have a new weapon in the fight against UTI.



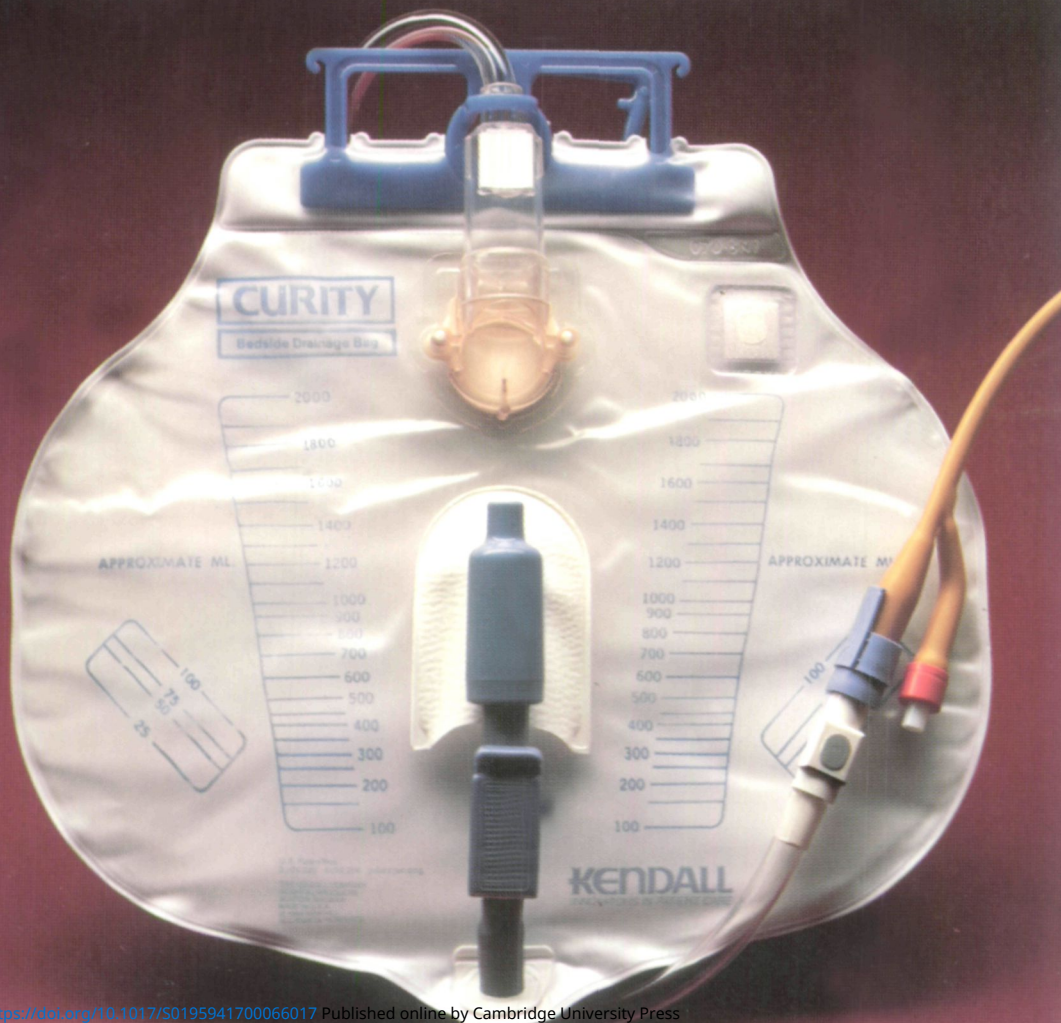
The Retrograde Contamination Guard, The CURITY® Ultramer™ catheter and the Tamper Discouraging Seal are three major preventive measures against infection. Together they present an imposing set of barriers against contamination of the urinary drainage system.

A weapon that could mean substantial savings to both hospital and patient. For example, a 69% reduction in the incidence of UTI could save the average 250 bed hospital up to \$127,660 in treatment costs annually.<sup>3</sup> Much of which might not be reimbursable under DRG's.

To find out how much *your* hospital can save while improving patient care, call or write: The Kendall Company, Hospital Products, Boston, MA 02101, 1-800-225-2600 (in MA: 1-800-882-2000).

## REFERENCES:

1. Cicmanec, J. and Al-Juburi, AZ: Evaluation of the Curity retrograde contamination guard urinary drainage system in Preventing Catheter Associated Urinary Tract Infections. Presented at the 86th Annual Meeting of the American Society for Microbiology, Washington, D.C., March 1986.
2. Supportive material available on request.
3. Supportive material available on request.



**KENDALL**  
Added Value in Health Care