

INFECTIOUS DISEASE

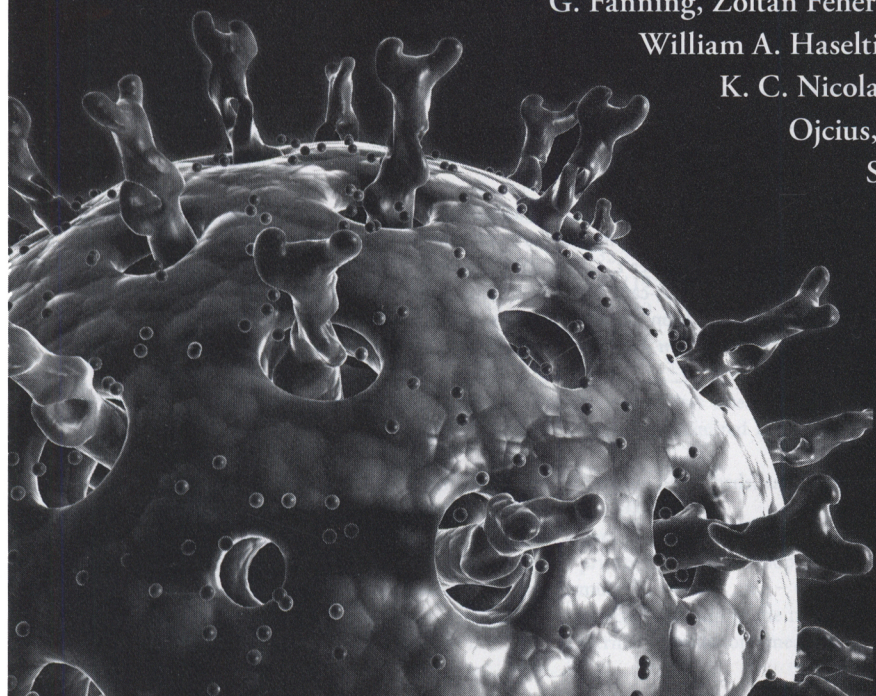
Edited by **SCIENTIFIC AMERICAN**

With sections devoted to viral infections, infectious disease, the immune system, and global management and treatment issues, *Infectious Disease* collects thirty of the most exciting, innovative, and significant articles on communicable illness published in the pages of *Scientific American* magazine since 1993.

Contributors: Bruce R. Bacon, Jacques Banchereau, Chris L. Barrett, Patrik M. Bavoil, Martin J. Blaser, Christopher N. C. Boddy, R. John Collier, Toni Darville, Daniel M. Davis, Adrian M. Di Bisceglie, Claire Panosian Dunavan, Paul R. Epstein, Stephen G. Eubank, Carol Ezzell, Thomas G. Fanning, Zoltan Fehervari, W. Wayt Gibbs, Roger I. Glass, William A. Haseltine, Bernard Le Guenno, Stuart B. Levy, K. C. Nicolaou, Abner Louis Notkins, David M. Ojcius, Luke A. J. O'Neill, William E. Paul, Stanley B. Prusiner, Ann H. Reid, Philip E. Ross, Shimon Sakaguchi, James P. Smith, Christine Soares, Gary Stix, Jeffery K. Taubenberger, Luis P. Villarreal, Rodney E. Willoughby, Jr., John A. T. Young, Moncef Zouali

Paper \$22.50

The University of Chicago Press www.press.uchicago.edu



Save the Date

Fifth Decennial International Conference on Healthcare-Associated Infections 2010

March 18-22, 2010 • Hyatt Regency Atlanta • Atlanta, Georgia

Join your colleagues from around the world to set the agenda for healthcare-associated infection prevention in the next decade based on:

- Scientific evidence
- Current and emerging methodologies
- And much more.

Put this important event on your calendar now and watch for more information.

"Changing paradigms in infection prevention:
towards elimination of adverse events"

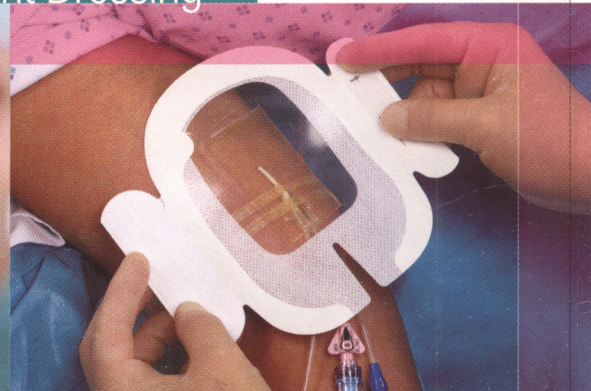

www.Decennial2010.com

CO-ORGANIZED BY:

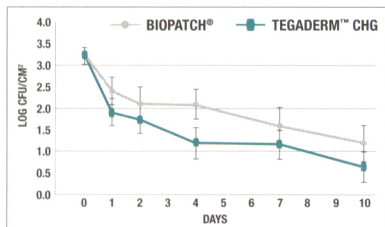


Tegaderm™ CHG

Chlorhexidine Gluconate IV Securement Dressing



See the Evidence for Yourself



Proven more effective than BioPatch® at reducing skin flora on healthy volunteers for up to 10 days.¹

The *only* transparent IV site dressing integrated with a CHG gel pad proven to reduce skin flora better than BioPatch®.

You know reducing skin flora at the catheter insertion site helps to reduce or prevent CRBSIs. The CDC recommends transparent dressings and the use of CHG to reduce skin flora at the IV site. In studies, 3M™ Tegaderm™ CHG was proven to be:

- As effective as, or better than BioPatch®, at reducing skin flora on healthy volunteers for up to 10 days¹
- More effective than BioPatch® at preventing re-growth of skin flora on healthy volunteers at 7 days¹
- Statistically better than BioPatch® in overall performance, ease of applying correctly, and ability to see IV site—as rated by 12 out of 12 clinicians²

Tegaderm™ CHG is the *only* transparent IV site dressing integrated with a CHG gel pad proven to reduce skin flora, a leading cause of CRBSIs.*

Visit www.3M.com/tegadermchg to see the evidence for yourself.

*3M™ Tegaderm™ CHG Dressing has not been studied in a randomized, controlled trial as to its effectiveness in preventing CRBSIs.

¹Maki, DG (2008) A Novel Integrated Chlorhexidine-impregnated Transparent Dressing for Prevention of Vascular Catheter-related Bloodstream Infection: A Prospective Comparative Study in Healthy Volunteers. The Society for Healthcare Epidemiology of America April 2008.

²Eyberg C., Pyrek, J (2008). A Controlled Randomized Prospective Comparative Pilot Study to Evaluate the Ease of Use of a Transparent Chlorhexidine Gluconate Gel Dressing Versus A Chlorhexidine Gluconate Disk in Healthy Volunteers. JAMA p112-117 Vol 13 No 3 | 2008.

© 2009 3M. 3M and Tegaderm are trademarks of 3M. BioPatch is a registered trademark of ETHICON, INC.

