

When people discover how well the Evactron® De-Contaminator cleans SEMs they ask:  
**Could You Make it Clean My Kitchen?**



New Oxygen Radical Source ORS:  
 Now twice the cleaning power!



**XEI Scientific**

<http://evactron.com/>  
 1 (800) 500-0133

General technical inquiries:  
[information@evactron.com](mailto:information@evactron.com)

Sales and quotations:  
[Sales@evactron.com](mailto:Sales@evactron.com)

**OVER 700  
 EVACTRONS D-Cs  
 SOLD WORLD-  
 WIDE TO CLEAN  
 SEMs, FIBs, &  
 HIMs**

Electron Microscope operators are so impressed with Evactron D-C's gentle and effective cleaning power, they ask us if we can make a bigger Kitchen Evactron with the same powerful oxygen radicals that sweep out grease and oil from SEMs. Fantastic idea. We're considering it!



**VISIT US AT:**

[www.microscopy.org/MandM/2010](http://www.microscopy.org/MandM/2010)

**Online Registration and Hotel  
 Reservations**

**Details on Symposia, Short  
 Courses, Intensive Work-  
 shops, and Tutorials**

**Meeting brochures &  
 publications**

**Portland-Area Activities**

**REGISTER NOW!!**

***DON'T MISS OUT!***

**Registration is now open for the premier  
 microscopy meeting of the year!**

Join your international colleagues for symposia, tutorials, intensive workshops, short courses, roundtables, and vendor sessions on emerging **Biological, Physical and Instrumentation** topics in microscopy and microanalysis.

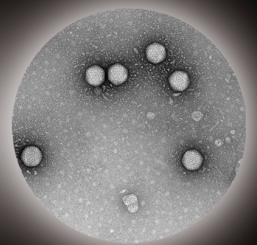
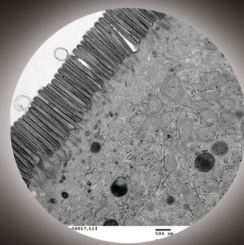
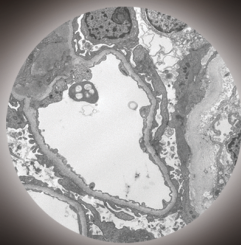
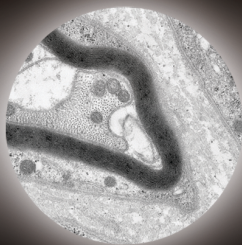
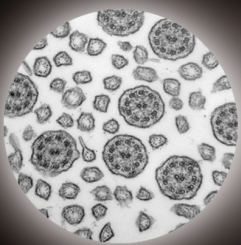
- Scanned Probe Microscopies
- Ultrafast Microscopy
- Neuroscience
- Microfluidics
- Forensics
- 3d Microscopy
- Nanomaterials
- Infectious Diseases
- Surface Microscopy & Microanalysis
- Compositional X-Ray Imaging

*Come to clean, green Portland, Oregon and experience the beauty and serenity of the Pacific Northwest!*



High Definition Digital  
TEM Cameras with  
1 to 16 Megapixels

- AMT SOLUTIONS
- Life Science Cameras
- Material Science Cameras
- Easy To Use Software
- Reliability and Services
- TEM Integration
- Extensive Support



3 Electronics Avenue, Danvers, MA 01923 • Phone: 978.774.5550 • [www.amtimaging.com](http://www.amtimaging.com)



Only from

**MICRO  
STAR**



**Flawless quality  
proven with one year guarantee.**

MICRO STAR DIAMOND KNIVES 800 533 2509 FAX 936 294 9861 WWW.MICROSTARTECH.COM

---

#### INDEX TO ADVERTISERS

---

Advanced Microscopy Techniques	A11
Brüker AXS	A3
DiATOME	Cover 3
EDAX	A10
Electron Microscopy Sciences, EMS	A5, 229, 231
Gatan	A6
JEOL	A9, Cover 4
Leica Microsystems	Cover 2
Micro Star Diamond Knives	A12
MSA Call for Papers, Portland Meeting	232
Ted Pella	230
XEI Scientific	232

---



# DiATOME Diamond Knives

Development, Manufacturing, and Customer Service since 1970

## What have we achieved in this period?

### ultra 45°

the first diamond knife with an absolutely score-free, hydrophilic cutting edge.

### semi

the first diamond knife for alternating sectioning ultrathin/semithin.

### cryo

the diamond knife for sectioning at low temperature.

### histo

the first diamond knife for semithin sections for light microscopy.

### ultra 35°

the diamond knife for optimized sectioning results in almost all applications.

### cryo-P

a cryo knife with a patented platform for section pick up.

### cryo immuno

the optimized cryo diamond knife for the Tokuyasu technique.

### ultra sonic

the oscillating diamond knife for room temperature sectioning.

### cryotrim

45 and 25 optimizing trimming with diamond blades.

### ultra AFM & cryo AFM


the first diamond knives for AFM at room and low temperatures.

### cryo 25°

for sectioning frozen hydrated specimens.


### STATIC LINE II

the ionizer for eliminating electrostatic charging in ultramicrotomy.



## What services can we offer you?

- Technical assistance in all fields of ultramicrotomy.
- Free sectioning tests for all types of samples.
- Make use of our many years of experience in perfecting our knives.
- Custom knives, tools, and boats.
- Special purchase programs.
- Workshops and training.



# DiATOME

for all your sectioning requirements

For more information,  
please call or write us today,  
or visit us online at:

[www.diatomeknives.com](http://www.diatomeknives.com)

P.O. Box 410 • 1560 Industry Rd.  
Hatfield, Pa 19440

(215) 412-8390 • Toll Free: 1-(800) 523-5874

Fax: (215) 412-8450 or 8452

email: [sgkcck@aol.com](mailto:sgkcck@aol.com) • [stacie@ems-secure.com](mailto:stacie@ems-secure.com)






# You asked. We listened.

## Ultrahigh Resolution Analytical Performance


### Ultralow kV

Uncoated stretched polypropylene



### EDS/WDS

EDS map of TiO<sub>2</sub> in FeO<sub>x</sub> with <100nm spatial resolution 30,000x



### LABe

1-3 nm twinning in mineral BSE image



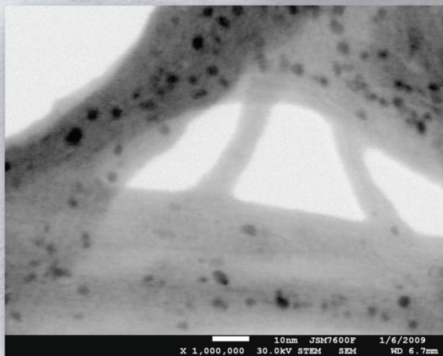
### EBSD

Orientation map of Ni alloy



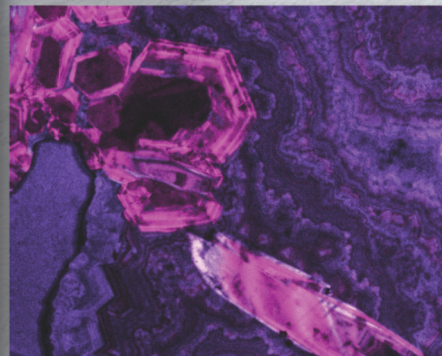
### STEM

CNT with 1-3 nm Pt nanoparticles



### CL

Quartz and zinc oxide




## Seeing is believing!

Contact [salesinfo@jeol.com](mailto:salesinfo@jeol.com) to arrange a demo.  
For more information or to view a brochure visit [www.jeolusa.com/7600F](http://www.jeolusa.com/7600F).

All magnifications as printed at 4 x 5 in.

JSM-7600F



Another  
Extreme  
Imaging  
Solution

# JEOL

Stability • Performance • Productivity  
[www.jeolusa.com](http://www.jeolusa.com) • [salesinfo@jeol.com](mailto:salesinfo@jeol.com)  
978-535-5900

# Thermal FEG SEM