

The Journal of Laryngology and Otology

EDITED BY
G. H. BATEMAN

ASSISTANT EDITOR
LIONEL TAYLOR

Contents

| | | |
|--|---|-----|
| Hypernasality, bony and soft tissue relationships | A. G. D. MARAN, A. G. GIBB, W. J. A. GIBSON and D. L. ASBURY | 105 |
| Fibrosarcoma of the hypopharynx | R. B. BRADSHAW and A. W. P. VAN NOSTRAND | 113 |
| Extramedullary plasmocytoma of the head and neck | YOUSSEF B. TOUMA | 125 |
| Stomal recurrence after laryngectomy: aetiology and management | P. M. STELL and P. VAN DEN BROEK | 131 |
| Post-cricoid carcinoma and the Paterson-Kelly syndrome | S. H. RICHARDS, D. KILBY and J. D. SHAW | 141 |
| The osmotic 'induction' method of treatment of Ménière's disease: some alternative interpretations | L. NAFTALIN | 153 |
| Stellate ganglion block in the management of tinnitus | PETER ADLINGTON and JOHN WARRICK | 159 |
| Clinical records— Subarachnoid tympanic fistula due to a congenital defect in the stapedial footplate | R. J. BENNETT | 169 |
| Primary tuberculoma of the nose with presenting symptoms and lesions resembling a malignant granuloma | M. MESSERVY K. SINGH and M. HAMPALIAH | 177 |
| Nasal polypi and fibro-cystic disease | GEORGE FRIEDMANN | 185 |
| Mucocele of the sphenoidal sinus | | 189 |
| Societies' proceedings | | 199 |
| General notes | | 201 |

Headley Brothers Ltd

Ashford, Kent

Annual Subscription £8 net, U.S.A. \$23

Monthly, £1 net, post free

The Journal of Laryngology and Otology

(FOUNDED in 1887 by MORELL MACKENZIE and NORRIS WOLFENDEN)

EDITED BY

G. H. BATEMAN

ASSISTANT EDITOR

LIONEL TAYLOR

1. Original articles which have not been published elsewhere are invited and should be sent to the Editor. They are considered for publication on the understanding that they are contributed to this *Journal* solely. Reproduction elsewhere, in whole or in part, is not permitted without the previous written consent of the Author and Editor and the customary acknowledgement must be made.

2. Manuscripts should be typewritten, on one side only of the paper, and well spaced. Captions to illustrations should be typed on a separate sheet and sent at the same time as original photographs, etc.

The Harvard system of recording references should be used, e.g. GREEN, C., and BROWN, D. (1951), *Journal of Laryngology and Otology*, 65, 33. The titles of all Journals should be given without abbreviation.

It is most important that authors should verify personally the accuracy of every reference before submitting a paper for publication.

3. Galley proofs and engraver's proofs of illustrations are sent to the author. Corrections, which should be kept to a minimum, must be clearly marked, and no extra matter added. Proofs should be returned within 5 days.

4. Illustration blocks will normally be held by the Printers for three years, after which they will be destroyed. Any author is entitled to have these returned to him, but a request for this must be sent within three years of the appearance of the article, to HEADLEY BROTHERS LTD., The Invicta Press, Ashford, Kent. Coloured illustrations will be charged to authors, unless a special grant is authorized by the Editor.

5. Orders for reprints must be sent when returning galley proofs, and for this purpose special forms are supplied.

6. Editorial communications may be addressed to THE EDITOR, *Journal of Laryngology*, c/o HEADLEY BROTHERS LTD., The Invicta Press, Ashford, Kent.

7. The annual subscription is £8 (eight pounds sterling) post free; U.S.A. \$23 post free, and payable in advance.

8. Single copies of current or back numbers (when available) will be on sale at £1 (including postage) each.


9. All subscriptions, advertising and business communications should be sent to the publishers, or subscription agents.

HEADLEY BROTHERS LTD.

The Invicta Press, ASHFORD, Kent.

© *Journal of Laryngology and Otology Ltd.*, 1971

Thought reader!!



With the complex tests that are being done today clinical audiometry can become altogether too complicated.

By switching only one knob, the model 103 Clinical Audiometer will do the thinking for you, and enable you to select up to 18 different functions:

- Pure Tone Air Conduction
- Pure Tone Bone Conduction
- Narrow Band Masking
- Wide Band (White Noise) Masking
- Alternative Binaural Loudness Balance
- Simultaneous Binaural Loudness Balance
- Speech, Live Voice
- Speech, Recorded
- Speech with Masking
- SISI Test
- Lüscher DL Test
- Audiometer Weber Test
- SAL Test
- Rainville Test
- Shifting Voice
- Stenger Test
- Modified Stenger Test
- Tone Decay Test

The model 103 is functional engineering with the operator in mind. We believe the audiometer should do the thinking . . . and this one does just that.

To: Amplivox Hearing Conservation Ltd.,
 Beresford Avenue, Wembley, Middlesex.
 Tel: 01-902 8991

Name _____

Address _____

Please send demonstrator

Please send leaflet

JLO 2/71

Oto-, Rhino-, Laryngology

*Important, up-to-date, and scientifically accurate abstracts
of reports from the world's biomedical literature dealing with*

Oto-, Rhino-, Laryngology

are brought to your desk in this monthly publication.

First published in 1948,

Oto-, Rhino-, Laryngology currently contains some 4,750 abstracts each year.

MAIN CHAPTER HEADINGS

- | | |
|------------------------------------|--------------------------------------|
| 1. SKULL | 16. NASOPHARYNX |
| 2. FACE AND LIPS | 17. NASAL SINUSES |
| 3. MOUTH | 18. EXTERNAL EAR |
| 4. TONGUE | 19. MIDDLE EAR |
| 5. SALIVARY GLANDS | 20. INTERNAL EAR |
| 6. NECK | 21. OTOSCLEROSIS |
| 7. PHARYNX | 22. MENIERE DISEASE |
| 8. ESOPHAGUS | 23. FACIAL NERVE |
| 9. LARYNX | 24. VESTIBULAR SYSTEM |
| 10. TRACHEA | 25. CEREBELLOPONTINE ANGLE TUMORS |
| 11. BRONCHI, LUNGS, MEDIASTINUM | 26. HEARING |
| 12. OLFACTORY SYSTEM | 27. SPEECH |
| 13. EXTERNAL NOSE | 28. PHONiatrics |
| 14. NASAL CAVITY | 29. ANESTHESIA |
| 15. NASAL SEPTUM | |

Specimen copies are available on request.

Annual Subscription Rate:


U.S. \$50.00/£20. 19. Od. Sterling/Dfl. 180,00

EXCERPTA MEDICA

Herengracht 119-123, Amsterdam, The Netherlands

Please mention *The Journal of Laryngology and Otology* when replying to advertisements

Floxapen simplifies antibiotic treatment in hospital... and after



Floxapen, like Orbenin* (cloxacillin B.P.), is active against virtually all staphylococci, streptococci and pneumococci, irrespective of their sensitivity to other antibiotics. However, it is simpler to use than Orbenin, the established first-line treatment for Gram-positive infections in hospitals, because:

The standard dose, orally or by injection, is only 250 mg. q.i.d.

Equivalent serum levels are obtained by either route.

Transfer from injectable to oral therapy may be justified at an earlier stage of treatment.

Floxapen also offers the penicillin advantages of low toxicity and bactericidal action.

For outpatient treatment, Floxapen is ideal; its simple oral dosage and minimal side-effects encourage patients to follow the correct dosage and to complete the course of therapy.

Indications: Infections due to sensitive Gram-positive organisms.

Dosage: Oral and Intramuscular:
Adults: 250 mg. q.i.d.
Children: 2-10 years—half adult dose;
Under 2 years—quarter adult dose.
Oral doses should be taken one hour before meals. In severe infections dosages may be increased if required.

Availability: Capsules (black/caramel) and Vials, each containing 250 mg. flucloxacillin.

Contra-indications: Penicillin hypersensitivity. Subconjunctival injection.

Side-effects: Rare and mild, as with other penicillins.

Further information is available on request.

Floxapen *simplifies antibiotic treatment*

flucloxacillin



Floxapen* (flucloxacillin) is a product of British research at

*regd

Beecham Research Laboratories, Brentford, England, originators of the new penicillins

<https://doi.org/10.1017/S0022215100073199>

Published online by Cambridge University Press



THE LARYNGOSCOPE

A Monthly Journal
devoted to the disease of
EAR, NOSE AND THROAT

*Official organ for the American Laryngological
Rhinological and Otological Society*

Price \$24.00 per year Canada \$25.00 per year
Foreign \$25.00 per year

ESTABLISHED 1896

THEODORE E. WALSH, M.D.
EDITOR

222 PINE LAKE ROAD, COLLINSVILLE,
ILLINOIS 62234

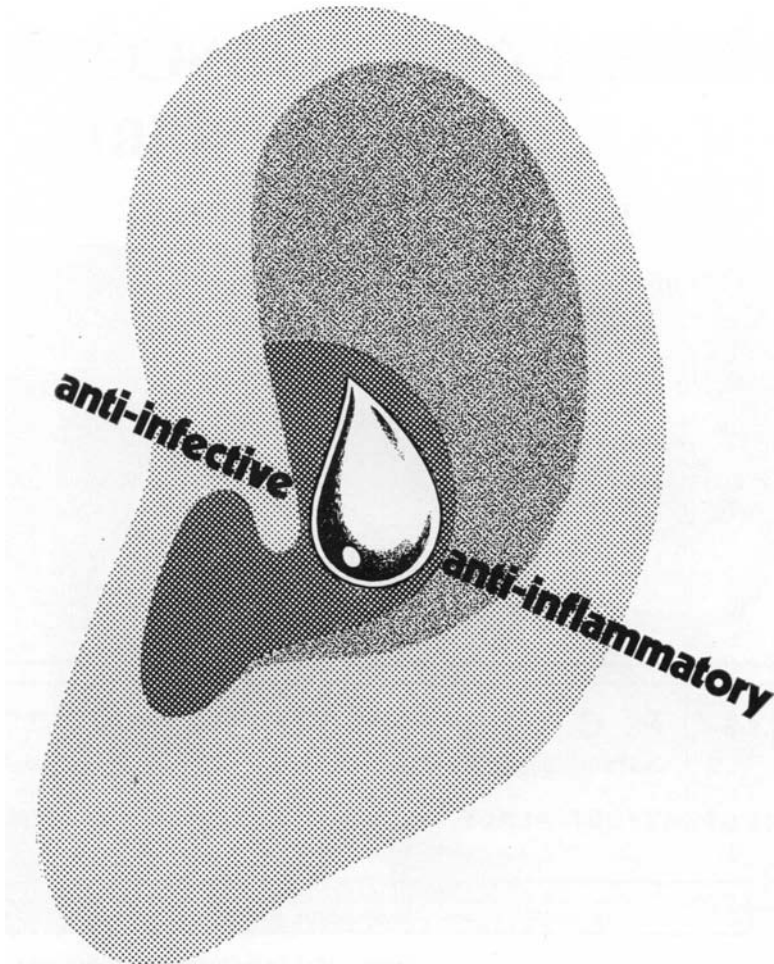
For advertisement space in this Journal

apply to

HEADLEY BROTHERS LTD.

Ashford, Kent

Please mention *The Journal of Laryngology and Otology* when replying to advertisements



the drop that soothes and clears infected ears

soothes by reducing inflammation with hydrocortisone
clears by rapidly destroying virtually all bacteria commonly
found in ear infections

*
OTOSPORIN drops contain polymyxin B sulphate, neomycin sulphate
and hydrocortisone in a bland suspension designed to facilitate penetration.
Supplied in dropper bottles of 5 ml. Full information is available on request.


*Trade Mark

OTOSPORIN



Burroughs Wellcome & Co.
(The Wellcome Foundation Ltd.) Dartford, Kent

Please mention *The Journal of Laryngology and Otology* when replying to advertisements



PETERS CLINIC AUDIOMETERS AND BÉKÉSY
ARE THE IDEAL TOOLS FOR MORE ADVANCED AUDIOMETRY

The Audiometers offer :

- Two continuously variable attenuators accurate to 1 db.
- SISI Test (built-in) and automatic alternate loudness balance switching.
- Maximum attenuation of 120 db for loudness discomfort level tests.
- Narrow band SYNCHRONOUS masking (a new semi-automatic masking technique).
- Full speech test facilities with white noise masking.
- Plug-in circuit boards and operator output checks.
- Conversion to a true BÉKÉSY AUDIOMETER at will.
- Extra features not listed are offered by the AP/6 compared to the AP/5 AUDIOMETER.

write for full details to:

ALFRED PETERS AND SONS LTD
GELL STREET SHEFFIELD 3

Please mention *The Journal of Laryngology and Otology* when replying to advertisements



the complete de-bugging device

clears both fungi and bacteria in ear infections

Candida albicans and *Aspergillus niger* are isolated in over 20 per cent of cases of otitis externa, and if high success rates are to be achieved treatment must take account of this. Otoseptil® ear drops employs a very broad-spectrum attack with efficient anti-inflammatory action.

The new antibiotic ester—neomycin undecylenate—provides potent dual bactericidal and antifungal activity.

Tyrosine (containing gramicidin and tyrocin) effectively eliminates resistant Gram-positive cocci, while Hydrocortisone alcohol exerts its characteristic anti-inflammatory action. Rapid tissue contact is ensured by the penetrant Ethylene oxide polyoxypropylene glycol condensate, which is incorporated in the clear liquid ear drop.

For pain relief, AUDAX® ear drops may be used concomitantly with Otoseptil® ear drops because they are completely miscible and compatible.

Full information is available on request.

® Registered trade marks

Otoseptil


ear drops



Napp Laboratories Limited,
Watford WD27RA England

Please mention *The Journal of Laryngology and Otology* when replying to advertisements

Bad ear



That's all she knows. Probably all she cares too. You know it's otitis. Infection... maybe fungal... and inflammation... with pain, irritation...

Only one topical ear product will treat bacterial infection *and* fungal infection *and* inflammation *and* pain *and* irritation. The name is Audicort – the ear solution that treats the lot, simply and effectively.

Supporting evidence: Audicort was compared in the treatment of otitis externa with ear drops containing polymixin B, neomycin sulphate and hydrocortisone. "Fungal infection, usually with *Candida* species, was a factor in 20 cases. The 'Audicort' drops appeared to be more effective in eliminating this infection." (*Practitioner*, 1969, 202, 817.)

Audicort* ear solution

Neomycin undecylenate/triamcinolone acetonide/benzocaine in 5 ml dropper bottles



Full information on request.

A division of CYANAMID of Great Britain Ltd.
BUSH HOUSE, ALDWYCH
LONDON WC2 B4PU

* Trademark.