

# Establishing the Domains of a Hospital Disaster Preparedness Evaluation Tool: A Systematic Review

Nimali Lakmini Munasinghe, MBBS, MEnvSc;  Gerard O'Reilly, MBBS, MPH, MBiostat, FACEM, PhD; Peter Cameron, MBBS, MD, FACEM

School of Public Health and Preventive Medicine, Monash University, Melbourne, Victoria, Australia

## Correspondence:

Nimali Lakmini Munasinghe, MBBS,  
Master's in Environmental Sciences  
School of Public Health and Preventive  
Medicine  
Monash University  
553 St Kilda Road, Melbourne, Victoria 3004,  
Australia  
E-mails: [nimalimlk@yahoo.com](mailto:nimalimlk@yahoo.com);  
[Nimali.Munasinghe@monash.edu](mailto:Nimali.Munasinghe@monash.edu)

**Conflicts of interest/funding:** No financial disclosures were reported by the authors of this paper. The authors declare no conflicts of interest.

**Keywords:** disaster preparedness; hospital; questionnaire; survey; toolkit

## Abbreviations:

4S: space, stuff, staff, and systems (conceptual framework)  
CBRN: chemical, biological, radiological, and nuclear  
COVID-19: coronavirus disease 2019  
HCW: health care worker  
HD: human development  
ICS: Incident Command System  
PPE: personal protective equipment  
UNHDI: United Nations Human Development Index  
WHO: World Health Organization

Received: June 15, 2022

Revised: July 9, 2022

Accepted: July 17, 2022

## Abstract

**Introduction:** Recent disasters emphasize the need for disaster risk mitigation in the health sector. A lack of standardized tools to assess hospital disaster preparedness hinders the improvement of emergency/disaster preparedness in hospitals. There is very limited research on evaluation of hospital disaster preparedness tools.

**Objective:** This study aimed to determine the presence and availability of hospital preparedness tools across the world, and to identify the important components of those study instruments.

**Method:** A systematic review was performed using three databases, namely Ovid Medline, Embase, and CINAHL, as well as available grey literature sourced by Google, relevant websites, and also from the reference lists of selected articles. The studies published on hospital disaster preparedness across the world from 2011–2020, written in English language, were selected by two independent reviewers. The global distribution of studies was analyzed according to the World Health Organization's (WHO) six geographical regions, and also according to the four categories of the United Nations Human Development Index (UNHDI). The preparedness themes were identified and categorized according to the 4S conceptual framework: space, stuff, staff, and systems.

**Result:** From a total of 1,568 articles, 53 met inclusion criteria and were selected for data extraction and synthesis. Few published studies had used a study instrument to assess hospital disaster preparedness. The Eastern Mediterranean region recorded the highest number of such publications. The countries with a low UNHDI were found to have a smaller number of publications. Developing countries had more focus on preparedness for natural disasters and less focus on chemical, biological, radiological, and nuclear (CBRN) preparedness. Infrastructure, logistics, capacity building, and communication were the priority themes under the space, stuff, staff, and system domains of the 4S framework, respectively. The majority of studies had neglected some crucial aspects of hospital disaster preparedness, such as transport, back-up power, morgue facilities and dead body handling, vaccination, rewards/incentive, and volunteers.

**Conclusion:** Important preparedness themes were identified under each domain of the 4S framework. The neglected aspects should be properly addressed in order to ensure adequate preparedness of hospitals. The results of this review can be used for planning a comprehensive disaster preparedness tool.

Munasinghe NL, O'Reilly G, Cameron P. Establishing the domains of a hospital disaster preparedness evaluation tool: a systematic review. *Prehosp Disaster Med.* 2022;37(5):674–686.

doi:[10.1017/S1049023X22001212](https://doi.org/10.1017/S1049023X22001212)

© The Author(s), 2022. Published by Cambridge University Press on behalf of the World Association for Disaster and Emergency Medicine. This is an Open Access article, distributed under the terms of the Creative Commons Attribution-NonCommercial-NoDerivatives licence (<https://creativecommons.org/licenses/by-nc-nd/4.0/>), which permits non-commercial re-use, distribution, and reproduction in any medium, provided the original work is unaltered and is properly cited. The written permission of Cambridge University Press must be obtained for commercial re-use or in order to create a derivative work.

by-nc-nd/4.0/), which permits non-commercial re-use, distribution, and reproduction in any medium, provided the original work is unaltered and is properly cited. The written permission of Cambridge University Press must be obtained for commercial re-use or in order to create a derivative work.

## Introduction

Every year, millions of people across the world are being affected by floods, landslides, cyclones, hurricanes, tornados, tsunamis, volcanic eruptions, earthquakes, wildfires, or human-made disasters. In the past ten years, 83% of all disasters triggered by natural hazards were caused by extreme weather and climate-related events.<sup>1</sup> The on-going global pandemic of coronavirus disease 2019 (COVID-19) has caused a health and economic crisis emphasizing to the world how important disaster preparedness and disaster resilience are.<sup>2</sup>

In addition to the COVID-19 pandemic, multiple climate-related disasters are also happening at the same time.<sup>1</sup> For example, more than 100 other disasters occurred around the world affecting over 50 million people during the first six months after COVID-19 was declared a pandemic by the World Health Organization (WHO; Geneva, Switzerland) in March 2020.<sup>3</sup>

Asia has suffered the highest number of disaster events. In total, there were 3,068 disasters occurring in Asia from 2000 through 2019. China reported the highest number of disaster events (577 events), followed by India (321 events), the Philippines (304 events), and Indonesia (278 events).<sup>4</sup>

Recent disaster events emphasize the need for disaster risk reduction in the health sector as well as health services in developed countries. For example, in 2011 during the Japan earthquake and tsunami, 80% of the hospitals in Fukushima, Miyagi, and Iwate prefectures of Japan were destroyed or severely damaged, and many local public health personnel were also affected by the disaster, resulting in the entire paralysis or severe compromise of the health services.<sup>5,6</sup>

Disasters can cripple health facilities, leading to partial or total collapse of health services, especially in developing countries.<sup>7</sup> For example, after the Algerian earthquake in 2003, 50% of the health facilities in the impacted area were damaged and were no longer operational.<sup>7</sup> A further example occurred when an earthquake struck in South Asia in October 2005 and caused the complete destruction of almost 50% of health facilities in the affected areas in Afghanistan, India, and Northern Pakistan, ranging from sophisticated hospitals to rural clinics, overwhelming the existing Emergency Medical Services.<sup>7</sup> Currently, most South Asian countries, including Sri Lanka and India, are in a state of crisis resulting from COVID-19, with overcrowded hospitals, low oxygen supplies, and overwhelmed capacity.<sup>8,9</sup>

Sri Lanka, a developing nation and small island in the Indian Ocean, is frequently battered by natural disasters. The most devastating disaster it had ever experienced was the tsunami of 2004, which killed over 30,000 people and internally displaced almost one-half a million people. The health systems of the country were severely affected, completely damaging 44 health institutions and partially damaging 48 health institutions. In addition, 35 health care workers (HCWs) lost their lives and a large number of health workers were affected by injuries or psychological trauma due to the loss of their family members or properties.<sup>10</sup> Monsoon floods and landslides also affect several health facilities across the country annually. Sometimes, they have even led to the full or partial evacuation of affected hospitals, as experienced, for example, during the floods of 2016 and 2017, due to infrastructure damage or the functional collapse of services. These instances have resulted in huge economic impacts on the government for recovery-related needs.<sup>11,12</sup>

Sri Lanka has also experienced several man-made disasters resulting in mass-casualty incidents. A 26-year war came to an end in 2009 after more than 64,000 deaths, hundreds of thousands

of injuries, and the displacement of more than 800,000 persons.<sup>13</sup> The Easter-Sunday bombing attack on April 21, 2019 was a recent human-made disaster which killed 250 people and resulted in more than 500 casualties.<sup>14</sup> These mass-casualty incidents caused an acute surge of patients to nearby hospitals, interrupting normal hospital operations and overwhelmed hospital capacity due to ill-preparedness, poor coordination, and limited resources.<sup>15</sup>

Notwithstanding the vulnerability of Sri Lanka to disasters, there is no standard hospital disaster preparedness evaluation tool used in Sri Lanka at the moment. Such a tool could be used to inform potential improvements to hospital-level disaster preparedness. Therefore, with the goal of establishing a tool appropriate for Sri Lanka, this study aimed to determine the existence and distribution of hospital preparedness tools across the world, and also to identify the important components of those study instruments.

## Aim

The aim of this research was to determine the main components included in hospital disaster preparedness evaluation instruments.

## Methodology

A systematic review was performed across three journal databases: Ovid Medline (US National Library of Medicine, National Institutes of Health; Bethesda, Maryland USA); Embase (Elsevier; Amsterdam, Netherlands); and CINAHL (EBSCO Information Services; Ipswich, Massachusetts USA) using the appropriate specifications for each database. The PRISMA Systematic Review Guidelines were used for the review, and the PRISMA 2020 checklist is shown in Appendix 1 (available online only). The search of the databases was conducted on November 23, 2020. The details of the search strategy are shown in Appendix 2 (available online only). Additional documents (grey literature) were sourced by a related search of Google (Google Inc.; Mountain View, California USA), relevant websites, and also from the reference lists of selected articles. Keywords used were: hospitals, health facilities, health services, and health personnel. These were combined with: disaster planning, disaster preparedness, and the terms: checklist, surveys, questionnaire, or toolkit.

## Selection of Articles

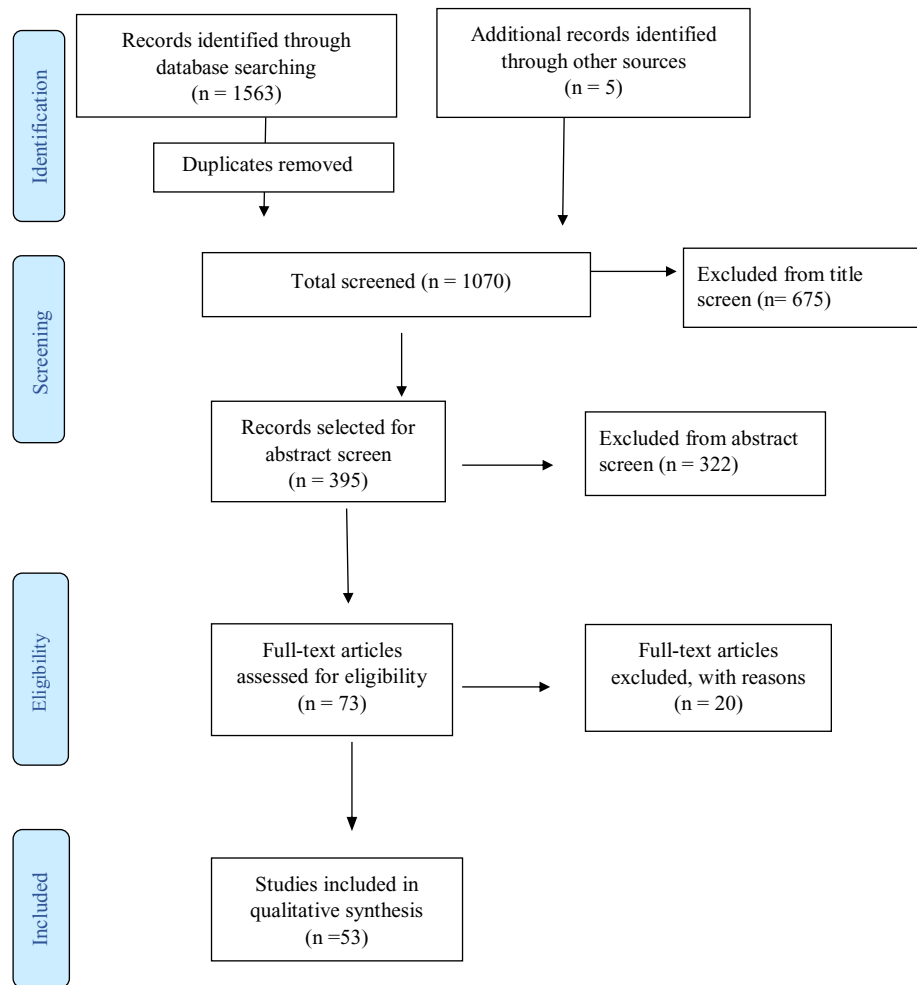
Initially, two independent reviewers (NM and GO) screened titles and abstracts of the retrieved articles for eligibility. From the abstracts selected by both reviewers, full texts were retrieved and considered for eligibility. If discrepancies occurred between reviewers, the reasons were identified and a final decision was made by the main author (NM).

## Inclusion Criteria

Articles published across the world from 2011 through 2020, written in English language, which were conducted on the disaster preparedness of hospitals, health facilities, or health personnel using toolkits, checklists, or questionnaire surveys were selected for this study. The "safe hospitals" concept became popular after 2010 when the WHO introduced a guidebook on safe hospitals in emergencies and disasters. Therefore, the search was started from 2011, as relevant hospital disaster preparedness assessments were most likely to be published after this time.

## Exclusion Criteria

The published studies in a language other than English, not available in full text, and not related to health sector disaster preparedness were excluded.



Munasinghe © 2022 Prehospital and Disaster Medicine

Figure 1. PRISMA 2009 Flow Diagram.

### Data Synthesis and Analysis

Data extraction and analysis were based on the Joanna Briggs Institute (JBI; Adelaide, Australia) manual for evidence synthesis.<sup>16</sup> In order to identify the basic information, the selected studies were analyzed in the following categories: reference; year of publication; country of origin (where the study was published or conducted); type of hazard; sample size; and the study design.

The global distribution of studies was analyzed according to the WHO's six geographical regions, namely South-East Asia, the Western-Pacific, the Eastern Mediterranean, the Americas, Europe, and Africa regions.<sup>17,18</sup> The distribution of studies was also analyzed according to the four categories of the United Nations Human Development Index (UNHDI).<sup>19</sup> The UNHDI comprises three dimensions: health, education, and standard of living. The health dimension is measured by life expectancy at birth, the education dimension by mean years of schooling for adult persons aged 25 years and above and expected years of schooling for children at school entering age, and the standard of living dimension is assessed by gross national income per capita. Based on the cut-off points of the HDI, the UN has identified four categories of human development (HD); Low HD, Medium HD, High HD, and Very High HD.<sup>19</sup>

The global literature classifies a hospital's disaster preparedness and response in terms of the "4S's" – space, stuff, staff, and systems.<sup>20–24</sup> The space domain includes: the physical space needed for patient care and workspace (infrastructure and their access routes). The stuff domain includes logistics, equipment, and supplies. The staff domain includes human resources. And the system domain includes all the plans, procedures, and protocols needed for preparedness management.<sup>20–24</sup> Similarly, preparedness themes of each selected study were identified according to this 4S conceptual framework.

### Results

The search resulted in a total of 1,568 articles, including 1,563 from databases and five from grey literature. After removing the duplicates, there were 1,070 articles. Based on the inclusion criteria, only 53 articles were selected for data extraction and synthesis. Figure 1 illustrates the PRISMA flow diagram.

Table 1 summarizes the basic information of the selected articles. All these studies have assessed the preparedness of either the facilities or the HCWs. Altogether, these studies assessed the preparedness of approximately 5,100 HCWs across the world, including different categories of acute care providers such as

| Number | Reference          | Year of Publication | Country of Origin | Disaster Type                        | Sample Size   | Study Type                                       |
|--------|--------------------|---------------------|-------------------|--------------------------------------|---|--|
| 1      | <a href="#">77</a> | 2011                | UK                | All Hazards                          | 41 HCWs<br>(33 Nurses, 8 Health Care Assistants from two MICUs)             | Interventional Study                             |
| 2      | <a href="#">29</a> | 2011                | China             | Public Health Emergencies            | 45 Hospitals  | Cross-Sectional Study                            |
| 3      | <a href="#">34</a> | 2011                | Iran              | Earthquake                           | 114 Health Managers of Hospitals, Health Networks, and Health Centers       | Descriptive Cross-Sectional (Quantitative) Study |
| 4      | <a href="#">41</a> | 2011                | South Africa      | Preparedness for 2010 FIFA World Cup | Nine Hospitals  | Cross-Sectional Study                            |
| 5      | <a href="#">42</a> | 2011                | Thailand          | Influenza Pandemic                   | 179 Health Centers  | Cross-Sectional Study                            |
| 6      | <a href="#">47</a> | 2011                | Canada            | Mass Emergency Events                | 34 Emergency Departments  | Cross-Sectional Study                            |
| 7      | <a href="#">27</a> | 2012                | Australia         | External Disaster                    | 140 HCWs (Knowledge/ Perception) in Public Teaching Hospital                | Cross-Sectional Study                            |
| 8      | <a href="#">53</a> | 2012                | Iran              | All Hazards                          | 102 Emergency Nurses in Tabriz's Educational Hospitals                      | Descriptive Cross-Sectional Study                |
| 9      | <a href="#">30</a> | 2013                | Cambodia          | Influenza Pandemic                   | 262 Health Facilities, 185 Government Hospitals, 77 District Health Offices | Cross-Sectional Study                            |
| 10     | <a href="#">76</a> | 2013                | Australia         | All Hazards                          | N/A   | Scoping Review                                   |
| 11     | <a href="#">63</a> | 2013                | Iran              | All Hazards                          | 24 Hospitals  | Cross-Sectional Study                            |
| 12     | <a href="#">64</a> | 2013                | Iran              | All Hazards                          | 15 Hospitals  | Descriptive Cross-Sectional Study                |
| 13     | <a href="#">28</a> | 2014                | Iran              | Natural Disasters                    | Nine Hospitals  | Cross-Sectional Descriptive Study                |
| 14     | <a href="#">32</a> | 2014                | China             | All Hazards                          | 50 Tertiary Hospitals   | Cross-Sectional Study                            |
| 15     | <a href="#">71</a> | 2014                | Canada            | Extreme Weather Event                | Six Health Care Facilities  | Mixed Methods Study                              |
| 16     | <a href="#">70</a> | 2014                | China             | All Hazards                          | N/A   | Modified Delphi Study                            |
| 17     | <a href="#">35</a> | 2014                | Europe and Asia   | Epidemic Infectious Diseases         | 238 Hospitals (236 European, 2 Western Asian)                               | Descriptive Cross-Sectional Study                |
| 18     | <a href="#">38</a> | 2014                | China             | All Hazards                          | 41 Hospitals  | Descriptive Cross-Sectional Study                |
| 19     | <a href="#">56</a> | 2014                | Saudi Arabia      | All Hazards                          | 6 Hospitals   | Cross-Sectional Study                            |
| 20     | <a href="#">62</a> | 2014                | China             | All Hazards                          | 41 Hospitals  | Cross-Sectional Study                            |
| 21     | <a href="#">75</a> | 2015                | USA               | CBRNE Preparedness                   | 59 Health Care Providers  | Retrospective Observational Survey               |
| 22     | <a href="#">37</a> | 2015                | England           | Ebola Virus                          | 112 Hospitals   | Cross-Sectional Study                            |
| 23     | <a href="#">43</a> | 2015                | Iran              | Natural Disasters                    | 200 HCWs in a Single Hospital   | Cross-Sectional Study                            |
| 24     | <a href="#">44</a> | 2015                | Ireland           | Influenza Pandemic                   | 46 Hospitals  | Cross-Sectional Study                            |

Munasinghe © 2022 Prehospital and Disaster Medicine

Table 1. Basic Information of the Selected Articles (*continued*)

| Number | Reference          | Year of Publication | Country of Origin   | Disaster Type                     | Sample Size  | Study Type                                       |
|--------|--------------------|---------------------|---|-----------------------------------|--|--|
| 25     | <a href="#">66</a> | 2015                | Yemen   | 2011 Yemeni Revolution            | 11 Hospitals   | Comparative Study                                |
| 26     | <a href="#">72</a> | 2015                | China   | Bioterrorism                      | 110 Military Hospitals   | Mixed Method Study                               |
| 27     | <a href="#">46</a> | 2015                | New Zealand   | Mass Emergency Events             | 911 Acute Care Providers (Doctors, Nurses, Paramedics)   | Cross-Sectional Study                            |
| 28     | <a href="#">25</a> | 2016                | India   | Ebola Virus                       | Nine Countries (Bangladesh, Bhutan, Indonesia, Maldives, Myanmar, Nepal, Sri Lanka, Thailand, Timor-Leste) | Cross-Sectional Study                            |
| 29     | <a href="#">26</a> | 2016                | Iran  | All Hazards                       | 97 HCWs from Various Departments of Military Hospital  | Cross-Sectional Study                            |
| 30     | <a href="#">69</a> | 2016                | 10 Countries: Belgium, France, Italy, Romania, Sweden, UK, Iran, Israel, USA, Australia | CBRN Emergencies                  | 18 Experts   | Delphi Method                                    |
| 31     | <a href="#">31</a> | 2016                | Finland   | Chemical Mass-Casualty Situations | 26 EMS   | Cross-Sectional Study                            |
| 32     | <a href="#">36</a> | 2016                | China   | Ebola Virus                       | 266 Medical Professionals from 236 Hospitals   | Mixed Method Study                               |
| 33     | <a href="#">40</a> | 2016                | Thailand  | Flood                             | 24 Hospitals   | Descriptive Cross-Sectional Study                |
| 34     | <a href="#">45</a> | 2016                | Saudi Arabia  | All Hazards                       | 17 Hospitals   | Cross-Sectional Study                            |
| 35     | <a href="#">67</a> | 2016                | USA   | Chemical Hazard                   | 112 Hospitals in 2005<br>99 Hospitals in 2012  | Longitudinal Study                               |
| 36     | <a href="#">74</a> | 2016                | Iran  | All Hazards                       | 15 Studies   | Systematic Review                                |
| 37     | <a href="#">68</a> | 2016                | USA   | All Hazards                       | 137 VAMCs  | Quantitative Study                               |
| 38     | <a href="#">33</a> | 2017                | USA   | All Hazards                       | 80 Hospitals   | Descriptive/<br>Analytical Cross-Sectional Study |
| 39     | <a href="#">39</a> | 2017                | Sri Lanka   | Flood                             | 31 Government Health Care Facilities   | Descriptive Cross-Sectional, Mixed Methods Study |
| 40     | <a href="#">51</a> | 2017                | Iran  | All Hazards                       | 6 Hospitals  | Descriptive Cross-Sectional Study                |
| 41     | <a href="#">61</a> | 2017                | Hong Kong   | All Hazards                       | 107 Doctors/Nurses from Hong Kong College of Emergency Medicine  | Cross-Sectional Study                            |
| 42     | <a href="#">49</a> | 2018                | Iran  | All Hazards                       | 18 Hospitals   | Cross-Sectional Study                            |
| 43     | <a href="#">52</a> | 2018                | Switzerland   | All Hazards                       | 83 Hospitals   | Cross-Sectional Study                            |
| 44     | <a href="#">54</a> | 2018                | Tanzania  | All Hazards                       | 25 Regional Hospitals  | Descriptive Cross-Sectional Study                |
| 45     | <a href="#">73</a> | 2018                | Iran  | All Hazards                       | 26 Studies   | Systematic Review and Meta-Analysis              |
| 46     | <a href="#">55</a> | 2018                | Yemen   | All Hazards                       | 10 Hospitals   | Cross-Sectional Study                            |
| 47     | <a href="#">58</a> | 2018                | Croatia   | Mass Casualty Incidents           | 80 Physicians  | Cross-Sectional Study                            |
| 48     | <a href="#">51</a> | 2019                | Pakistan  | All Hazards                       | 18 Hospitals   | Cross-Sectional Study                            |

Munasinghe © 2022 Prehospital and Disaster Medicine

**Table 1.** Basic Information of the Selected Articles (*continued*)



| Number | Reference | Year of Publication | Country of Origin | Disaster Type | Sample Size        | Study Type                        |
|--------|-----------|---------------------|-------------------|---------------|--------------------|-----------------------------------|
| 49     | 57        | 2019                | Sri Lanka         | All Hazards   | 60 Doctors/Nurses  | Descriptive Cross-Sectional Study |
| 50     | 65        | 2019                | Iran              | All Hazards   | 8 Hospitals        | Descriptive Cross-Sectional Study |
| 51     | 50        | 2020                | India             | COVID-19      | 58 Doctors         | Descriptive Cross-Sectional Study |
| 52     | 59        | 2020                | USA               | COVID-19      | 32 Hospitals       | Cross-Sectional Study             |
| 53     | 60        | 2020                | Saudi Arabia      | All Hazards   | 315 Clinical Staff | Cross-Sectional Study             |

Munasinghe © 2022 Prehospital and Disaster Medicine

**Table 1.** (continued). Basic Information of the Selected Articles

Abbreviations: HCW, Health Care Worker; EMS, Emergency Medical Services; VAMC, Veterans Affairs Medical Center; CBRN, Chemical, Biological, Radio, Nuclear Disasters.

physicians, doctors, nurses, paramedics, and health care assistants. These studies have also assessed approximately 1,930 different levels of hospitals (government, rural, military, tertiary, and district), health care facilities, and emergency departments (Table 1).

Table 2 illustrates the number of publications by hazard type. One-half of the studies (27) covered all hazards, and the rest of the studies focused on a specific type of hazard. Among them, there were biological hazards like Ebola, influenza, and COVID-19; natural disasters like earthquake, flood, or extreme weather events; and man-made disasters like chemical-only, chemical, biological, radiological, and nuclear (CBRN), or mass-casualty incidents.

These studies have used different methodologies; however, the majority (41) were cross-sectional studies.<sup>25–65</sup> The next most common were longitudinal studies,<sup>66–68</sup> followed by Delphi,<sup>69,70</sup> mixed method,<sup>71,72</sup> and systematic reviews.<sup>73,74</sup> In addition, there was one retrospective, one observational,<sup>75</sup> one scoping review,<sup>76</sup> and one interventional<sup>77</sup> study (Table 1).

Figure 2 demonstrates the number of publications by year. There were six publications on hospital disaster preparedness in 2011. The analysis of publication incidence by year revealed an overall rise in publication rate from 2012–2016. A decline in the publication rate was observed thereafter until 2020.

Altogether, these studies were conducted in 24 different countries around the world. Iran has published the highest number of studies (twelve), followed by China (six), USA (five), and Saudi Arabia (three). All the other countries have published one or two studies (Table 3).

Figure 3 demonstrates the number of publications by WHO region and Table 3 illustrates the number of publications by country (including the WHO region, reference, and disaster type). The Eastern Mediterranean region has recorded the greatest number of publications (18), with Iran being responsible for two-thirds of the publications in the region. The Western-Pacific region had the second largest number of publications (12), with China recording the highest number of publications in that region. The European and Americas regions had a similar number of publications (eight and seven, respectively), and the UK and USA were the most represented countries in those regions. The South-East Asian region had six publications, where all three included countries (Sri Lanka, India, and Thailand) had two publications each. The African region recorded the lowest number of publication (two). The Americas and European regions had a focus on CBRN emergencies, whereas other regions had focused on natural disasters (Table 3).

| Type of Hazard               | Number of Publications (%) | Reference   |
|------------------------------|----------------------------|---|
| All Hazards                  | 27 (51%)                   | 26,32,33,36,38,45,48,49,51–57,60–65,68,70,73,74,76,77 |
| Mass Casualty/Mass Emergency | 5 (9%)                     | 41,46,47,58,66  |
| Ebola                        | 3 (6%)                     | 25,35,37  |
| Influenza                    | 3 (6%)                     | 30,42,44  |
| CBRN                         | 2 (4%)                     | 69,75   |
| Natural Disasters            | 2 (4%)                     | 28,43   |
| Chemical Hazards             | 2 (4%)                     | 31,67   |
| Flood                        | 2 (4%)                     | 39,40   |
| COVID-19                     | 2 (4%)                     | 50,59   |
| External Disasters           | 1 (2%)                     | 27  |
| Public Health Emergencies    | 1 (2%)                     | 29  |
| Extreme Weather Events       | 1 (2%)                     | 71  |
| Earthquake                   | 1 (2%)                     | 34  |
| Bioterrorism                 | 1 (2%)                     | 72  |

Munasinghe © 2022 Prehospital and Disaster Medicine

**Table 2.** Number of Publications by Hazard Type

Abbreviation: CBRN, Chemical, Biological, Radiological, and Nuclear.

Figure 4 illustrates the number of publications by UNHDI. The countries with Very High HD and High HD have published the majority of studies, 23 and 24 publications, respectively. Conversely, the countries with Medium HD and Low HD have published a low number of studies, with four and three publications, respectively. Table 4 illustrates the number of publications by UNHDI, including the country and hazard type. Significantly, there were five publications concerned with man-made disasters like chemical or CBRN incidents among the developed countries, while only one study focused on such disasters (bioterrorism: BT) among the developing countries. It was clear that developing countries have more focus on natural disasters.

Table 5 summarizes the different themes/components identified in those study instruments according to the 4S domains.

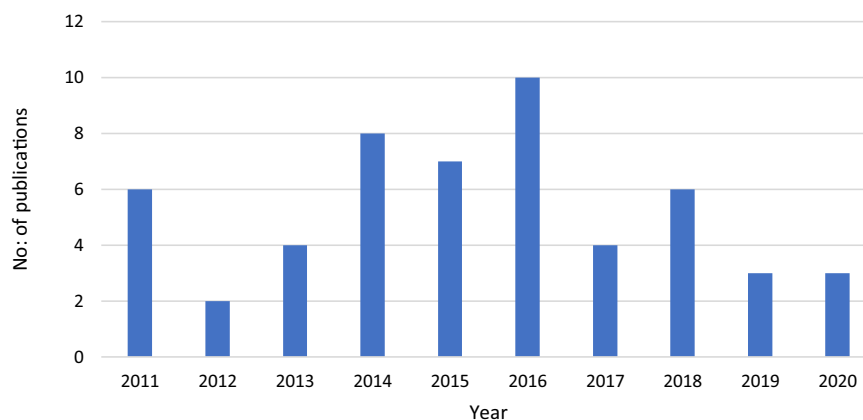
For the space domain: infrastructure and isolation/decontamination facilities were considered more frequently, with 20 and 16 publications, respectively, while morgue facilities and accessibility/

| WHO Region   | Country      | Total No. Publications (%) | Hazard Type (No. Publications in Each Rype) | Reference                        |
|--|--------------|----------------------------|---|----------------------------------|
| South-East Asia<br>Number of Publications: 6 (11%)         | Sri Lanka    | 2 (4%)                     | AH (1), Flood (1)                           | 39,57                            |
|  | India        | 2 (4%)                     | Ebola (1), COVID (1)                        | 25,50                            |
|  | Thailand     | 2 (4%)                     | Flood (1), Infla (1)                        | 40,42                            |
| Western-Pacific<br>Number of Publications: 12 (23%)        | China        | 6 (11%)                    | AH (4), BT (1), PHE (1)                     | 29,32,36,62,70,72                |
|  | Taiwan       | 1 (2%)                     | AH (1)                                      | 38                               |
|  | Hong Kong    | 1 (2%)                     | AH (1)                                      | 61                               |
|  | Cambodia     | 1 (2%)                     | Infla (1)                                   | 30                               |
|  | Australia    | 2 (4%)                     | AH (1), Ext.dis (1)                         | 27,76                            |
|  | New Zealand  | 1 (2%)                     | MC (1)                                      | 46                               |
| Eastern- Mediterranean<br>Number of Publications: 18 (34%) | Pakistan     | 1 (2%)                     | AH (1)                                      | 48                               |
|  | Iran         | 12 (23%)                   | AH (9), ND (2), EQ (1)                      | 26,28,34,43,49,51,53,63–65,73,74 |
|  | Yemen        | 2 (4%)                     | AH (1), MC (1)                              | 55,66                            |
|  | Saudi Arabia | 3 (6%)                     | AH (3)                                      | 45,56,60                         |
| Americas<br>Number of Publications: 7 (13%)                | USA          | 5 (9%)                     | AH (2), CBRNE (1), Chem (1), COVID (1)      | 33,59,67,68,75                   |
|  | Canada       | 2 (4%)                     | Ex. Weat (1), MC (1)                        | 47,71                            |
| European<br>Number of Publications: 8 (15%)                | UK           | 2 (4%)                     | AH (1), Ebola (1)                           | 37,77                            |
|  | Italy        | 1 (2%)                     | CBRN (1)                                    | 69                               |
|  | Finland      | 1 (2%)                     | Chem (1)                                    | 31                               |
|  | Netherland   | 1 (2%)                     | Ebola (1)                                   | 35                               |
|  | Ireland      | 1 (2%)                     | Infla (1)                                   | 44                               |
|  | Switzerland  | 1 (2%)                     | AH (1)                                      | 52                               |
|  | Croatia      | 1 (2%)                     | MC (1)                                      | 58                               |
| African<br>Number of Publications: 2 (4%)                  | South Africa | 1 (2%)                     | MC (1)                                      | 41                               |
|  | Tanzania     | 1 (2%)                     | AH (1)                                      | 54                               |

Munasinghe © 2022 Prehospital and Disaster Medicine

**Table 3.** Number of Publications by Country (Including the WHO Region and Reference)

Abbreviations: WHO, World Health Organization; AH, All hazards; BT, Bioterrorism; PHE, Public Health Emergencies; MC, Mass Casualty; Ex. Weat, Extreme Weather events; Infla, Influenza; Chem, Chemical events; CBRN, Chemical, Biological, Radiological, and Nuclear.



Munasinghe © 2022 Prehospital and Disaster Medicine

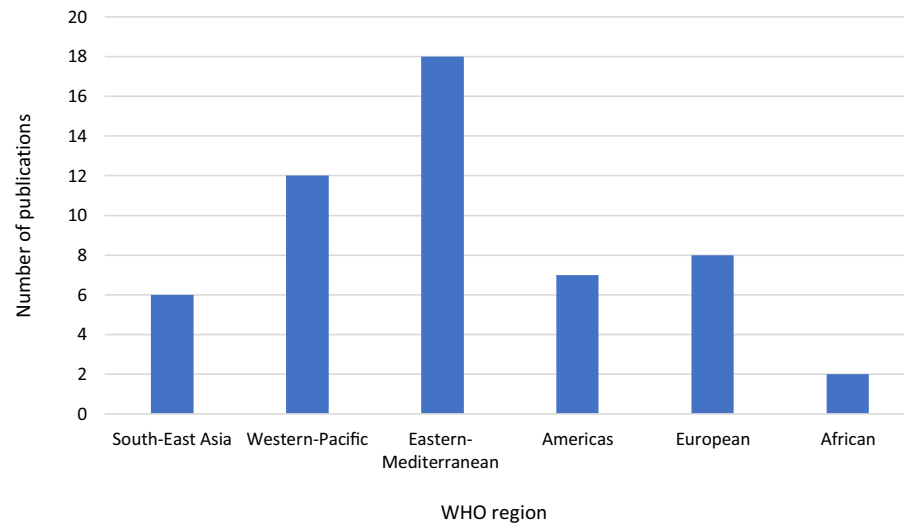
**Figure 2.** Number of Articles by Year of Publication.

access routes were considered less frequently, in only seven and five studies, respectively.

For the staff domain: logistics, personal protective equipment (PPE), and medicines/medical equipment/medical gases/other supplies (food, water, fuel reserves) were considered among the

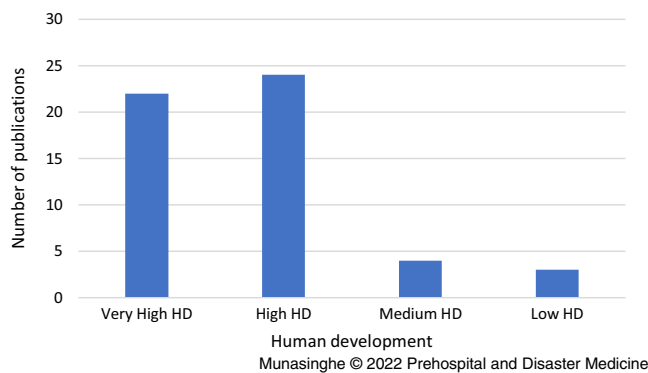
majority of studies, 32, 27, and 27, respectively, while back-up power, stockpiling, and transport themes were included in a smaller number of studies, 12, 12, and 11, respectively.

For the staff domain: training/education/capacity building and drills/simulation exercises were included in the majority of studies,



Munasinghe © 2022 Prehospital and Disaster Medicine

**Figure 3.** Number of Publications by WHO Region.  
Abbreviation: WHO, World Health Organization.



**Figure 4.** Number of Publications by UNHDI.  
Abbreviations: UNHDI, United Nations Human Development Index; HD, Human Development.

40 and 34 studies, respectively, while vaccination, rewards/incentives, and volunteer themes were given the least priority, with seven, six, and six studies, respectively.

For the systems domain: information/communication, Incident Command System (ICS), disaster plans, and safety/security themes were considered in most of the studies, while waste management and the handling of dead bodies were given the least priority, considered only in eight and three studies, respectively.

Overall, isolation/decontamination facilities, Incident Command Centre (ICC), intensive care unit/ICU, and laboratories were considered frequently under the space domain, while access routes and morgue space were given less priority. For the stuff domain, PPE, medicines, and medical equipment were frequently considered in the broad category of logistics, while back-up power, stockpiling, and transport-related themes were considered less frequently. Capacity-building-related themes were frequently considered under the staff domain, while psychological well-being-related themes were given less priority. Further, communication, ICS, and disaster plans were considered frequently under the system domain, while the waste management and handling of dead bodies were given less priority in the majority of the study tools.

## Discussion

This is the first study to review publications assessing hospital-level disaster preparedness across the world using the 4S framework. Over the decade, the annual rate of publications varied considerably, with an overall increase up to 2016, and surprisingly, a reduction thereafter. Also, the developing countries with “Medium” and “Low” HDI featured less in terms of publications on hospital disaster preparedness. However, the developing countries with “High” HD contributed to a similar number of publications to developed countries.

Surprisingly, this study found that the number of publications was reduced during the second-half of the decade despite the increase in disaster events globally. In contrast, a past study conducted on public health emergency preparedness from 1997–2008 reported that there was a 33% growth of publications per year.<sup>78</sup> Interestingly, Iran, as a highly vulnerable country to both natural and human-made disasters,<sup>1</sup> has published the majority of studies on hospital disaster preparedness. Therefore, the Eastern Mediterranean region has recorded the highest number of publications during the decade.

One of the important findings of the study was the significant interest in chemical hazards, CBRN, and bio-terrorism hazards in the Americas and European regions. All of these publications originated from developed countries such as USA, Italy, and Finland. Similarly, a study conducted by Mohsen, et al found that the majority of research on biological events were from USA, China, and Canada.<sup>79</sup> This trend may be due to assumed international best practice for disaster preparedness being adopted by the European Union and other developed nations.<sup>80</sup> However, no country is immune from CBRN threats, and therefore, those countries with more advanced disaster preparedness monitoring would have the capacity to partner with developing countries in implementing adequate preparedness measures for CBRN emergencies. The main focus of the South-East Asian region was on natural disasters, such as floods, and infectious disease outbreaks; none of the countries in the region published a study on man-made disasters during the decade. The Easter-Sunday terrorist attack that occurred in 2019 in Sri Lanka highlighted the importance of preparedness for CBRN events.<sup>81</sup>



| HDI  | Country      | Hazard Type (No. of Publications in Each Type) |
|--|--------------|--|
| Very High HD<br>(Developed Countries<br>Except Saudi Arabia)<br>Number of<br>Publications:<br>22 (41%) | Ireland      | Influ (1)                                      |
|  | Switzerland  | AH (1)   |
|  | Hong Kong    | AH (1)   |
|  | Australia    | AH (1), Ext. dis (1)                           |
|  | Netherlands  | Ebola (1)                                      |
|  | Finland      | Chem (1)                                       |
|  | UK           | AH (1), Ebola (1)                              |
|  | New Zealand  | MC (1)   |
|  | Canada       | Ex. Weat (1), MC (1)                           |
|  | USA          | AH (2), CBRNE (1),<br>Chem (1), COVID (1)      |
|  | Italy        | CBRN (1)                                       |
|  | Saudi Arabia | AH (3)   |
| Croatia  | MC (1)       |  |
| High HD<br>(Developing<br>Countries)<br>Number of<br>Publications:<br>24 (45%)                         | Iran         | AH (9), ND (2), EQ (1)                         |
|  | Sri Lanka    | AH (1), Flood (1)                              |
|  | Thailand     | Flood (1), Influenza (1)                       |
|  | China        | AH (4), BT (1), PHE<br>(1)                     |
|  | Taiwan       | AH (1)   |
|  | South Africa | MC (1)   |
| Medium HD<br>(Developing<br>Countries)<br>Number of<br>Publications: 4 (8%)                            | India        | Ebola (2), COVID (1)                           |
|  | Cambodia     | Influ (1)                                      |
|  | Pakistan     | AH (1)   |
| Low HD (Developing<br>Countries)<br>Number of<br>Publications: 3 (6%)                                  | Yemen        | AH (1), MC (1)                                 |
|  | Tanzania     | AH (1)   |

Munasinghe © 2022 Prehospital and Disaster Medicine

**Table 4.** Number of Publications by UNHDI Including the Country and Hazard Type  
Abbreviations: UNHDI, United Nations Human Development Index; HD, Human Development; AH, All hazards; BT, Bioterrorism; PHE, Public Health Emergencies; MC, Mass Casualty; Ex. Weat, Extreme Weather events; Influenza, Influenza; Chem, Chemical events; CBRN, Chemical, Biological, Radiological, and Nuclear.

The global literature reports that the countries with a Low HDI have a lower research investment and are, therefore, less dominant in the research and development area.<sup>82</sup> Conversely, the countries with a High HDI dominate with research publications. This study has further emphasized that the countries with a Low HDI have less publications despite their high vulnerability to disasters.

A comprehensive plan should address every possible disaster scenario with contingency plans. Adequate preparedness of all 4S domains is, therefore, equally important. However, surprisingly, this study found that access routes, transport, morgue facilities, handling of dead bodies, back-up power, stockpiling, vaccination, rewards/incentives for staff, volunteer, and waste management themes were given less priority in most of the studies.

Regarding the access routes, the WHO emphasized that in order to ensure the safety of lives, hospitals and health facilities must remain safe, accessible, and functioning at maximum capacity during emergencies or disasters.<sup>83</sup> Therefore, the WHO has identified that a safe site and accessibility are important aspects of a hospital disaster preparedness. They also recommended hospitals be located near good roads with an adequate means of transportation. To ensure readiness in transport preparedness, the WHO recommends having adequate transport equipment, equipped ambulances, and other vehicles. Therefore, transport facilities are one of the crucial aspects under the staff preparedness, which is essential for transporting casualties from field to hospital, moving patients to other referral hospitals, and evacuating patients in an emergency or disaster situation.<sup>83</sup> However, this review identified that transport was neglected in the majority of the published studies.

This study identified that back-up power has also been neglected under the staff preparedness in the majority of the studies. Electric power is a critical lifeline of a hospital. A survey conducted in Japan found that 65% of disaster-base hospitals considered electricity to be the paramount lifeline for the functioning of their hospital.<sup>84</sup> All the medical devices, diagnostic equipment, communication devices, lighting, heating and cooling systems, elevators, and IT-based patient information systems become useless when there is a power failure. Therefore, back-up generators or a reliable alternative power source should be an essential part of the staff preparedness.

The study identified that most of the selected studies have ignored stockpiling under the staff preparedness. The WHO also emphasizes that hospitals have a stockpile of at least one week of adequate emergency medicines and supplies when preparing for disasters.<sup>83</sup> The COVID-19 pandemic has proven that stockpiling is a cornerstone of a holistic approach to disaster preparedness.<sup>85</sup> One of the biggest reasons for countries to fail in their initial response to the pandemic was the lack of necessary PPE and emergency equipment to deal with the pandemic. Therefore, in addition to having a national stockpile, it is important to have an individual hospital stockpile of critical medicines, vaccines, emergency equipment, and supplies.<sup>85</sup> Periodic reviews and dynamic use of stockpiles are also necessary to ensure the effective use of stored equipment and other items before their expiry.

The study also found that morgue facilities and dead body handling were neglected themes under the space and the system preparedness, respectively. However, the COVID-19 pandemic has highlighted the importance of ensuring adequate morgue capacities in hospitals. For example, in India, during the peak of the pandemic, hospital morgues and crematoriums were overwhelmed and the bodies were piled up due to inadequate morgue facilities.<sup>86</sup> Therefore, in order to ensure proper identification and handling of dead bodies, adequate morgue capacity, temporary morgue spaces, cold storage facilities, and adequately trained staff are crucial.<sup>57</sup>

The study also identified that vaccination, rewards/incentive, and volunteer themes were neglected by the majority of studies under staff preparedness. The COVID-19 pandemic highlighted how important vaccination, volunteers, and rewarding were in improving psychological well-being of the staff. Martinese, et al examined the measures motivating hospital workers to report for duty during a crisis situation. They identified preventative measures for self and family, followed by alternative accommodation and financial incentives as high priority incentives.<sup>87</sup> Another study also reported that access to PPE and vaccines, childcare

| Domains   | Indicators  | Number of Articles (%)   | Reference   |   |
|---|---|--|---|---|
| Space   | Infrastructure  | 20 (38%)   | 32,33,35,37,39,40,43,47,50,51,56,57,62,63,65,68,70,71,74,76             |   |
|   | Isolation Facilities, Decontamination Facilities  | 16 (30%)   | 33,35,44,45,47,50,52,53,59,60,62,67,70,72,74,76                         |   |
|   | ICC, ICU, Theatre, Laboratory   | 10 (19%)   | 25,27,33,35,37,51,57,63,70,74   |   |
|   | Morgue Facilities   | 7 (13%)  | 33,45,54,56,57,60,74  |   |
|   | Accessibility/Access Routes   | 5 (9%)   | 39,42,57,67,68  |   |
| Stuff   | Logistics   | 31 (58%)   | 25,26,28,30,31,34–40,44,45,47,49,51,54,55,57,58,60,63,65–67,70,72–74,76 |   |
|   | PPE   | 26 (49%)   | 25,32,33,35–39,41,42,44,45,47,50,52,57,59,65,67,69,71,73–77             |   |
|   | Medicines, Medical Equipment, Medical Gases, and Other Supplies (Food, Water, Fuel Reserves)  | 26 (49%)   | 29–32,36–39,41,43,47,48,51,54,56,57,60,62–65,70,71,74–76                |   |
|   | Back-Up Communication Devices   | 18 (34%)   | 27,28,32,36,38,42,49,51,54,57,62,63,67,70,71,74,76,77                   |   |
|   | Back-Up Power   | 12 (23%)   | 32,38,43,51,57,62,63,70,71,73,74,76                                     |   |
|   | Stockpiling   | 12 (23%)   | 32,36,38,44,50,54,57,62,63,70,74,76                                     |   |
|   | Vehicles, Transport Equipment   | 11 (21%)   | 26,31,43,49,57,63,65,68,70,74,76  |   |
|   | Training/Education/Capacity Building  | 41 (77%)   | 25,26,28–30,32–41,43,44,46–48,50,51,54–57,59–68,70,72–74,76             |   |
|   | Drills/Simulation Exercises   | 34 (64%)   | 25,29,32,33,35–48,52,54,55,57,58,60–62,65–68,70,72,74,76                |   |
|   | Knowledge and Skills  | 13 (25%)   | 31,38,39,50,52,53,57,58,62,64,65,75,77                                  |   |
| Staff   | Psychosocial Support Staff/Victims  | 13 (25%)   | 32,38,50,57,58,60–62,69,71,74,76,77                                     |   |
|   | Staff Well-Being, Roster Arrangement, Food, Water, Accommodation, Transport, Domestic Support | 10 (19%)   | 33,38,45,49,50,57,62,70,74,76   |   |
|   | Vaccination   | 7 (13%)  | 29,44,48,62,68,70,76  |   |
|   | Rewards/Incentives  | 6 (11%)  | 25,32,44,45,70,76   |   |
|   | Volunteers  | 6 (11%)  | 32,38,40,57,60,76   |   |
|   | Systems   | Information Management/Communication System                                  | 42 (79%)  | 25–29,32–34,36–39,41–43,45,49,51–57,59–71,73–77                   |
|   |   | ICS  | 41 (77%)  | 25–29,32–34,36,38,40–47,49,51,52,54–57,59–66,68,71–77             |
|   |   | Disaster Plans   | 36 (68%)  | 25,27,29,32–34,36–40,42,44,45,47–52,54–60,62,64,66,67,70–72,75,76 |
|   |   | Safety/Security System (Including Evacuation, Crowd Control, Transportation) | 32 (60%)  | 26,28,32,33,35,38,39,41,43,45,49–52,54–57,60,62–64,66,68–74,76,77 |
|   |   | Triage   | 27 (51%)  | 25,32,33,35,38,40,45,46,49,50,53–55,58–64,66,68,70,73,74,76,77    |
| Cooperation and Coordination with Other Health/Non-Health Sector Facilities, and the Public (Including MOUs/Contracts/Agreements) |   | 25 (47%)   | 25,26,29,32–35,37–39,41,45,47,48,50,52,56,57,60,62,63,70,71,74,76       |   |
| Surge Capacity  |   | 25 (47%)   | 25,29,31–33,40,41,44,45,49,50,54–57,60,62,63,66,68,70,71,73,74,76       |   |
| CES   |   | 20 (38%)   | 26,28,29,32,34,40,49,54,56,57,60,62,63,66,68,70,73–76                   |   |
| SOP/Protocols/Guidelines  |   | 19 (36%)   | 25,29,34,35,37,38,42,47,48,57–60,66,68–71,74                            |   |
| PDR   |   | 18 (34%)   | 32,38,40,48,49,54–56,60,62,63,66,68,70,71,73,74,76                      |   |
| Isolation, Decontamination, and Quarantine  |   | 15 (28%)   | 25,31,33,38,41,47,52,53,60,68–70,74,76,77                               |   |
| Surveillance, Early Warning, Outbreak Management System   |   | 13 (25%)   | 25,34,35,42,48,60,62,63,67,70–72,76                                     |   |
| Waste Management  |   | 8 (15%)  | 37,43,47,60,63,68,71,74   |   |
| Dead Body Handling  | 3 (6%)  | 33,57,77   |   |   |

Munasinghe © 2022 Prehospital and Disaster Medicine

**Table 5.** Analysis of Different Themes/Components of Study Instruments According to 4S Domains

Abbreviations: ICC, Incident Command Centre; ICU, Intensive Care Unit; ICS, Incident Command System; SOP, Standard Operating Procedure; MOU, Memorandum of Understanding; PPE, Personal Protective Equipment; CES, Continuity of Essential Services; PDR, Post-Disaster Recovery.

arrangements, volunteers' networks, adequate training, and protection from disaster-related legal sanctions are some of the major incentives to motivate staff during disasters.<sup>88</sup> Therefore, these aspects should be considered in emergency planning as it plays a key role in motivating staff to work in disaster situations.

The study found that waste management was given the least priority under system preparedness. Waste management is an

essential part of disaster preparedness, especially given that clinical waste should be handled carefully as it contains hazardous materials such as infectious, toxic, and radioactive substances.<sup>89</sup> The WHO recently reported that tons of extra medical waste from the COVID-19 response put enormous strains on health care waste management systems around the world. Therefore, the WHO emphasizes the dire need of improving the waste management

practices in order to minimize the human and environmental impacts. Improper waste management could result in secondary disasters. Therefore, contingency plans are necessary for managing hospital waste as well as the waste generated in CBRN events.

As highlighted in the above discussion, all of these less prioritized areas have a significant impact in different disaster scenarios. Therefore, in a comprehensive disaster plan based on an all-hazard approach, it is also important to address these neglected aspects the same way as frequently prioritized areas.

### Limitations

This study selected only the published articles on hospital-based disaster preparedness studies. However, there may be some publications related to hospital disaster preparedness in community or public health preparedness studies that were not published on the databases searched. In addition, this study selected only articles written in the English language from 2011–2020.

### Conclusion

Few published studies used a toolkit, checklist, or questionnaire to assess hospital disaster preparedness across the world during the decade of 2011–2020. The countries with Low HD have a smaller number of publications and the developing countries generally have less focus on CBRN preparedness. The majority of the past studies

have neglected some crucial aspects of hospital disaster preparedness. Important preparedness themes were identified under each domain of the 4S framework, and these aspects should be properly addressed in order to ensure adequate preparedness of hospitals. The results of this systematic review can be used for planning a comprehensive disaster preparedness tool.

### Author Contributions

NM and GO: conceptualization, designing, screening and selection of studies, and analysis of the selected studies. NM: writing and preparation of the draft. GO and PC: supervising, reviewing, editing, and approving the final version of the manuscript for submission.

### Acknowledgements

The authors would like to thank Ms. Lorena Romero, Senior Librarian, Alfred Health (Melbourne, Australia) for her assistance with planning the search strategies; and Mr. Adam Clark, Manager, Library Services at Alfred Health for his guidance on EndNote references.

### Supplementary Materials

To view supplementary material for this article, please visit <https://doi.org/10.1017/S1049023X22001212>

### References

- International Federation of Red Cross and Red Crescent Societies. World disasters report 2020: Geneva, Switzerland. 2020: [https://www.ifrc.org/sites/default/files/2021-05/20201116\\_WorldDisasters\\_Full.pdf](https://www.ifrc.org/sites/default/files/2021-05/20201116_WorldDisasters_Full.pdf). Accessed December 12, 2020.
- Shoss MK, Horan KA, DiStaso M, LeNoble CA, Naranjo A. The conflicting impact of COVID-19's health and economic crises on helping. *Group Organization Management*. 2021;46(1):3–37.
- Arvin J. Natural disasters are increasing. The world's poorest are left to fend for themselves. *Vox Media*. <https://www.vox.com/21571842/coronavirus-pandemic-climate-change-covid-19-natural-disaster-vaccine>. Published 2020. Accessed December 12, 2021.
- United Nations Office for Disaster Risk Reduction. *Human Cost of Disasters: An Overview of the Last 20 Years 2000–2019*. Geneva, Switzerland: UNDRR; 2020.
- Mulyasari F, Inoue S, Prashar S, et al. Disaster preparedness: looking through the lens of hospitals in Japan. *Int J Disaster Risk Sci*. 2013;4(2):89–100.
- Nohara M. Impact of the Great East Japan Earthquake and tsunami on health, medical care and public health systems in Iwate Prefecture, Japan, 2011. *Western Pac Surveill Resp J*. 2011;2(4):24.
- World Health Organization. *Hospitals safe from disasters: 2008–2009 world disaster reduction campaign*. Geneva, Switzerland: World Health Organization; 2009: <https://www.unisdr.org/2009/campaign/pdf/wdrc-2008-2009-information-kit.pdf>. Accessed November 10, 2021.
- BBC News. India Covid: hospitals overwhelmed as deaths pass 200,000. BBC. <https://www.bbc.com/news/world-asia-56919924>. Published 2021. Updated 2021. Accessed June 10, 2021.
- Jayawardena P. Bridging the gaps: the COVID-19 crisis and Sri Lanka's healthcare response. *Talking Economics*. <https://www.ips.lk/talkingeconomics/2021/09/02/bridging-the-gaps-the-covid-19-crisis-and-sri-lankas-healthcare-response/>. Published 2021. Accessed February 09, 2022.
- Asian Development Bank. Sri Lanka 2005 post-tsunami recovery program: preliminary damage and needs assessment. Colombo, Sri Lanka: Asian Development Bank, Japan Bank for International Cooperation and World Bank; 2005: <http://www.alnap.org/help-library/sri-lanka-2005-post-tsunami-recovery-program-preliminary-damage-and-needs-assessment>. Accessed November 12, 2021.
- Reliefweb. Sri Lanka: floods and landslides situation report no. 2. Reliefweb. <https://reliefweb.int/report/sri-lanka/sri-lanka-floods-and-landslides-situation-report-no-2-26-may-2016>. Published 2016. Accessed November 13, 2021.
- Ministry of Disaster Management. Sri Lanka rapid post disaster needs assessment: floods and landslides, May 2017. Colombo, Sri Lanka: Ministry of Disaster Management; 2017: <https://reliefweb.int/sites/reliefweb.int/files/resources/PDNA%20Sri%20lanka%202017-1.pdf>. Accessed December 05, 2021.
- Siriwardhana C, Wickramage K. Conflict, forced displacement and health in Sri Lanka: a review of the research landscape. *Confl Health*. 2014;8(1):22–22.
- Reliefweb. Sri Lanka: easter Sunday attack - emergency plan of action (EPoA) update. Reliefweb. <https://reliefweb.int/report/sri-lanka/sri-lanka-easter-sunday-attack-emergency-plan-action-epoa-update-n-1-dref-n>. Published 2019. Accessed November 08, 2021.
- Persoff J, Ormoff D, Little C. The role of hospital medicine in emergency preparedness: a framework for hospitalist leadership in disaster preparedness, response, and recovery. *J Hosp Med*. 2018;13(10):713–718.
- Joanna Briggs Institute. *Joanna Briggs institute reviewers' manual 2015: methodology for JBI scoping reviews*. South Australia: The Joanna Briggs Institute; 2015. <https://nursing.lsuhsu.edu/JBI/docs/ReviewersManuals/Scoping-.pdf>. Accessed August 03, 2021.
- World Health Organization. Countries. World Health Organization. <https://www.who.int/countries>. Published 2022. Accessed January 01, 2022.
- World Health Organization. WHO presence in countries, territories and areas: 2017 report. Geneva, Switzerland: World Health Organization; 2017. <https://apps.who.int/iris/bitstream/handle/10665/255448/WHO-CCU-17.04-eng.pdf?sequence=1&isAllowed=y>. Accessed January 01, 2022.
- United Nations. Human development report 2020. New York, USA: United Nations Development Program; 2020. <https://hdr.undp.org/en/2020-report>. Accessed January 01, 2022.
- Munasinghe NL, O'Reilly G, Cameron P. Examining the experience and lessons learnt for disaster-preparedness in Sri Lankan hospitals: a scoping review. *Int J Disaster Risk Reduct*. 2021;64.
- Watson SK, Rudge JW, Coker R. Health systems' "surge capacity:" state of the art and priorities for future research. *Milbank Q*. 2013;91(1):78–122.
- Tang R. *Evaluation of Hospital Preparedness for Public Health Emergencies in Sichuan (China)* [Doctoral dissertation]. Queensland University of Technology; 2015.
- Hick JL, Koenig KL, Barbisch D, Bey TA. Surge capacity concepts for health care facilities: the CO-S-TR model for initial incident assessment. *Disaster Med Pub Health Prep*. 2008;2(S1):S51–S57.
- Lavonne MA. Exploring the concept of surge capacity. *Online J Issues Nurs*. 2009;14(2):1F.
- Vong S, Samuel R, Gould P, et al. Assessment of Ebola virus disease preparedness in the WHO South-East Asia Region. *Bull World Health Organ*. 2016;94(12):913–924.
- Rahmati-Najarkolaei F, Moeeni A, Ebadi A, Heidarlanu E. Assessment of a military hospital's disaster preparedness using a health incident command system. *Trauma Monthly*. 2016;22(2).
- Corrigan E, Samrasinghe I. Disaster preparedness in an Australian urban trauma center: staff knowledge and perceptions. *Prehosp Disaster Med*. 2012;27(5):432–438.
- Sobhani G, Khammarnia M, Hayati R, Ravangard R, Heydari AR, Heydarvand S. Investigation of the preparedness level of the hospitals against disasters in Bandar Abbas, Iran, in 2012. *J Pak Med Assoc*. 2014;64(5):506–509.



29. Yantao X. Assessment of hospital emergency management in the Beijing area. *Prehosp Disaster Med.* 2011;26(3):180–183.
30. Schwanke Khilji SU, Rudge JW, Drake T, et al. Distribution of selected healthcare resources for influenza pandemic response in Cambodia. *Int J Equity Health.* 2013;12:82.
31. Jama TJ, Kuisma MJ. Preparedness of Finnish Emergency Medical Services for chemical emergencies. *Prehosp Disaster Med.* 2016;31(4):392–396.
32. Zhong S, Hou XY, Clark M, et al. Disaster resilience in tertiary hospitals: a cross-sectional survey in Shandong Province, China. *BMC Health Serv Res.* 2014;14:135.
33. Vick DJ. *Assessment of Community Hospital Disaster Preparedness in New York State.* Ann Arbor, Michigan USA: ProQuest Dissertations Publishing; 2017.
34. Seyedin H, Ryan J, Sedghi S. Lessons learnt from the past and preparedness for the future: how a developing country copes with major incidents. *Emerg Med J.* 2011;28(10):887–891.
35. de Jong MD, Reusken C, Horby P, et al. Preparedness for admission of patients with suspected Ebola virus disease in European hospitals: a survey, August–September 2014. *Euro Surveill.* 2014;19(48):20980.
36. Gao L, Wu Q, Li Y, et al. How prepared are hospitals' emergency management capacity? factors influencing efficiency of disaster rescue. *Disaster Med Public Health Prep.* 2018;12(2):176–183.
37. Martin TC, Chand MA, Bogue P, et al. Cross-sectional study of Ebola virus disease preparedness among National Health Service hospital trusts in England. *J Hosp Infect.* 2015;91(1):11–18.
38. Chen TF, Chou KR, Liao YM, Ho CH, Chung MH. Construct validity and reliability of the Chinese version of the Disaster Preparedness Evaluation Tool in Taiwan. *J Clin Nurs.* 2015;24(7–8):1132–1143.
39. Farley JM, Suraweera I, Perera W, Hess J, Ebi KL. Evaluation of flood preparedness in government healthcare facilities in Eastern Province, Sri Lanka. *Glob Health Action.* 2017;10(1):1331539.
40. Rattanakanlaya K, Sukonthasarn A, Wangsrikhun S, Chanprasit C. A survey of flood disaster preparedness among hospitals in the central region of Thailand. *Australas Emerg Nurs J.* 2016;19(4):191–197.
41. Valesky W, Silverberg M, Gillett B, et al. Assessment of hospital disaster preparedness for the 2010 FIFA World Cup using an internet-based, long-distance tabletop drill. *Prehosp Disaster Med.* 2011;26(3):192–195.
42. Prateepko T, Chongsuvitwong V. Preparedness against an influenza pandemic of the frontline health facilities in southern Thailand: factor and cluster analyses. *Asia Pac J Public Health.* 2012;24(1):28–38.
43. Lakbala P. Hospital workers disaster management and hospital nonstructural: a study in Bandar Abbas, Iran. *Glob J Health Sci.* 2015;8(4):221–226.
44. Reidy M, Ryan F, Hogan D, Lacey S, Buckley C. Preparedness of hospitals in the republic of Ireland for an influenza pandemic, an infection control perspective. *BMC Public Health.* 2015;15:847.
45. Al-Shareef AS, Alsulimani LK, Bojan HM, et al. Evaluation of hospitals' disaster preparedness plans in the holy city of Makkah (Mecca): a cross-sectional observation study. *Prehosp Disaster Med.* 2017;32(1):33–45.
46. Al-Shaqsi S, Gaudl R, McBride D, Al-Kashmiri A, Al-Harthy A. Self-reported preparedness of New Zealand acute care providers to mass emergencies before the Canterbury Earthquakes: a national survey. *Emerg Med Australas.* 2015;27(1):55–61.
47. Kollek D, Cwinn AA. Hospital emergency readiness overview study. *Prehosp Disaster Med.* 2011;26(3):159–165.
48. Ul-Haq Z, Shah BH, Ardakani M, et al. Health system preparedness in Pakistan for crisis management: a cross-sectional evaluation study. *East Mediterr Health J.* 2019;25(8):553–561.
49. Janati A, Sadeghi-Bazargani H, Hasanpoor E, Sokhanvar M, HaghGoshye E, Salehi A. Emergency response of Iranian hospitals against disasters: a practical framework for improvement. *Disaster Med Public Health Prep.* 2018;12(2):166–171.
50. Sharma SK, Sharma N. Hospital preparedness and resilience in public health emergencies at district hospitals and community health centers. *J Health Manag.* 2020;22(2):146–156.
51. Khazaei Monfared Y, Jamaly Z, Safi Keykale M, et al. How is training hospitals of Qazvin preparedness against disaster in 2015? *Ann Trop Med Public Health.* 2017;10(5):1205.
52. Dell'Era S, Hugli O, Dami F. Hospital disaster preparedness in Switzerland over a decade: a national survey. *Disaster Med Public Health Prep.* 2019;13(3):433–439.
53. Hasankhani H, Abdollahzadeh F, Shams SV, Dehghannejad J. Educational needs of emergency nurses according to the emergency condition preparedness criteria in hospitals of Tabriz University of Medical Sciences. *Iran J Crit Care Nurs.* 2012;5(3):159–165.
54. Koka PM, Sawe HR, Mbaya KR, et al. Disaster preparedness and response capacity of regional hospitals in Tanzania: a descriptive cross-sectional study. *BMC Health Serv Res.* 2018;18(1):835.
55. Naser WN, Ingrassia PL, Aladhræ S, Abdulaheem WA. A study of hospital disaster preparedness in South Yemen. *Prehosp Disaster Med.* 2018;33(2):133–138.
56. Bajow NA, Alkhalil SM. Evaluation and analysis of hospital disaster preparedness in Jeddah. *Health (N Y).* 2014;6(19):2668.
57. Munasinghe NL, Matsui K. Examining disaster preparedness at Matara district general hospital in Sri Lanka. *Int J of Disaster Risk Re.* 2019;40:101154.
58. Pekez-Pavliško T, Račić M, Jurišić D. A questionnaire study on the attitudes and previous experience of Croatian family physicians toward their preparedness for disaster management. *Bull Emerg Trauma.* 2018;6(2):162–168.
59. Kanwar A, Heppler S, Kanwar K, Brown CK. A survey of COVID-19 preparedness among hospitals in Idaho. *Infect Control Hosp Epidemiol.* 2020;41(9):1003–1010.
60. AlHarastani HAM, Alawad YI, Devi B, et al. Emergency and disaster preparedness at a tertiary medical city. *Disaster Med Public Health Prep.* 2021;15(4):458–468.
61. Lam RPK, Balsari S, Hung KKC, Hsiao KH, Leung LP, Leaning J. How do doctors and nurses in emergency departments in Hong Kong view their disaster preparedness? A cross-sectional territory-wide online survey. *Disaster Med Public Health Prep.* 2018;12(3):329–336.
62. Zhong S, Clark M, Hou XY, Zang Y, FitzGerald G. Validation of a framework for measuring hospital disaster resilience using factor analysis. *Int J Environ Res Public Health.* 2014;11(6):6335–6353.
63. Mahdaviyazad H, Abdolahifard GR. Assessing hospital disaster preparedness in Shiraz, Iran 2011: teaching versus private hospitals. *Am J Disaster Med.* 2013;8(1):65–73.
64. Salari H, Esfandiari A, Heidari A, Julace H, Rahimi SH. Survey of natural disasters preparedness in public and private hospitals of Islamic republic of Iran (case study of shiraz, 2011). *Int J Health Sys Dis Manag.* 2013;1(1):26.
65. Hosseini SM, Bahadori M, Raadabadi M, Ravangard R. Ranking hospitals based on the disaster preparedness using the TOPSIS technique in Western Iran. *Hosp Top.* 2019;97(1):23–31.
66. Aladhræ SA, Djalali A, Della Corte F, Alsabri M, El-Bakri NK, Ingrassia PL. Impact of the 2011 revolution on hospital disaster preparedness in Yemen. *Disaster Med Public Health Prep.* 2015;9(4):396–402.
67. Belsky JB, Klausner HA, Karson J, Dunne RB. Survey of emergency department chemical hazard preparedness in Michigan, USA: a seven-year comparison. *Prehosp Disaster Med.* 2016;31(2):224–227.
68. Der-Martirosian C, Radcliff TA, Gable AR, et al. Assessing hospital disaster readiness over time at the US Dept of Veteran's Affairs. *Prehosp Disaster Med.* 2017;32(1):46–57.
69. Olivieri C, Ingrassia PL, Della Corte F, et al. Hospital preparedness and response in CBRN emergencies: TIER assessment tool. *Eur J Emerg Med.* 2017;24(5):366–370.
70. Zhong S, Clark M, Hou XY, Zang Y, FitzGerald G. Development of key indicators of hospital resilience: a modified Delphi study. *J Health Serv Res Policy.* 2015;20(2):74–82.
71. Paterson J, Berry P, Ebi K, Varangu L. Health care facilities resilient to climate change impacts. *Int J Environ Res Public Health.* 2014;11(12):13097–13116.
72. Wang H, Jiang N, Shao S, Zheng T, Sun J. A comprehensive evaluation system for military hospitals' response capability to bio-terrorism. *Cell Biochem Biophys.* 2015;72(1):147–152.
73. Rezaei F, Maracy MR, Yarmohammadian MH, Sheikhbardsiri H. Hospitals preparedness using WHO guideline: a systematic review and meta-analysis. *Hong Kong J Emerg Med.* 2018;25(4):211–222.
74. Nekoie-Moghadam M, Kurland L, Moosazadeh M, Ingrassia PL, Della Corte F, Djalali A. Tools and checklists used for the evaluation of hospital disaster preparedness: a systematic review. *Disaster Med Public Health Prep.* 2016;10(5):781–788.
75. Kotora JG. An assessment of chemical, biological, radiologic, nuclear, and explosive preparedness among emergency department healthcare providers in an inner-city emergency department. *Am J Disaster Med.* 2015;10(3):189–204.
76. Zhong S, Clark M, Hou XY, Zang YL, FitzGerald G. Development of hospital disaster resilience: conceptual framework and potential measurement. *Emerg Med J.* 2014;31(11):930–938.
77. Worrall J. Are emergency care staff prepared for disaster? *Emerg Nurse.* 2012;19(9):31–37.
78. Savoia E, Massin-Short SB, Rodday AM, Aaron LA, Higdon MA, Stoto MA. Public health systems research in emergency preparedness: a review of the literature. *Am J Prev Med.* 2009;37(2):150–156.
79. Mohsen A, Mehrdad F, Abbas E, Gholam M, Pirhossein K, Hamid K. Hospital management preparedness tools in biological events: a scoping review. *J Educ Health Promotion.* 2019;8(1):234–234.
80. Sabol J, Šesták B, Polívka L, Mroz K. *Current Activities of the European Union in Fighting CBRN Terrorism Worldwide.* In: Dordrecht: Springer Netherlands:157–167.
81. Wickramaratne A. Emerging CBRNE threat from industrial and medical fields to the national security of Sri Lanka. 13th International Research Conference; 2020; Colombo, Sri Lanka.
82. Livingston G, Waring B, Pacheco LF, et al. Perspectives on the global disparity in ecological science. *Bioscience.* 2016;66(2):147–155.
83. World Health Organization. Regional Office for the Western P. *Safe Hospitals in Emergencies and Disasters: Structural, Non-Structural, and Functional Indicators.* Manila: WHO Regional Office for the Western Pacific; 2010.
84. Klinger C, Landeg O, Murray V. Power outages, extreme events, and health: a systematic review of the literature from 2011–2012. *PLoS Curr.* 2014;6.

85. MedTech Europe. Stockpiling as an instrument to strengthen public health emergency preparedness and healthcare systems' resilience. MedTech Europe. [https://www.medtecheurope.org/wp-content/uploads/2020/09/2020\\_mte\\_reflection-paper-stockpiling\\_092020.pdf](https://www.medtecheurope.org/wp-content/uploads/2020/09/2020_mte_reflection-paper-stockpiling_092020.pdf). Published 2020. Accessed February 27, 2022.
86. Dasgupta D, Mohan R. Families allowed to bury dead in backyards as India's COVID-19 surge overwhelms crematoriums. The Straits Times. <https://www.straitstimes.com/asia/south-asia/families-allowed-to-bury-dead-in-their-backyard-with-crematoriums-overwhelmed-by>. Published 2021. Accessed November 05, 2021.
87. Martinese F, Keijzers G, Grant S, Lind J. How would Australian hospital staff react to an avian influenza admission, or an influenza pandemic? *Emerg Med Australas*. 2009;21(1):12–24.
88. Powell T. Carrots and sticks: keeping healthcare workers on the job in a public health disaster. *Am J Bioeth*. 2008;8(8):20–21.
89. World Health Organization. Health-care waste. World Health Organization. <https://www.who.int/news-room/fact-sheets/detail/health-care-waste>. Published 2022. Accessed January 10, 2022.