

Subscription Requests

Free Subscriptions

Individuals requesting subscriptions, or wishing to change their address, should contact MTsubscriptions at:
AssociationManagement@microscopy.org

Subscription Policies

- Microscopists in the United States and Canada are eligible for gratis mail subscriptions.
- Microscopists in the rest of the world can subscribe to the print edition for \$60US.
- Microscopists in the rest of the world are eligible for gratis email alerts to the digital edition.
- Microscopists anywhere in the world may view the digital edition at the *Microscopy Today* website shown at the bottom of this page.

Digital Edition

- The digital edition is an exact replica of the print edition, advertisements and all.
- Features include dynamic pages with live webpage and email links, a word-level search function, and variable page magnification to enlarge both text and figures.

Microscopy Today has articles about:

- Innovative instruments and methods
- Applications in various fields
- Hints and tips for novices and experts
- Protocols in microscopy and microanalysis
- Microscopy facilities descriptions
- Meetings and courses
- Success stories in microscopy education
- Historical microscopy and pioneers
- Industry news and product news
- Humorous situations
- Opinions of our readers

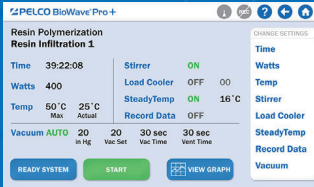
Index to Advertisers

AMT (www.amtimaging.com).....	6
Bruker Nano GmbH (www.bruker.com).....	47
CoolLED (www.cooled.com).....	10
Denton Vacuum (www.dentonvacuum.com).....	10
Diatome (www.emsdiasum.com)	23
Duniway (www.duniway.com).....	59
EDAX (www.edax.com).....	9
Electron Microscopy Sciences (www.emsdiasum.com).....	45, 57
FEI Company (www.fei.com).....	4
Geller MicroAnalytical Lab (www.gellermicro.com)	59
Hitachi High Technologies America (www.hitachi-hhta.com).....	Inside front cover
JEOL USA (www.jeolusa.com)	55, Outside back cover
Lumencor, Inc. (www.lumencor.com).....	21
minus k TECHNOLOGY (www.minusk.com)	60
Newport Corporation (www.newport.com).....	26
Oxford Instruments NanoAnalysis (www.oxinst.com/feature).....	29
Physik Instrumente (www.pi-usa.us).....	37
Protochips (www.protochips.com).....	27
Raith America (www.raith.com).....	59
SPI Supplies (www.2spi.com).....	35
Ted Pella, Inc. (www.tedpella.com).....	60, Inside back cover
TESCAN (www.tescan-usa.com).....	11
tousimis (www.tousimis.com).....	33
XEI Scientific (www.evactron.com).....	20
ZEISS (http://www.zeiss.com/microscopy/en_us/home.html) ...	53

PELCO BioWave® Pro+

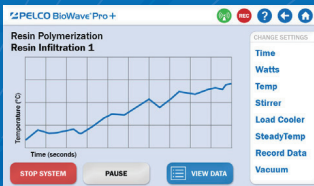
Trusted technology. Enhanced efficiency.

NEW



User-Friendly Run Screen

Responsive controls allow quick and easy adjustments to any setting.



Live Run-Time Graph

Clear view of run progress in real time. Easy one-button touch for graph or data view.




Simplified Protocol & Data Management

PC application affords straightforward protocol generation and recordable data review.



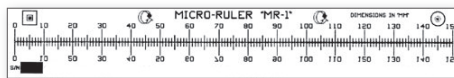
Learn more about the PELCO BioWave® Pro+ by visiting www.tedpella.com/biowave_pro_plus.htm

THE FUTURE OF MICROWAVE PROCESSING IS COMING THIS FALL



Glass & Quartz Microscope Slides

Diamond™ White - Superfrost™
Gold Seal® - Surface Treated Slides
Correlative Coverslips



Light Microscopy Calibration

Magnification Calibration
Fluorescence Reference Slides
Stage Micrometers



Slide Storage & Transport

Slide Boxes for Standard, Cryo
& Large Slides - Storage Cabinets
Filing Systems - Mailers



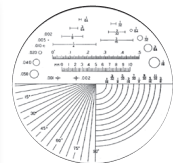
PELCO® LightStop™ Products

Store & Protect Light Sensitive Samples
Vials - Tubes - Wafer Carriers - Gel-Paks®



Magnifiers & Loupes

Measuring Magnifiers - Loupes
LED Lighted Magnifiers



Illuminators & Reticles

Fiber Optic, Cold Source & LED Illumination
Wide Range of Eyepiece Reticles

TED PELLA, INC.
Microscopy Products for Science and Industry

www.tedpella.com sales@tedpella.com 800-237-3526


NO COMPROMISE

ATOMIC RESOLUTION + FAST ANALYSIS

The New "Go-To" TEM from JEOL

F2

- Cold FEG boosts probe current
- Fast 3D EDS with dual SDD
- Wide-field STEM-EELS spectrum imaging
- Push-button beam conditions
- Ultra-stable, ultra-fast



JEOL

Solutions for Innovation



www.jeolusa.com
salesinfo@jeol.com • 978-535-5900

Learn more at www.jeolusa.com/F2

*STEM-HAADF image of Quasicrystal • Courtesy of Professor Emeritus K. Hiraga - Tohoku University