

Subscription Requests

Free Subscriptions

Individuals requesting subscriptions, or wishing to change their address, should contact MTsubscriptions at:
AssociationManagement@microscopy.org

Subscription Policies

- Microscopists in the United States are eligible for gratis mail subscriptions.
- Microscopists in Canada and Mexico may subscribe to the print edition for \$25US.
- Microscopists in the rest of the world may subscribe to the print edition for \$35US.
- Microscopists in outside the United States may request gratis email alerts to the digital edition.
- Microscopists anywhere in the world may view the digital edition at the *Microscopy Today* website shown at the bottom of this page.

Digital Edition

- The digital edition is an exact replica of the print edition, advertisements and all.
- Features include dynamic pages with live webpage and email links, a word-level search function, and variable page magnification to enlarge both text and figures.

Microscopy Today has articles about:

- Innovative instruments and methods
- Applications in various fields
- Hints and tips for novices and experts
- Protocols in microscopy and microanalysis
- Microscopy facilities descriptions
- Meetings and courses
- Success stories in microscopy education
- Historical microscopy and pioneers
- Industry news and product news
- Humorous situations
- Opinions of our readers

Subscription Customer Service

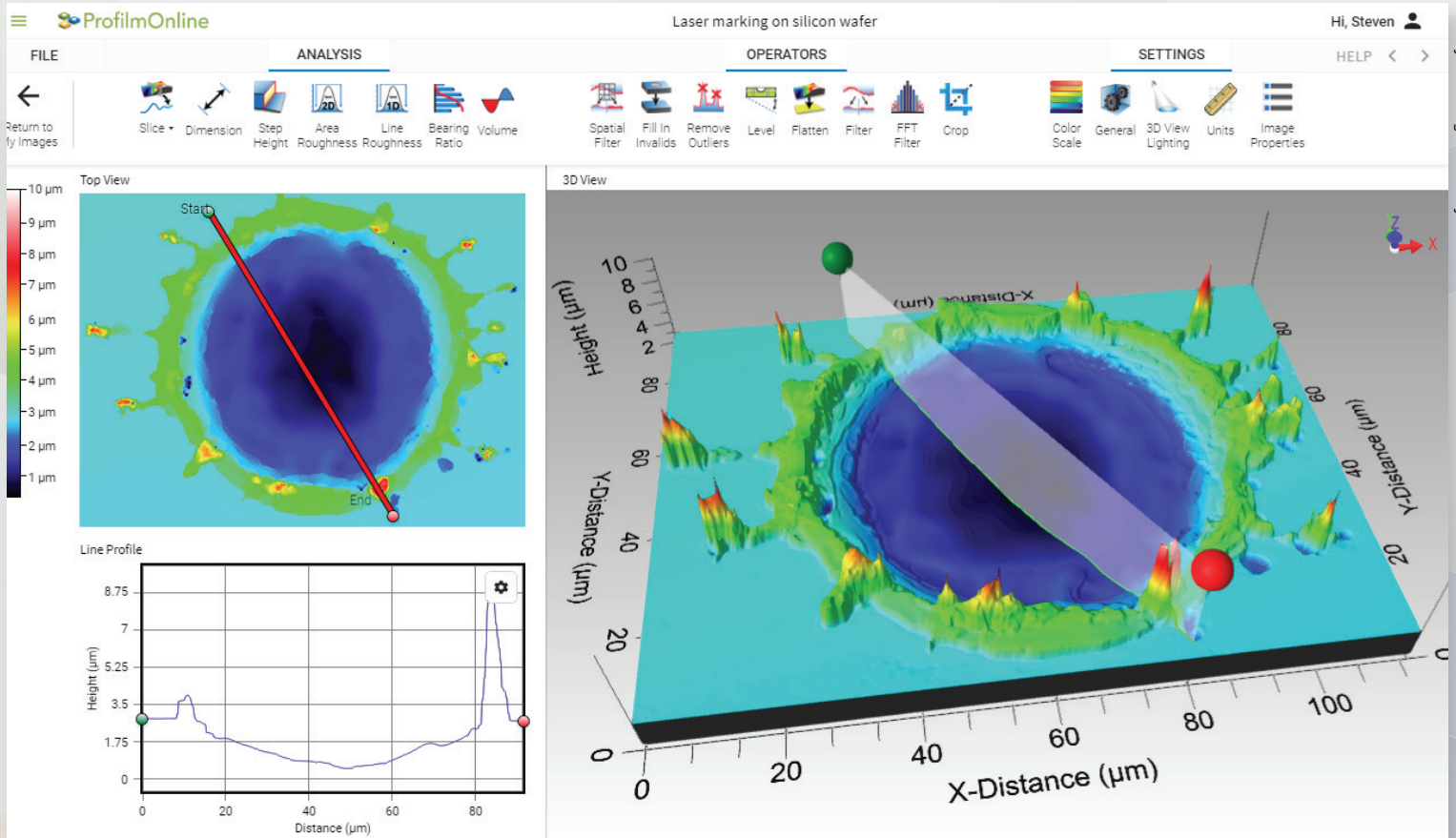
To change your address or your subscription profile, call 703-234-4115 or send an email request to associationmanagement@microscopy.org.

Index to Advertisers

Alluxa, Inc. (www.alluxa.com)	49
Basler (www.baslerweb.com/MEDICAL).....	48
Bruker Nano GmbH (www.bruker.com).....	33
CoolLED (www.cooled.com).....	55
Diatome (www.emsdiasum.com)	9
Duniway Stockroom (www.duniway.com)	54
EDAX (www.edax.com)	18
Electron Microscopy Sciences (www.emsdiasum.com)	11
FEI Houston Inc. (Thermo Fisher Scientific) (www.thermofisher.com/EM-Sales).....	35
Filmetrics (xwww.filmetrics.com).....	Inside back cover
Gatan (www.gatan.com)	25
Geller Microanalytical (www.gellermicro.com)	55
Hempstead Halide (www.hempsteadhalide.com)	38
Hitachi High Technologies America (www.hitachi-hhta.com).....	Inside front cover
IMC-19th Int. Microscopy Congress (www.imc19.com).....	59, 66
JEOL USA (www.jeolusa.com).....	Outside back cover
Kammarth Weiss (www.kammarth-weiss.com).....	45
Lumencor, Inc. (www.lumencor.com).....	32, 55
Microtechnics (www.microtechnics.com/Supra40).....	54
Minitool, Inc. (www.minitoolinc.com).....	54
minus k TECHNOLOGY (www.minusk.com).....	10
Navitar (www.navitar.com)	48
NexTEM (https://pnnl.cvent.com/nextem)	63
Oregon Physics (www.oregon-physics.com)	49
Oxford Instruments NanoAnalysis (nano.oxinst.com/m&m18).....	21
Physik Instrumente (www.pi-usa.us)	47
Rave Scientific (www.ravescientific.com)	41
Scientific Instruments & Applications (www.sia-cam.com)	45
Ted Pella, Inc. (www.tedpella.com)	6, 31
TESCAN (www.tescan-usa.com)	39
Thermo Fisher Scientific (www.thermofisher.com/EM-Sales)	4
tousimis (www.tousimis.com).....	43
TSS Microscopy (www.tssmicroscopy.com)	10
XEI Scientific (www.evactron.com).....	43
ZEISS (www.zeiss.com/microscopy/en_us/home.html)	19

NEW! Free Browser-based 3D-Image Viewer & Analyzer:

ProfilmOnline.com



Use ProfilmOnline to view, analyze, and share interactive 3D images from AFMs, profilometers, and other 3D microscopes—quickly with any desktop or mobile device!

- Rotate, pan, and zoom
- Filter, flatten, remove drift, adjust rows/columns, etc.
- Measure step heights, roughness, grains & particles, bumps & holes, and much more
- Stitch together multiple images

Join in seconds, or just check out the 100s of fascinating images at ProfilmOnline.com






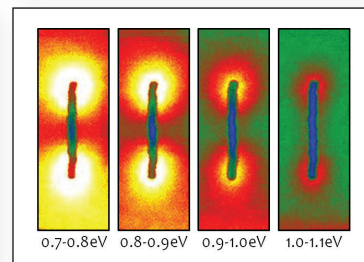
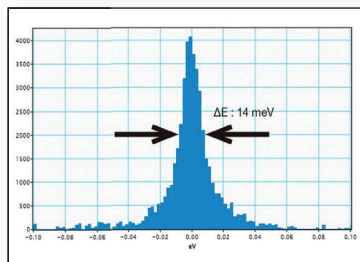


Atomic Resolution Transmission Electron Microscope

WWW.JEOLUSA.COM

MONOCHROMATED ARM200F

Spot-IN and Spot-OUT

- High Performance Dual Wien-filter Monochromator System
- True round monochromatic beam
- Atomic resolution at any energy resolution



Scan to see the uncompromised data.

<http://bit.ly/MonoTEM>

www.jeolusa.com • salesinfo@jeol.com • 978-535-5900