

The Journal of Laryngology and Otology

EDITED BY
G. H. BATEMAN

ASSISTANT EDITOR
LIONEL TAYLOR

Contents

✓ Tumours and other Diseases of the Salivary Glands in Relation to General Physiology and Pathology	DAVID H. PATEY	853 ✓
Combined Surgical-Radiological Treatment of Parotid Gland Fistulae	J. SCHINDEL, H. MARKOWICZ and B. LEVIE	867
Multicentric Sialoangiectasis: Investigated by Scintigraphy	H. GRÜNBERG and W. BÖRNER	871
Pathology of the Ear in the Cardio-auditory Syndrome of Jervell and Lange-Nielsen: Report of a Third Case with an Appendix on Possible Linkage with the Rh Blood Group Locus	I. FRIEDMANN, G. R. FRASER and P. FROGGATT	883
Inner Ear Protection After Experimental Teflon Piston Stapedectomy in Cats.	G. D. L. SMYTH, A. G. KERR and J. H. JONES	897
Stapedectomy and the Stapedius Reflex	W. B. COMAN and B. A. B. DALE	907
✓ The Management of Bilateral Choanal Atresia	K. E. HOGEMAN and N. G. TOREMALM	913 ✓
✓ A Method for Maintaining Middle-ear Ventilation in Children	R. HUNT-WILLIAMS	921 ✓
Clinical Records—		
✓ A Case of Choanal Atresia Treated with Asherson's Tubes	C. R. SALKELD S. N. SINHA	927 ✓
Fibrous Dysplasia of Ethmoid	and D. S. SARDANA	931
An Unusual Case of Fibrous Dysplasia	D. L. CHHANGANI, S. P. POPLI, K. K. AGARWAL and P. D. MALHOTRA	937
Scalp Abscess	Y. C. YADAV and A. KHANNA	945
General Notes		

Headley Brothers Ltd
Ashford, Kent

The Journal of Laryngology and Otology

(FOUNDED in 1887 by MORELL MACKENZIE and NORRIS WOLFENDEN)

EDITED BY

G. H. BATEMAN

ASSISTANT EDITOR
LIONEL TAYLOR

1. Original articles which have not been published elsewhere are invited and should be sent to the Editor. They are considered for publication on the understanding that they are contributed to this *Journal* solely. Reproduction elsewhere, in whole or in part, is not permitted without the previous written consent of the Author and Editor and the customary acknowledgment must be made.

2. Manuscripts should be typewritten, on one side only of the paper, and well spaced. Captions to illustrations should be typed on a separate sheet and sent at the same time as original photographs, etc.

The Harvard system of recording references should be used, e.g. GREEN, C., and BROWN, D. (1951) *J. Laryng.*, 65, 33. Abbreviations of Journals should follow the style recommended in *World Medical Periodicals*, published by World Health Organization, 1952.

It is most important that authors should verify *personally* the accuracy of every reference before submitting a paper for publication.

3. Galley proofs and engraver's proofs of illustrations are sent to the author. Corrections, which should be kept to a minimum, must be clearly marked, and no extra matter added. Proofs should be returned within 5 days.

4. Illustration blocks will normally be held by the Printers for three years, after which they will be destroyed. Any author is entitled to have these returned to him, but a request for this must be sent within three years of the appearance of the article, to HEADLEY BROTHERS LTD., The Invicta Press, Ashford, Kent. Coloured illustrations will be charged to authors, unless a special grant is authorized by the Editor.

5. Orders for reprints must be sent when returning galley proofs, and for this purpose special forms are supplied.

6. Editorial communications may be addressed to THE EDITOR, *Journal of Laryngology*, c/o HEADLEY BROTHERS LTD., The Invicta Press, Ashford, Kent.

7. The annual subscription is five guineas sterling (U.S.A. \$15) post free, and payable in advance.

8. Single copies will be on sale at 12s. 6d. each; copies of parts up to Vol. LXIII which are available may be purchased at 7s. 6d. each.

9. All subscriptions, advertising and business communications should be sent to the publishers, HEADLEY BROTHERS LTD., The Invicta Press, Ashford, Kent.

United States of America

Orders for this *Journal* may be sent through local booksellers, or to STECHERT-HAFNER, INC., 31-33 East 10th Street, New York, or direct to the publishers, HEADLEY BROTHERS LTD., The Invicta Press, Ashford, Kent, England.

© *Journal of Laryngology and Otology*, 1968

Refer your patients to

Ingrams

INDEPENDENT HEARING AID SUPPLIERS

*Ingrams have the
different makes
to choose from*

LONDON 2 Shepherd Street, London, W.1. Hyde Park 9041
(2 minutes from Green Park)

BIRMINGHAM 20 Auchinleck Sq, Broad St, Birmingham, 15. Midland 4314
(In the Five Ways Shopping Centre)

BRIGHTON 5 Duke Street, Brighton, 1, Brighton 28699
(First turning off West Street)

CROYDON 11 Essex House, College Road, Croydon. Croydon 4663
(Opposite the Technical College)

MANCHESTER Mansfield Chambers (Rooms 21 & 22), Blackfriars 4104
17 St. Anne's Square, Manchester, 2. (STD Code
(Off Deansgate) 061-834 4104)

...and in SCOTLAND it's BONOCHORD-INGRAMS...

ABERDEEN 461 Union Street, Aberdeen. Aberdeen 29632
(Near Holborn Junction)

EDINBURGH 17 Stafford Street, Edinburgh. Caledonian 1942
(Corner of Alva Street)

GLASGOW 38 Bath Street, Glasgow, C.2. Douglas 7710
*(Next door to Glasgow Corporation
Transport Office)*


Domiciliary visits in EVERY part of the country.

INGRAMS FOR THE LARGER RANGE OF HEARING AIDS—

Subscribers to the Code of Ethics of the Hearing Aid Industry Association.

Please mention *The Journal of Laryngology and Otology* when replying to advertisements

Announcing . . . an Audiometer of exceptional distinction



THE **AMPLIVOX** MODEL 103 DIAGNOSTIC AUDIOMETER

to ISO Specification R389:1964

A sophisticated design for the comprehensive evaluation of hearing acuity and the differential diagnosis of hearing impairments

- * Easy-to-use controls for all tests from simple clinical to advanced research levels
- * Narrow band masking for pure tone, wide band white noise for speech
- * Unique masking threshold indicator
- * Plug-in Adaptor for SISI and Lüscher Tests
- * Unique Patient's Signal assists subject's concentration
- * Photo-electric switching for noise-free operation
- * Twin channel facilities with multiple switching for dozens of tests
- * Plug-in circuit boards for ease of service
- * Output for free field audiometry

Please write for technical literature

AMPLIVOX

Hearing Centres, Ltd
Beresford Avenue, Wembley, Middx. Tel: 01-902 8991

Please mention *The Journal of Laryngology and Otology* when replying to advertisements

THE **AMPLIVOX** MODEL 103 DIAGNOSTIC AUDIOMETER

provides

- * Pure Tone by Air Conduction
- * Pure Tone by Bone Conduction
- * Narrow Band Masking
- * Wide Band White Noise Masking
- * Alternate Binaural Loudness Balance
- * Simultaneous Binaural Loudness Balance
- * Speech, Live Voice or Recorded
- * SISI Test
- * Lüscher DL Test
- * SAL Test
- * Rainville Test
- * Shifting Voice
- * Stenger Test, Pure Tone or Speech
- * Tone Decay Test
- * Output for Free Field Audiometry
- * Talk-over Facility
- * Dual Interrupters

and many other features in an instrument of great flexibility

also **CALIBRATION SERVICE,
SCREENING, SPEECH, CLINICAL
AND INDUSTRIAL AUDIOMETERS,
MANUAL AND BÉKÉSY**

plus **AUDIOMETER BOOTHS,
BEHAVIOURAL RESEARCH CABINS,
EXAMINATION ROOMS**

A complete service
for the Otologist including Ear Defenders, Hearing Aids, etc.

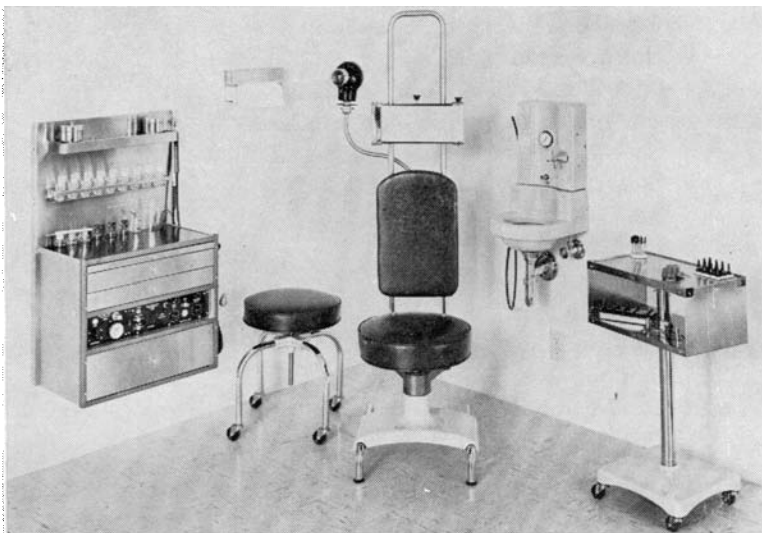


Please write for comprehensive literature to meet your needs

Please mention *The Journal of Laryngology and Otology* when replying to advertisements

Specifically designed for you and your patients. Precision-engineered, functionally-built equipment for the Ear, Nose and Throat and other Specialists.

S.M.R. keeps you and your patients' comfort and satisfaction in mind. Whatever your needs . . . whether they be for one unit or a completely equipped treatment room, you are assured of the finest . . . a room that reflects professional good taste.



Picture shows what can be done with small treatment room areas. The rooms are complete from the compact treatment unit to the physician's stool. Yet, this equipment fits easily and functionally into a small area. This is just one of many room arrangements available from S.M.R.



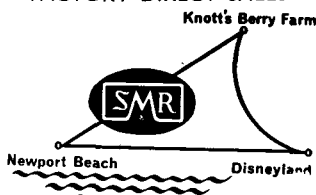
STAINLESS STEEL POLISH

SMR Stainless Steel Polish cleans and preserves with superior results—ends fingerprints, watermarks and surface stains.

22 oz. economy
size . . . \$2.50

SURGICAL MECHANICAL RESEARCH INC.

P.O. Box 1185, Newport Beach, Calif. 92663
FACTORY DIRECT SALES



Please send for our new catalog
Direct factory sales, F.O.B. Newport Beach, Calif.

Welcome to Booths 4-067-068
October 27 thru November 1, 1968
Palmer House Chicago AAOO Meeting

Please mention *The Journal of Laryngology and Otology* when replying to advertisements

What clinicians say about ORBENIN

Clinicians have frequently testified to the success of Orbenin in the treatment of Gram-positive infections. World Literature now contains over 400 references to Orbenin.

Pneumonia Lung Abscess Tonsillitis Pharyngitis Acute bronchitis

Septicaemia

Boils Carbuncles Infected dermatoses

Osteomyelitis Osteitis

Post-operative wound infections Burns Skin graft protection

Acute endocarditis

Staphylococcal enterocolitis Staphylococcal urinary tract infections
Staphylococcal meningitis

Dosage

Adults: 500mg (2 capsules) four times daily, by mouth. 250mg (1 vial) by intramuscular injection, four times daily.

Children: Under 2 years—quarter adult dose. 2-10 years—half adult dose.

In severe infections the dosage may be increased.

Contra-indications

Orbenin should not be given to patients with a penicillin allergy or administered by subconjunctival injection.

Side-effects

As with other penicillins.

Additional information is available on request.




Orbenin (Regd.) (cloxacillin sodium BP) is a product of British research at **Beecham Research Laboratories** Brentford, England. originators of the new penicillins.



PETERS AP/5 CLINIC AUDIOMETER

WITH SYNCHRONOUS MASKING



This new clinic audiometer of very advanced design offers:

- A continuous frequency range with continuously variable attenuation accurate and readable to less than 1 db.
- Synchronous masking. A new, accurate and speedier masking technique, which is semi-automatic.
- Narrow band masking for pure-tone measurements and white noise for speech.
- Automatic loudness balance switching.
- The SISI Test, the Rainville B.C. Test, automatic pulsing.
- Full speech facilities.
- Interchangeable slide and plug in sub-chassis.
- Operator checks of output and threshold.


Five additional features are offered by the still more advanced
PETERS AP/6 CLINIC AUDIOMETER

Both audiometers can be used with the "PETERS" automatic
BÉKÉSY ACCESSORY

write for full details to:

ALFRED PETERS AND SONS LTD
 GELL STREET SHEFFIELD 3

Please mention *The Journal of Laryngology and Otology* when replying to advertisements



THE E.N.T. CRYO- SURGICAL UNIT FROM KEELER . . .

21-27 MARYLEBONE LANE
LONDON W1

. . . developed in collaboration with surgeons has already proved of value in

- The removal of nasal polyps and/or their stumps.
- The necrosing of tonsillar remnants.
- Destruction of papillomata and angiomata in the food passages and ear.
- The removal or necrosing of the pituitary for pain relief in breast cancer.
- Assistance in simple or multiple dissecting techniques.


The Joule Thompson cooling principle—rapid expansion of gas under pressure—has proved completely successful over three years in the Amoils Cryo Unit, now acknowledged as the instrument of choice for ocular surgery. Now, utilizing the same proven principles, the A.C.U. 2 Unit is available with a comprehensive range of probes for cryogenic lesions in E.N.T. work.

Please mention *The Journal of Laryngology and Otology* when replying to advertisements

LINCO

Instruments for Audiology
*Manufacturers and Distributors of
 the World's leading makes*

PAEDIATRIC AUDIOMETER AU-1



A small pure-tone, free-field Audiometer intended for hearing tests of Babies and young Children. Designed by staff of the Atomic Weapons Research Establishment at Aldermaston Berkshire to the specification of Dr. K. P. Murphy of the Audiology Research Unit in Reading. It is manufactured under licence from the United Kingdom Atomic Energy Authority

Price
£37 10s.
 ex works



Our range includes instruments from the most eminent manufacturers throughout the world. Please let us know your needs

**G. C. Johnson, Leyton Instrument Co. Ltd., 54 Albert Road, Caversham,
 Reading, Berks Telephone: 0734 72293 Cables: Linco Reading**

THE LARYNGOSCOPE

A Monthly Journal
 devoted to the disease of
EAR, NOSE AND THROAT

*Official organ for the American Laryngological
 Rhinological and Otological Society*

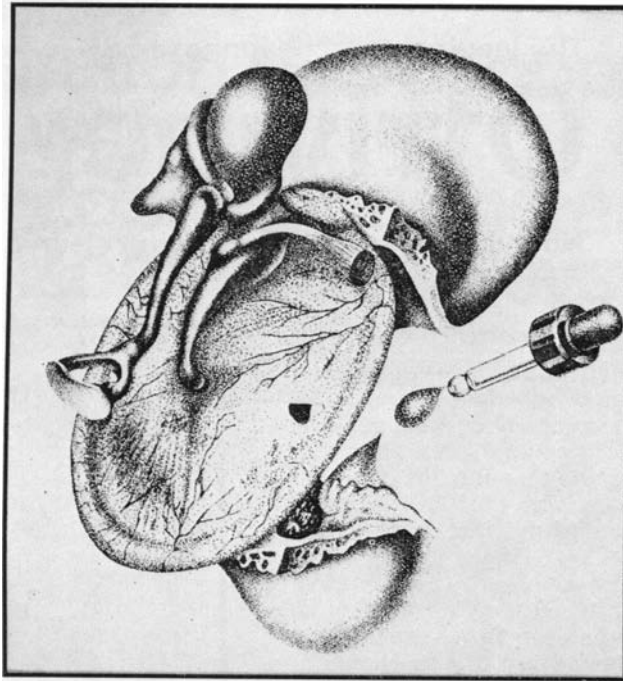
Price \$18.00 per year Canada \$19.00 per year
 Foreign \$19.00 per year

ESTABLISHED 1896

THEODORE E. WALSH, M.D.
 EDITOR

517 SOUTH EUCLID AVENUE
 SAINT LOUIS MO. 63110.

Please mention *The Journal of Laryngology and Otology* when replying to advertisements



Any earache, any age new AUDAX Ear Drops relieves pain in minutes

AUDAX formulation is unique providing choline saliyclate – a very effective local analgesic, anti-inflammatory and anti-pruritic agent with its own spectrum of anti-microbial action together with a penetrant to assure direct contact with the painful area.

analgesic, antimicrobial
anti-inflammatory, anti-pruritic

AUDAX Ear Drops are indicated in the following clinical conditions – acute and chronic otitis media, acute and chronic otitis externa, inflammation in the external auditory canal, and for the relief of pruritus and pain of boils and furuncles in the external auditory canal.

AUDAX Ear Drops contain no sensitising or irritant constituents.



Full information on request
H R Napp Limited, Watford, England

AUDAX is a regd. trade mark. A new product of Napp Group Research—dedicated to Physician and Patient.

Please mention *The Journal of Laryngology and Otology* when replying to advertisements

C I B A

The leading nasal decongestant

Otrivine®

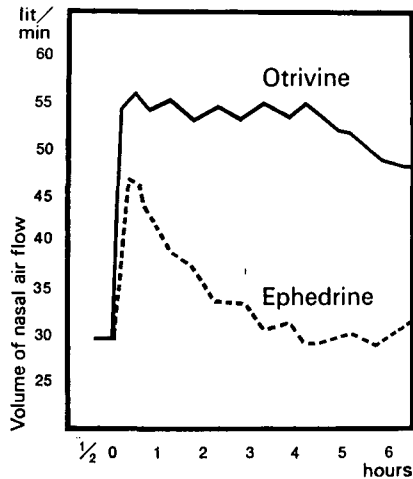
xylometazoline hydrochloride

Now well established as being clearly superior to ephedrine

Exceptionally prolonged effect

In a clinical trial* the decongestant effects of Otrivine and ephedrine were compared, by measurement of nasal air flow in patients with acute rhinitis. From the diagram it can be seen that the duration of action of Otrivine (1:1000) is some three times greater than that of ephedrine (1:100).

The prolonged action of Otrivine means that at night, when nasal congestion is often most troublesome, a single application on retiring is likely to ensure a good night's sleep.



Comparison of the length of effect of Otrivine and ephedrine. *Svenska Iktidn. (1964) 61, 378 ▶

Remarkable freedom from rebound hyperaemia

During world-wide clinical use only very occasional instances of rebound congestion have been reported with Otrivine. Rebound phenomena have often been demonstrated with ephedrine, however, occurring after as little as 90-120 minutes.

No systemic effects

In contrast to ephedrine, which can sometimes produce deleterious effects on circulation, blood pressure, and cardiac activity, such effects are unlikely to occur following the use of Otrivine in the nose when used in the recommended dosage.

Basic NHS prices


0.1% Nasal spray and drops ½ fl. oz. 3s. 4d.
Paediatric 0.05% 10ml 3s. 0d.
(with special safety dropper)

Detailed information on request
C I B A Laboratories Limited, Horsham, Sussex

O/5

Please mention *The Journal of Laryngology and Otology* when replying to advertisements

ZEISS Operation Microscope II with Zoom focusing and Zoom optical system



A revolutionary step in the design of surgical microscopes, giving complete foot-button control of—

- a Motorised height adjustment of the rollable stand.
- b Motorised fine focussing upwards and downwards
- c Motorised pancratic zoom system giving continuous magnification range 5x to 25x (with the zoom objective 200 mm and 12.5x oculars)

Accessories include Observation Tubes, Camera Attachments and Oculars for spectacle wearers.

Full details from Carl Zeiss at Degenhardt & Co. Ltd.
Carl Zeiss House, 20/22 Mortimer Street, London, W1N 8AP
01-636 8050 (15 lines)


ZEISS



West
Germany

Degenhardt

Please mention *The Journal of Laryngology and Otology* when replying to advertisements



THE DROP THAT SOOTHES THE INFECTED EAR

'Otosporin' rapidly destroys virtually *all* bacteria commonly found in ear infections, reduces irritation, inflammation and pain. 'Otosporin' brand Drops contain polymyxin B sulphate, neomycin sulphate and hydrocortisone in a bland suspension designed to facilitate penetration. Issued in bottles of 5 ml.

'OTOSPORIN'

Full information is available on request.



Burroughs Wellcome & Co. London
(The Wellcome Foundation Ltd.)

Please mention *The Journal of Laryngology and Otology* when replying to advertisements