




ARTICLE

Eleven vowels of Imilike Igbo including ATR and RTR schwa

Samuel Akinbo^{1,*} , Avery Ozburn^{1,2}, Gerald Nweya³ and Douglas Pulleyblank⁴

¹University of Toronto, ²University of Toronto Mississauga, ³University of Ibadan, and ⁴University of British Columbia

*Corresponding author. Email: samuel.akinbo@utoronto.ca

(Received 19 February 2022; revised 30 July 2023; accepted 11 August 2023;
first published online 20 December 2023)

Abstract

In this paper, we examine the acoustics of vowels in the Imilike [ɪmilikè] dialect of Igbo (Igboid, Niger-Congo), which has not previously been done. While Standard Igbo has eight vowels, previous auditorily-based research has identified eleven vowels in Imilike. Like Standard Igbo, Imilike contrasts vowels in Advanced/Retracted Tongue Root (ATR vs. RTR). We find that there are eleven vowels, distinguished most reliably by F1, B1, energy (dB) of voiced sound below 500Hz and duration. The results of this study also suggest that RTR vowels in Imilike might involve the laryngeal constriction and movement that accompany pharyngealization. The ATR and RTR schwas have similar phonological distribution and acoustic patterns as the other ATR and RTR vowels in the language.

Keywords Schwa; Vowel harmony; Acoustics; ATR; Igboid

1. Introduction: Imilike Igbo

In this paper, we examine the acoustics of vowels in the Imilike [ɪmilikè] dialect of Northern Igbo (Igboid, Niger-Congo) (Manfredi 1989). Imilike is spoken in several towns and villages in Enugu State, Nigeria (Nweya 2013, 2015). Standard Igbo has eight vowels (Emenanjo 1987; Ikekeonwu 1991; Emenanjo 2016), but auditorily-based research has identified eleven vowels in Imilike, as shown in Figure 1 (Nweya 2015). Like Standard Igbo, Imilike contrasts vowels in height, backness, tongue-root advancement (ATR). The three additional vowels that do not exist in Standard Igbo are the RTR mid front vowel [ɛ] and both the ATR and RTR versions of a nonlow central vowel, represented as ə and ɤ respectively. ATR and RTR schwas have also been identified in other dialects of Northern Igbo (Ikekeonwu et al. 1999; Mbah & Mbah 2010). In all documented dialects of Igbo, the low vowel [a] is occasionally central but slightly forward (e.g., Uguru 2015 on Ika Igbo, Emenanjo 1987: 5 on Standard Igbo), as illustrated in Figure 1.

Using X-ray cinematography, Ladefoged and Maddieson (1996) show that tongue-root retraction alongside the raising of the larynx distinguishes RTR vowels from their ATR counterparts in Standard Igbo. The labels RTR and ATR are meant to distinguish the two

© The Author(s), 2023. Published by Cambridge University Press on behalf of The International Phonetic Association. This is an Open Access article, distributed under the terms of the Creative Commons Attribution licence (<http://creativecommons.org/licenses/by-nc-nd/4.0/>), which permits unrestricted re-use, distribution and reproduction, provided the original article is properly cited.

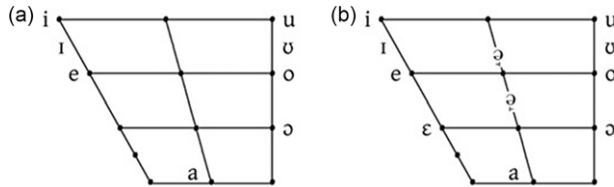


Figure 1. Vowel inventory of Standard Igbo (a) and Imilike Igbo (b).

series, and do not signify which articulatory structures cause the movements. With further data, these labels could change. However, based on these results, a distinction in the language has been recognized by both speakers and linguists. It has been called ATR/RTR based on initial observations, and it could equally well be called raised/lowered larynx based on current evidence. This paper will address the underlying phonetic cues, for further evidence towards the mechanism. Studies hypothesize that these same articulatory gestures distinguish the ATR and RTR schwas in Northern dialects of Igbo, including Imilike (e.g., Ikekeonwu et al. 1999; Mbah & Mbah 2010; Nweya 2015). However, this claim has not been investigated either acoustically or articulatorily. Studies that identify ATR and RTR schwas in Northern Igbo are auditorily-based mostly by speaker-linguists of the dialects (e.g. Ikekeonwu et al. 1999; Mbah & Mbah 2010; Nweya 2015). Consequently, we can say their research is also based on their intuition as native speakers of the language.

Unlike the other vowels in the language, the two schwas do not occur in V-initial syllables but can occur in other environments. With respect to the feature ATR and RTR, all the vowels exhibit contrastive distribution, as shown in the minimal pairs in (1).

(1) Minimal and near-minimal pairs with vowels

ATR		RTR	
a. tʃí	‘guardian spirit/self half’	tʃɪ	‘rule’
rú	‘reach’	rú	‘to be spoilt’
b. hé	‘take care of someone’	hɛ	‘third person plural pronoun (they)’
só	‘grow’	só	‘pass’
c. zɔ̌	‘inform’	zɔ̌	‘train’
gbé	‘crawl’	gbá	‘run’

The vowel [ɛ] is contrastive, but it occurs in free variation with the vowel [a] in some words, as shown in (2). While [ɛ] varies freely with [a], there are instances of [a] which do not vary with [ɛ]. This suggests that [ɛ] and [a] are distinct vowels.

(2) [ɛ] in free variation with [a] (Nweya 2015: 157)

éká	~	Áká	‘hand’
éṅá	~	Áṅá	‘eyes’
évá	~	Ávc	‘fall’
évú	~	ávú	‘pus’

The other vowels that occur in free variation with other vowels are the schwas. In this case, the two schwas in most words occur in free variation with high and low vowels, as shown in (3a). Whether the allophones of the schwas are high or low vowels depends on the word, but the schwas and their corresponding peripheral vowels in free variation have the same ATR feature. As a result of this, Nweya (2015) suggests that the schwas are not contrastive. That said, there are cases of words, such as the examples in (3b), where the schwas are invariant.

(3) Words with schwas in Imilike

	ATR		RTR	
a.	ìmp̩ə~mp̩i	‘horn’	̀nt̩ʃ̩ə~̀nt̩ʃ̩i	‘ears’
	ól̩ə~ól̩ú	‘neck’	̀sh̩ə~̀sh̩ú	‘vagina’
	̀òb̩əʃ̩í~̀òb̩íʃ̩í	‘cat’	̀ák̩ə̀k̩ə~̀ák̩ú̀k̩ú	‘sow’
	ív̩ə~ív̩ù	‘fat’	̀àl̩ə~̀àl̩à	‘land’
b.	ób̩ə	‘heart’	̀é̩g̩ə̀r̩ə	‘blacksmith’
	s ^w é!l̩ə	‘be tall’	̀é̩ʃ̩í~̀é̩!g̩ə	‘wild pig’

Similar to all varieties of Igbo and many African languages (Pulleyblank 1986 on Okpe (Edoid, Nigeria), Archangeli and Pulleyblank 2002 on Kinande (Bantu, DR Congo), Morton 2012 on Anii (Kwa, Ghana/Togo), Noske 1996 on Turkana (Nilotic, Kenya), Angsongna and Akinbo 2022; Angsongna 2023 on Dagaare (Mabia, Ghana), etc.), the grouping of vowels into ATR and RTR in Imilike is based in part on their phonological patterning in tongue-root harmony, which involves vowels in a specific domain obligatorily agreeing in the feature ATR/RTR. In this case, all the vowels in a specific domain are either ATR or RTR, as shown in (4a). Nonlow vowels only cooccur with vowels of the same ATR/RTR value, but the vowel [a] can cooccur with either ATR or RTR vowels, as shown in (4b).

(4) Root-internal vowel cooccurrence

	ATR		RTR	
a.	ímí	‘nose’	ídà	‘drum’
	úzù	‘dust’	tútútú	‘far’
	èsè	‘barn’	évú	‘pus’
	ógòdó	‘bed’	ùjò	‘happiness’
	obẹ	‘heart’	égẹrẹ	‘blacksmith’
b.	áféré	‘plate’	áṅú	‘drinking’
	àsè	‘investigation’	àṅì	‘we’

Similar to Standard Igbo (Zsiga 1992), ATR harmony also occurs across stem-affix boundaries in Imilike. The root vowels trigger harmony which targets prefixal and suffixal vowels, as illustrated in (5) where the targets are in boldface. All the ATR and RTR vowels, including the schwas, can be triggers and targets of tongue-root harmony. The low vowel [a] consistently triggers RTR harmony, as in (5b). While the vowel [a] can occur with ATR and RTR vowels, there are instances, such as the prefix in (5d), where the low vowel [a] alternates with [e] to agree in tongue-root feature with the adjacent stem vowel.

(5) Tongue-root harmony across stem-affix boundary

	ATR		RTR	
a.	ò- gbú -gbú	‘killing’	ò- bù -bù	‘slaughtering’
	ò-sì-sè	‘drawing’	ò- tjí -tjí	‘ruling’
b.	gbù- rẹ é!gẹ	‘killed a leopard’	rù- rẹ ú!lú:ka	‘built a church’
	rì- rẹ é!gẹ	‘ate a leopard’	tjí- rẹ éwú	‘ruled a goat’
	sè- rẹ é!gẹ	‘drew a leopard’	zà- rẹ	‘swept’
	wò- rẹ é!gẹ	‘took a leopard’	bò- rẹ éwú	‘slaughtered a goat’
	zọ- rẹ é!gẹ	‘stole a leopard’	tẹ- rẹ éwú	‘contributed a goat’

c.	ò-zǎ-zǎ	‘stealing’	ò-zǎ-zǎ	‘buying’
	ò-dzǎ-dzǎ	‘going/journey’	ò-tǎ-tǎ	‘contributing’
	ò-zǎ-zó	‘hiding’	ò-kǎ-kǎ	‘planting’
			ò-gbó-gbá	‘running’
d.	é-rí-!lé nírí hù:	‘don’t eat the food’	á-zǎ-lè	‘don’t train’
	é-wò-lè ná	‘don’t take one’	á-wú-lé ɛ́fí	‘don’t bathe’

In this paper, we conduct an acoustic study of Imilike Igbo, which has not previously been done. We confirm the eleven vowels acoustically and examine the phonetic correlates of the ATR contrast in the language. We find that the eleven vowels are most reliably distinguished by F1, B1, the energy (dB) of voiced sound below 500Hz and duration.

The paper is organized as follows: Section 2 gives some background on the feature ATR, including its typical phonetic correlates. Section 3 presents the research methodology, including the number of participants and the acoustic measurements. The results of the investigations are presented in Section 4. In Section 5, we present the discussion and conclusion of our investigation.

2. Background: The ATR feature

Advanced Tongue Root, or ATR, is a property of vowels that is very common in the languages of Sub-Saharan Africa, including both the Niger-Congo and Nilo-Saharan language families, along with certain other families outside of Africa (e.g., Tungusic). Vowels in such languages are either advanced (ATR) or retracted (RTR). Many languages with ATR contrasts also have ATR harmony, in which vowels within a domain (typically a word) must be either all ATR or all RTR.

A wide variety of phonetic correlates have been attributed to ATR, with variation both across languages and between speakers of the same language. For example, an X-ray study of Luo showed that different speakers differentiated ATR from RTR vowels using different articulatory mechanisms (Jacobson 1979). While it has been repeatedly shown that F1 is the usual acoustic correlate of ATR across a variety of languages (with RTR vowels having higher F1 than their ATR counterparts), the reliability of other properties like F2 and F3 varies from one language to another (Przedziecki 2005; Starwalt 2008). Studies have also shown that the bandwidth of the first formant (B1) can distinguish ATR/RTR contrasts in some languages (Hess 1992; Ladefoged & Maddieson 1996; Fulop *et al.* 1998). According to Ladefoged and Maddieson (1996: 301–302), the narrower bandwidths of ATR vowels are ‘probably because there is greater tension of the vocal tract walls and fewer acoustic losses in the region of the resonances’. However, Ladefoged and Maddieson (1996) did not confirm this claim in their study. An increased B1 has also been shown to correlate with breathiness (Klatt & Klatt 1990; Silverman *et al.* 1994). However, ATR vowels, which have breathiness as a characteristic in certain languages, are shown to have lower B1 (Reh 1996; Guion *et al.* 2004).

Breathy phonation as a property of ATR vowels can be understood if we consider the observation that many factors contribute to B1 values, including glottal configuration and

subglottal pressure (Fant 1979; Silverman et al. 1994; Park 2002). Recent articulatory studies of the lower vocal tract observe that voice quality as an additional property of vowels in the ATR system is a result of the ‘physiological states that synergize with epilaryngeal constriction’ including tongue retraction (Moisik et al. 2021: 173; *see also* Edmondson et al. 2007; Esling et al. 2019; Moisik 2013).

While tongue-root advancement and retraction are considered the articulatory gestures of ATR and RTR vowels respectively, studies suggest that the vertical movement of the larynx also distinguishes the pairs (Esling 1996; Ladefoged & Maddieson 1996; Elgendy 2001; Edmondson et al. 2007). Research also indicates that there is a negative correlation between vowel height and larynx height (Hoole & Kroos 1998), and that the raising of the larynx shortens the length of the vocal tract (Sundberg & Nordström 1976; Lee et al. 1999; Tecumseh Fitch & Reby 2001). The results of laryngoscopic studies on the ATR/RTR contrast in Kabiye (Gur, Togo) and Akan (Kwa, Ghana) show the aryepiglottic folds come together medially, in the RTR set, but that they leave room antero-posteriorly for the continuant vowel production (Edmondson & Esling 2006b; Edmondson et al. 2007; Esling 2012). Such other articulatory properties also have measurable acoustic correlates. For instance, acoustic studies indicate that aryepiglottic compression correlates with an increase in the values of spectral centre of gravity, which represents the average frequency across the entire frequency domain (Edmondson & Esling 2006a; Starwalt 2008).

Analyses of ATR in some languages have found voice quality to differentiate ATR vowels from their RTR counterparts. This is notably the case in many Nilotic and Nilo-Saharan languages, in which ATR vowels are breathy voiced when compared to their RTR counterparts (Tucker & Mpaayei 1955; Halle & Stevens 1969; Reh 1996; Guion et al. 2004).¹ In contrast, voice quality is not generally considered a reliable cue for ATR/RTR contrasts in Niger-Congo languages, though it has only been investigated acoustically in very few of them.

Finally, ATR/RTR contrasts may be associated with durational differences in some languages, including ones with contrastive vowel length. For instance, in their work on Tugen (a variety of Kalenjin), Local and Lodge (2004) find that RTR vowels are shorter than ATR vowels. Olejarczuk et al. (2019) also find that RTR vowels are shorter than their ATR counterparts in Komo (Nilo-Saharan, Sudan and Ethiopia). To our knowledge, duration as a cue to ATR/RTR contrasts has not been investigated in Niger-Congo languages.

The phonetics of ATR/RTR contrasts have been investigated in a limited number of languages. In this paper, we examine a large number of potential phonetic correlates of ATR in Imilike, in order to thoroughly document the phonetic cues in this system.

3. Methodology

3.1 Stimuli, participant and procedure

The stimuli in this work are based on the Swadesh 100-word list. The data come from two speakers of Imilike, one male (age 40) and one female (age 28), in Nsukka, Nigeria. Both speakers pronounced the same word list. The data were elicited in a quiet room with a Zoom H5 recorder, at a sampling rate of 48kHz: 16Bit. The vowels of the words were manually annotated in Praat for acoustic analysis (Boersma & Weenink 2021). Using the scripts written by Riebold (2013) and Xu (2013), acoustic measurements were extracted from the annotations. Two scripts were used in order to obtain all the measurements.

¹ There are also Nilotic languages where it is the RTR vowels that are breathy – e.g. Tugen (Local & Lodge 2004).

Table 1. Vowel tokens for each participant

Vowels	ATR		Vowels	RTR	
	Speaker 1	Speaker 2		Speaker 1	Speaker 2
i	71	86	ɪ	15	21
u	38	47	ʊ	35	53
e	120	111	ɛ	45	50
o	53	45	ɔ	61	69
ə	13	10	ɚ	38	45
			a	106	110

Given that the data is from a word-list elicitation, we could not control for tone, consonant types and word positions. Furthermore, the vowels in the word list are not evenly distributed, as shown in Table 1. None of the words in the list were repeated in the elicitation by the two speakers, and about eighty words on the list have at least two vowels. However, variations of some words were produced by the speakers. In the next section, we present the statistical models that are utilized in this work.

3.2 Statistical analysis

The values of the acoustic parameters were z-score normalized for each speaker in order to increase comparability across the two speakers. To indicate that the values of the parameters have been normalized, the prefix 'norm' is attached to the label of the parameters (i.e. normF1, normDuration, etc.). Linear mixed effects (LME) models were fitted for each normalized acoustic parameter, with a fixed effect of tongue root (i.e. ATR or RTR) and a random effect of participant. This was done using the package 'lmerTest' in R (Kuznetsova *et al.* 2017). In order to identify the specific differences between a given pair of vowels with different ATR and RTR features, we did posthoc tests repeating the same statistical model within subsets of each relevant vowel pair (i.e., [i, ɪ], [u, ʊ], [e, ɛ], [o, ɔ] [ə, ɚ], [ə, a] and [a, ɚ]). The null hypothesis in each case is that tongue root has no effect on the distribution of the acoustic parameters. To calculate the correspondence between acoustic parameters, we used the Kendall correlation coefficient R which measures the strength and direction of a linear relationship between two variables. In the next section, we present the results of the statistical analysis.

4. Results

Ten acoustic parameters were measured for the annotated vowels in order to detect the acoustic correlates of ATR features in Imilike. The parameters are three vowel formants, formant bandwidth, formant dispersion, energy (dB) of voiced sound below 500Hz, cepstral peak prominence, harmonics, duration and centre of gravity. The parameters were selected based on evidence in previous studies (Ladefoged & Maddieson 1996; Fitch 1997; Fulop *et al.* 1998; Starwalt 2008; Edmondson *et al.* 2007, *etc.*).

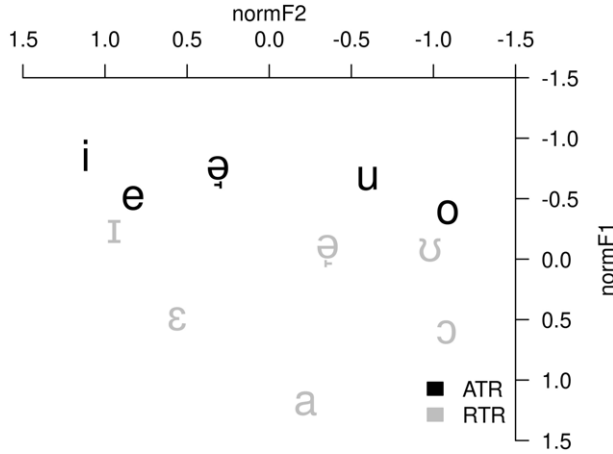


Figure 2. Normalized F1–F2 of vowels in Imilike.

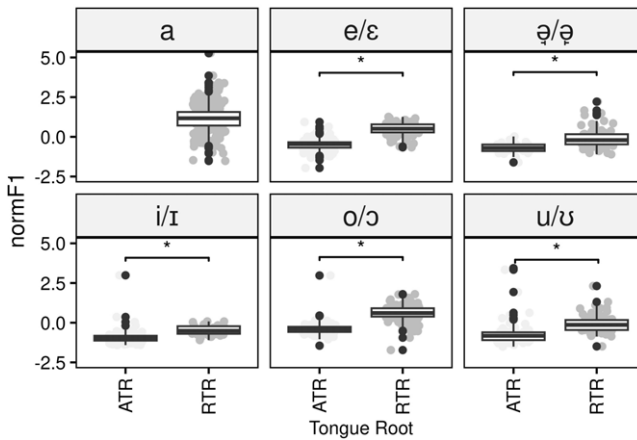


Figure 3. F1 for ATR–RTR pairs.

The formant plot of the vowels in Imilike is presented in Figure 2. As shown in the plot, the schwas and the low vowel [a] are central, but the ATR schwa is further front than the RTR schwa.

The other acoustic measurements are presented in boxplots in Figures 3–21. In each graph, the y-axis contains the (normalized) acoustic measurements such as F1, and the x-axis shows the vowels, presented in ATR/RTR pairs. We focus first on paired vowel qualities, before discussing the unpaired vowel [a] in comparison with the other central vowels. In all cases, we treat significance as meaning $p < 0.05$, which is indicated with a star “*”.

F1 is significantly higher for RTR vowels compared to their respective ATR counterparts, as shown in Figure 3. The result of F1 in our study is consistent with the findings in previous studies.

The results of F2 and F3 are presented in Figure 4 and Figure 5, respectively. The result in Figure 4 shows that F2 is higher in ATR vowels than their respective RTR counterparts, but the values of F2 only significantly differentiate ATR from RTR in the pairs [u, ʊ], [e, ε] and [ə, ə], but not in the pairs [i, I] and [o, ɔ] ($p > 0.05$). As shown in Figure 5, the values of F3 are

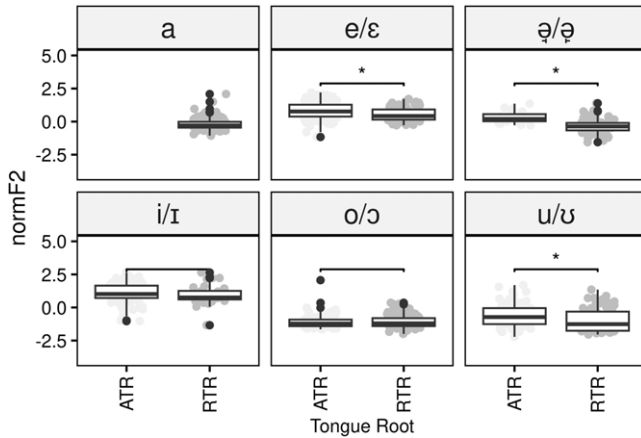


Figure 4. F2 for ATR–RTR pairs.

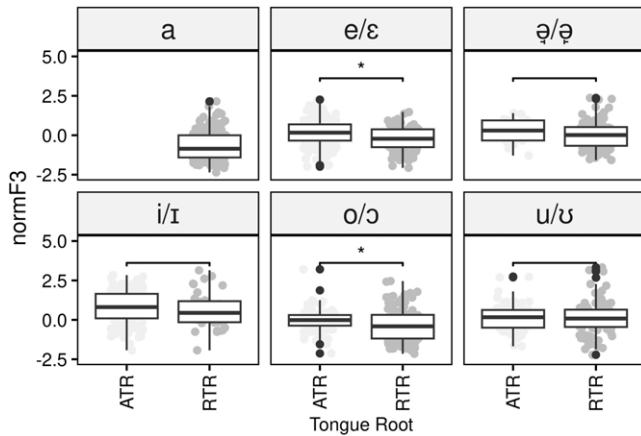


Figure 5. F3 for ATR–RTR pairs.

higher in RTR vowels than their respective ATR counterparts. However, it only significantly differentiates ATR from RTR in the pairs [e, ε] and [o, ɔ], but not in the pairs [i, ɪ], [u, ʊ], and [ə, ə]. The observed pattern of ATR–RTR distinction in our study, as reflected in the F2 and F3 values, aligns with what previous research has found.

We turn to the results of B1, as shown in Figure 6. In line with the observation of Ladefoged and Maddieson (1996), B1 is higher in RTR vowels when compared to their respective ATR counterparts in our study. A higher B1 means a wider F1 bandwidth. The effect of tongue root on B1 is statistically significant for all ATR/RTR pairs ($p < 0.05$).

As noted in previous studies, larynx raising and lowering synergize with tongue-root retraction and advancement respectively, but the rate of larynx raising and lowering vary by vowels (Moisik 2013; Moisik et al. 2021). However, the acoustic correlate of larynx raising has not been previously investigated for RTR vowels. To fill this gap, we measured formant dispersion, which is the average distance between each adjacent pair of formants. The measurement of formant dispersion involves an average distance between adjacent formants up to F3. Lower formant dispersion means the formants that are closer together. Given that there is a negative correlation between formant dispersion and vocal-tract length

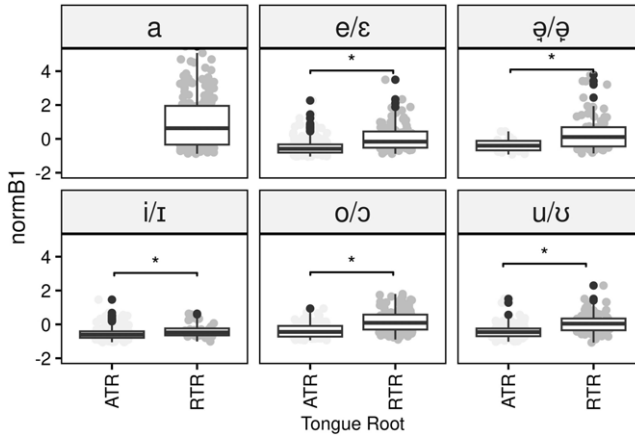


Figure 6. BI for ATR–RTR pairs.

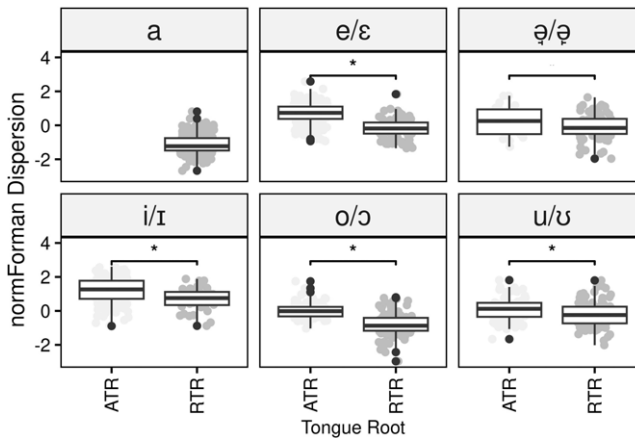


Figure 7. Formant dispersion for ATR–RTR pairs.

(Fitch 1997; Feinberg et al. 2005; Evans et al. 2006), the prediction is that RTR vowels will have higher formant dispersion when compared to their ATR counterparts. However, as shown in Figure 7, the value of formant dispersion is higher when the vowel is ATR but lower when the vowel is RTR. With the exception of the pair [ə, ə], this effect is significant for all pairs of vowels ($p < 0.05$). This result is contrary to the prediction; we expect formant dispersion to be higher in RTR vowels, not vice versa.

Our contrary result is probably due to the fact that the formant dispersion, as used in Fitch (1997), only considers the length of the vocal tract, without taking into account lingual and laryngeal constrictions. It is also worth mentioning that formant dispersion has not previously been used for vowel identification, let alone for ATR–RTR distinctions. Doing a comparison across pairs (e.g. [i] vs. [u]), we observe that the value of formant dispersion is higher in front vowels than back vowels. As such, we examined whether it was possible that our unexpected result on formant dispersion may have come from other vowel parameters, such as height or frontness, by examining the correlation between formant dispersion, and F1 and F2. We present the results of the correlation coefficient in Figure 8.

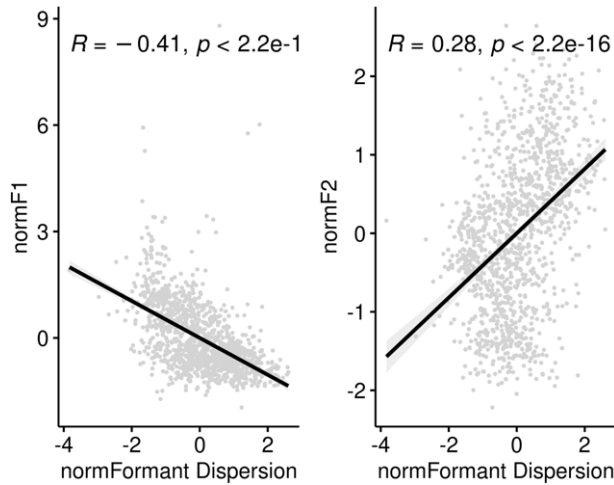


Figure 8. Correlation coefficient of Formant dispersion with F1 (left) and F2 (right).

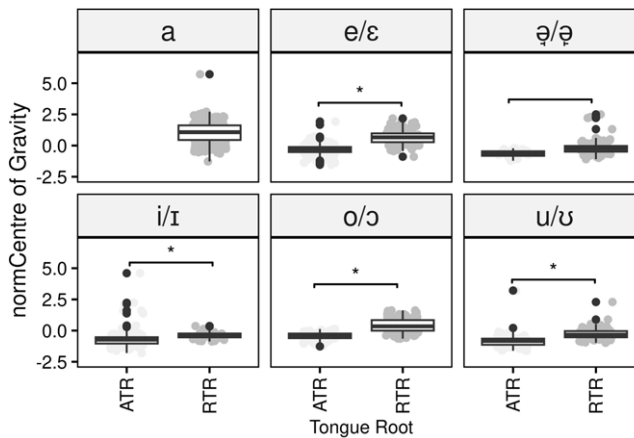


Figure 9. Centre of gravity for ATR–RTR pairs.

The results of the correlation coefficient indicate that formant dispersion has a significant negative correlation with F1 and a significant positive correlation with F2 ($p < 0.05$). The correlation between F2 values and formant dispersion is in line with the findings that the vocal tract is shorter in the production of front vowels (see Wood 1986; Hoole & Kroos 1998; Janssen et al. 2019; Moisić et al. 2021).

As noted earlier, an increase in the centre of gravity values, which is the average frequency across the entire frequency domain, is considered a correlate of aryepiglottic compression found in RTR vowels. To determine whether the distinction between ATR and RTR involves aryepiglottic compression, we also measured the centre of gravity for all the annotated vowels in our Imilike data, as shown in Figure 9. We find that centre of gravity significantly distinguishes all pairs of vowels, except [ə, ɐ], with values higher in RTR vowels than in ATR ones ($p < 0.05$). This is consistent with the finding that RTR vowels are produced with aryepiglottic compression (Edmondson & Esling 2006a; Starwalt 2008).

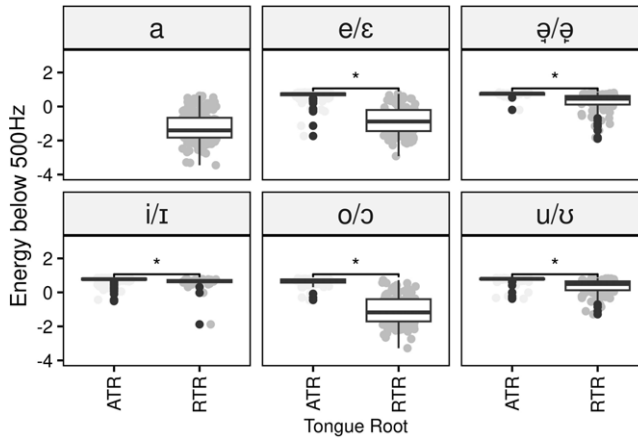


Figure 10. Energy (dB) below 500Hz for ATR–RTR pairs.

Like formant dispersion, energy (dB) of voiced segments below 500Hz has not been previously used for examining ATR/RTR distinctions. Previous research suggests that vocal cord tensing might be a by-product of aryepiglottic constriction and larynx raising in the production of RTR vowels (Esling 1996: 81; Moisiuk 2013; Moisiuk et al. 2021). Given that vocal cord tensing has been shown to lower the energy (dB) of voiced segments below 500Hz (Tolkmitt et al. 1982; Scherer et al. 2002, 2017; Johnstone et al. 2005), we expect the RTR vowels in Imilike to have lower values for energy (dB) of voiced segments below 500Hz. To test this claim, we measured energy (dB) of voiced segments below 500Hz. The results of our measurements are presented in Figure 10. The result shows that the RTR vowels have lower energy (dB) below 500Hz when compared to their respective ATR counterparts. The difference between ATR and RTR vowels for energy (dB) below 500Hz is statistically significant for all pairs ($p < 0.05$). This result is also as expected. With the result, we acoustically confirm the claim that vocal cord tensing is an articulatory correlate property of RTR vowels.

The findings in Nilo-Saharan languages indicate that RTR vowels may be shorter in duration than their ATR counterparts (Local & Lodge 2004; Olejarczuk et al. 2019). However, in Niger-Congo languages, RTR vowels may be longer than their ATR counterparts (Przedziecki 2005). Consequently, the vowel duration as an acoustic property of ATR is less consistent across languages. Our results show that most RTR vowels in Imilike have longer durations relative to their ATR counterparts, with the exception of the pair [i/ɪ], as shown in Figure 11. This effect of ATR/RTR on duration is statistically significant ($p < 0.05$) for all vowels, including the high front vowels.

Voice quality is said to be a reliable acoustic correlate of ATR/RTR contrasts in many languages, particularly in the Nilo-Saharan family. As such, although voice quality has not previously been shown to be used to differentiate ATR/RTR pairs in Niger-Congo languages, it is worth investigating whether it plays a role in the ATR/RTR contrast in Imilike. More so, breathy voice seems to not be auditorily apparent, but we wanted to confirm acoustically. For this reason, we extracted measurements of voice quality, specifically, cepstral peak prominence (CPP) (Hillenbrand et al. 1994). As an acoustic correlate of voice quality, CPP values are lower in breathy and aspirated sounds when compared to modal voice (Hillenbrand et al. 1994; Blankenship 2002; Esposito & Khan 2012; Khan 2012; Seyfarth & Garellek 2018; Berkson 2019). As shown in Figure 12, ATR vowels have lower CPP than their RTR counterparts, but CPP only significantly distinguishes the pairs [e, ɛ] and [u,

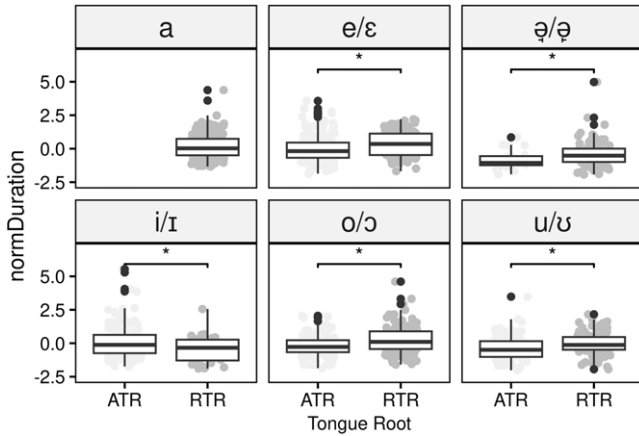


Figure 11. Duration for ATR–RTR pairs.

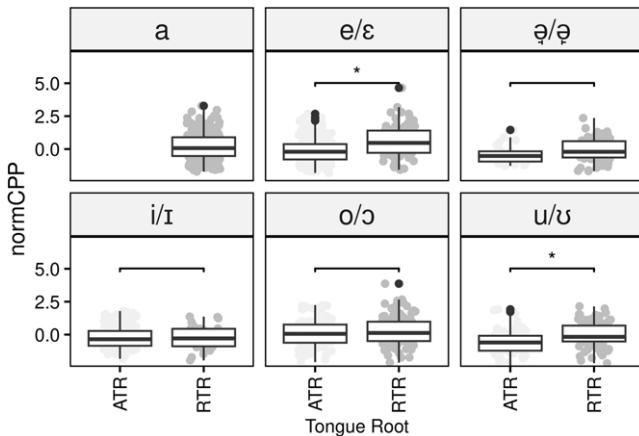


Figure 12. CPP values for ATR–RTR pairs of vowels.

u]. The trend is in the expected direction for CPP with ATR vowels having lower CPP, just not significantly.

As an additional measurement of voice quality, we extracted the difference between the first and second harmonics ($H1^* - H2^*$), which has been corrected for the effects of the estimated formant filter on the harmonics’ amplitudes (Hanson 1997). Higher $H1^* - H2^*$ values are associated with breathier sounds (Gordon & Ladefoged 2001; Garellek & Keating 2011; Abramson et al. 2015; Seyfarth & Garellek 2018). If the ATR vowels in Imilike are breathy voiced, we would expect them to have higher $H1^* - H2^*$. As shown in Figure 13, the direction of the difference is not consistent for $H1^* - H2^*$, and the difference is only significant for the pair [ə, ɐ]. As such, our results of CPP and $H1^* - H2^*$ indicate that breathy voice does not appear to be used to differentiate ATR versus RTR in Imilike. In this regard, Imilike is comparable to Kabiye (Padayodi 2008).

So far, we have postponed the discussion of the vowel [a]. Based on its F1, the vowel [a] is clearly RTR, but we want to ensure it is significantly distinct from the schwas. Given that the vowel [a] is a central vowel like the vowels [ə] and [ɐ], we conducted pairwise comparisons for the three vowels by focusing on the acoustic parameters that are significant for most

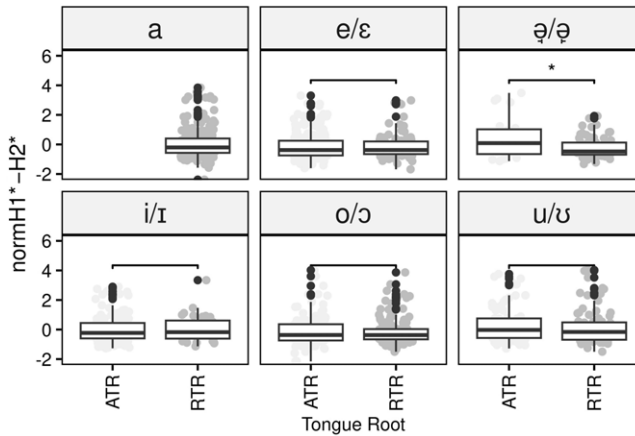


Figure 13. $H1^* - H2^*$ values for ATR-RTR pairs of vowels.

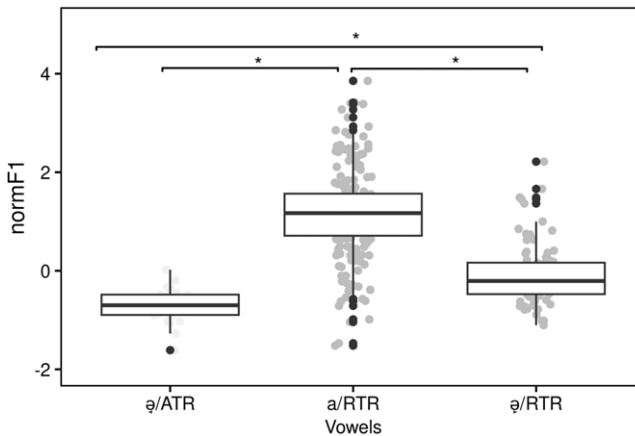


Figure 14. F1 for central vowels.

ATR/RTR pairs. As shown in Figure 14, the F1 value is higher in [a] than in [ə] and [ə], and this difference is significant ($p < 0.05$). F2 is also able to significantly distinguish [a] from the other central vowels ($p < 0.05$).

Figure 16 shows that the B1 value is significantly higher in [a] than in the schwas ($p < 0.05$). This finding is expected based on the fact that [a] is RTR and based on the fact that it is lower than both schwa vowels. Note that the F1 and B1 values of the RTR vowels [ə] and [a] are higher than those of the ATR vowel [ə], which is consistent with the acoustic distinction in ATR/RTR pairs throughout the language. The F1, B1 and F2 measurements of [a] fit with expectations for auditorily distinguishing it from schwa.

As shown in Figure 17, formant dispersion is significantly lower for [a] than for RTR schwa, which is in turn significantly lower than ATR schwa ($p < 0.05$).

The values of energy below 500Hz for the central vowels are presented in Figure 18. As shown in the figure, the energy below 500Hz is significantly higher in the ATR schwa [ə] than in the RTR counterpart [ə], which is in turn significantly higher than in the vowel [a] ($p < 0.05$).

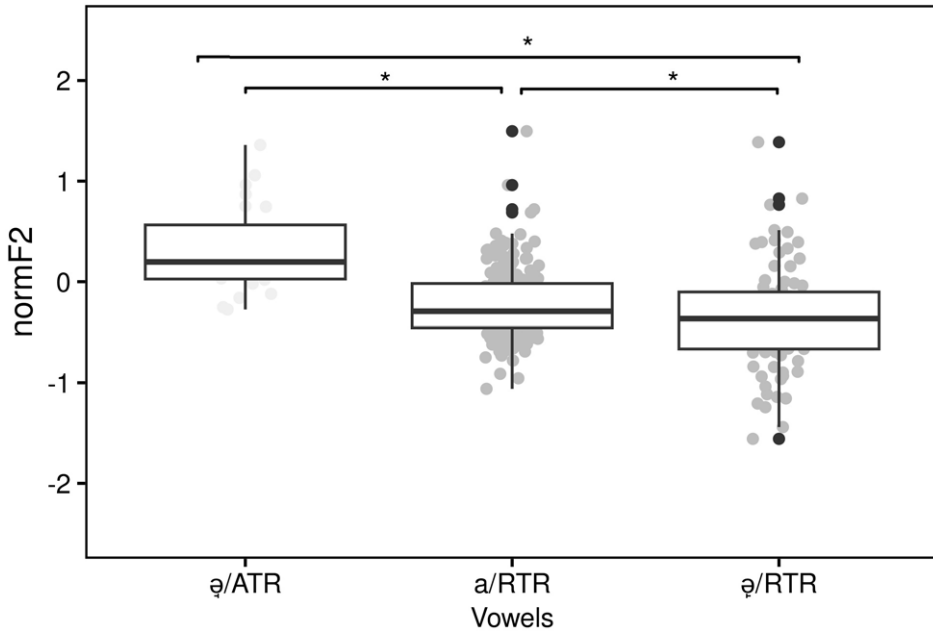


Figure 15. F2 for central vowels.

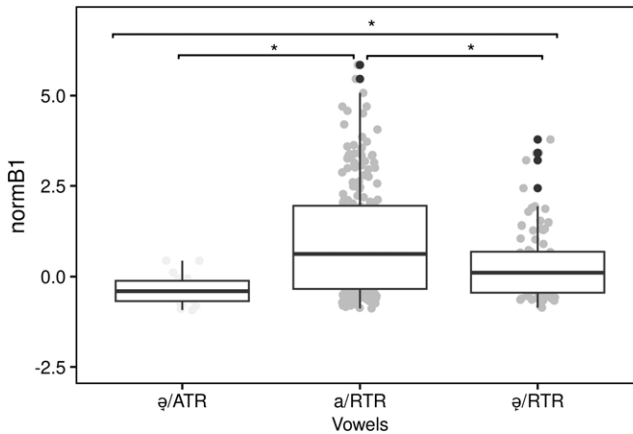


Figure 16. B1 for central vowels.

In Figure 19, the centre of gravity is significantly higher in the RTR vowel [a] than in the RTR schwa [ə], which in turn has a significantly higher centre of gravity than the ATR schwa [ə] ($p < 0.05$). As such, [a] is significantly distinguished from the other central vowels on most acoustic measurements. This means that neither schwa is [a].

As mentioned in Section 1, the schwas occur in free variation with high and low vowels in some words. To understand whether the distribution of the schwas is consistent with their allophones in free variation, we also analyzed the schwas based on their allophones in free variation. Based on the distribution of the F1 and F2 values in Figures 20 and 21 respectively, the distribution of the schwas is consistent with that of their respective allophones in free variation. F1 and F2 values of the ATR and RTR schwas vary significantly depending on the

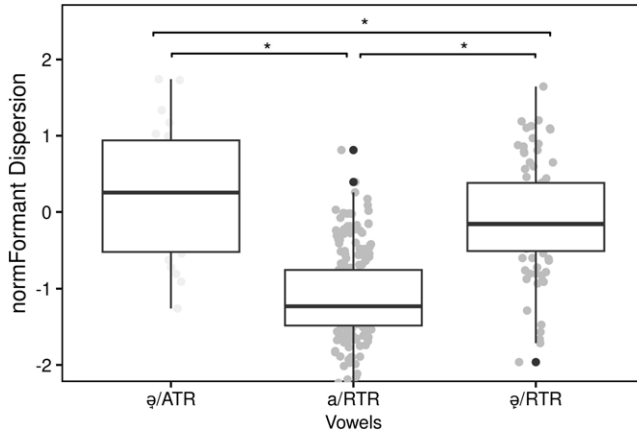


Figure 17. Formant dispersion for central vowels.

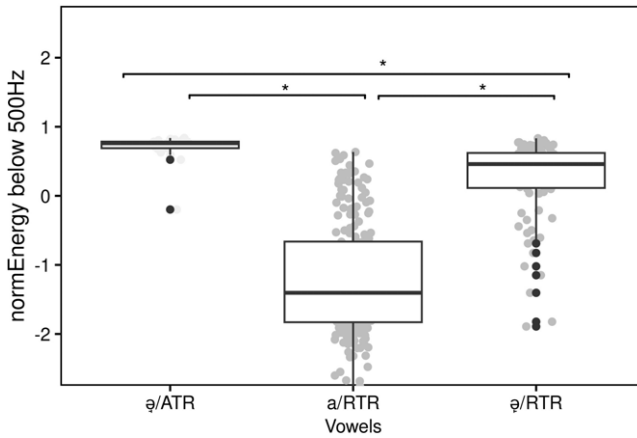


Figure 18. Energy (dB) below 500Hz for central vowels.

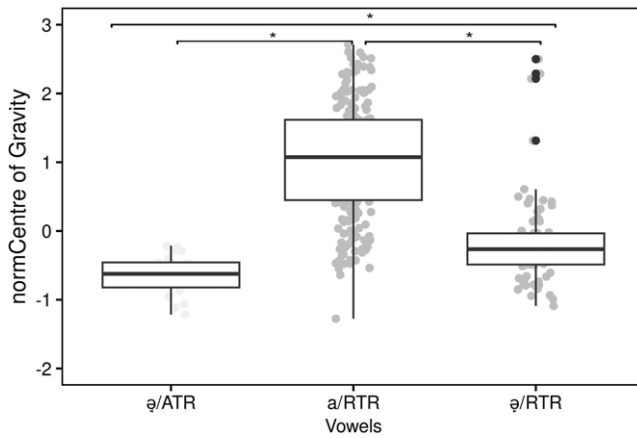


Figure 19. Centre of gravity for central vowels.

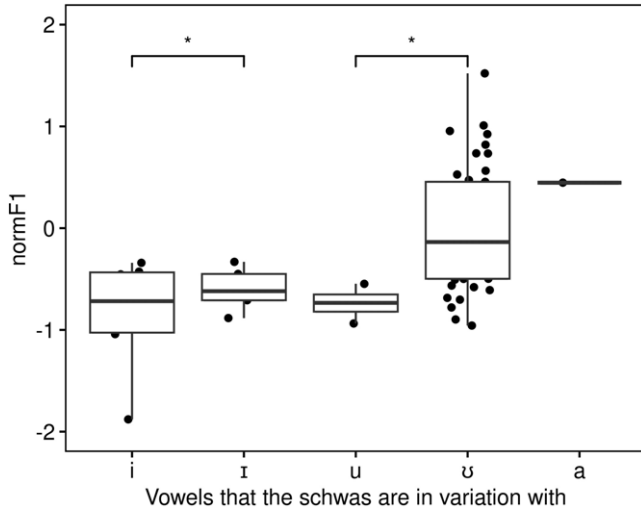


Figure 20. F1 of schwas based on their free variants.

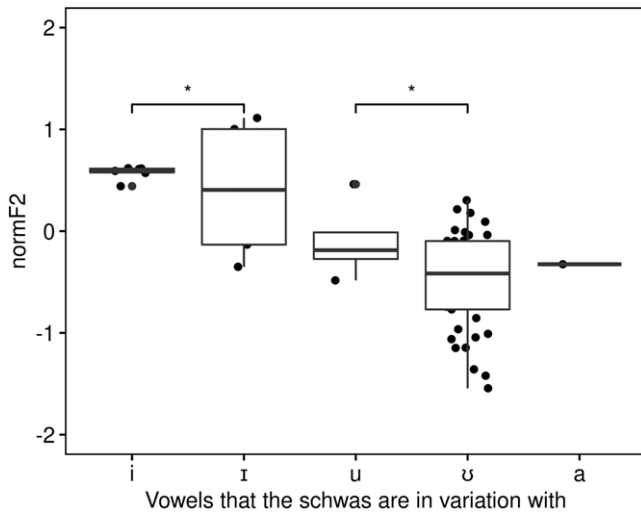


Figure 21. F2 of schwas based on their free variants.

vowels that they are in free variation with ($p < 0.05$). This means that the schwas are different depending on what vowel they are in free variation with.

To investigate whether the amount of acoustic variation in the schwa is within the range of other pairs of vowels, we looked at the range and standard deviation of F1 for all the vowels. The results are presented in Table 2. The results show that the ranges of F1 for the schwas are comparable to those of other pairs of ATR and RTR vowels.

In Table 3, we present the summary of our findings and a compatible articulatory model. For this work, we adopt the Phonological Potentials Model (PPM), which holds that physiological states in speech production are synergistic and anti-synergistic (Esling et al. 2019; Moisić et al. 2021). For example, under this model, the physiological state of tongue fronting

Table 2. F1: Mean, Standard Deviation (SD), Max(imum) and Min(imum)

Vowels	P1 (Female)				P2 (Male)			
	Mean	SD	Min	Max	Mean	SD	Min	Max
i	321.60	156.52	233.19	1402.92	320.36	120.34	242.67	1353.98
ɪ	476.42	396.47	299.76	1900.67	381.70	48.48	290.09	465.96
u	355.38	124.42	233.22	1020.11	348.26	127.82	228.48	953.10
ʊ	433.53	66.41	334.89	624.80	448.74	97.02	230.58	799.56
e	374.82	53.98	134.07	539.63	376.77	48.83	233.67	593.63
ɛ	532.98	67.81	355.89	634.91	531.02	55.84	354.41	642.06
o	381.45	39.74	218.76	456.57	407.65	88.40	297.91	898.97
ɔ	560.19	76.34	301.52	747.92	539.62	79.46	195.85	722.80
ə	350.37	58.75	247.21	459.72	331.87	55.09	212.76	425.38
ɚ	450.10	94.94	289.71	700.37	440.21	99.50	288.62	785.07
a	639.50	156.89	206.80	1088.86	643.47	149.88	362.44	1340.94

Table 3. Acoustic cues, our findings on ATR–RTR contrast and compatible articulatory model

Cues	Finding	Significance	Compatibility with articulatory model
F1	ATR<RTR	All vowel pairs	Downward vs. upward movement of the larynx, tongue fronting vs. tongue retraction, vocal fold opening vs. vocal fold closure
F2	ATR>RTR	Some pairs	Downward vs. upward movement of the larynx, tongue fronting vs. tongue retraction, vocal fold opening vs. vocal fold closure
F3	ATR>RTR	Some pairs	Downward vs. upward movement of the larynx, tongue fronting vs. tongue retraction, vocal fold opening vs. vocal fold closure
Formant dispersion	ATR>RTR	All pairs, except schwas	Length of vocal tract
Centre of gravity	ATR<RTR	All pairs, except schwas	Aryepiglottic compression in RTR
Energy (dB) below 500Hz	ATR>RTR	All vowel pairs	Vocal fold tension
Duration	ATR<RTR	All pairs except [i]/[ɪ]	Articulatory timing, and raising vs. lowering of tongue-body position
H1*–H2*	Inconsistent	Most pairs are not significant	Vocal fold opening vs. closure, and epilaryngeal vibration vs. constriction
CPP	Inconsistent	Most pairs are not significant	Vocal fold opening vs. closure, and vocal fold tension

has an anti-synergistic relation with tongue retraction but a synergistic relation with larynx lowering, which, in turn, synergizes with vocal fold opening and decreased vocal fold tension. While it has an anti-synergistic relation with tongue fronting, tongue retraction synergizes with epilaryngeal constriction, larynx raising, vocal fold closure, and increased vocal fold tension. However, the strength of the physiological states varies based on the segment they associate with. As Moisić *et al.* (2021:174) illustrate, the sound [ɛ] involves greater tongue fronting than retraction. Similarly, the sound [o] involves greater tongue retraction than fronting.

In sum, we have been able to show that six of the acoustic parameters in this work were able to distinguish most of the vowels in Imilike, but the parameters F1, B1, and energy (dB) of voiced segments below 500Hz are the most reliable cues to the ATR/RTR distinction in the language. Other measures may also be effective, but further articulatory data to inspire new acoustic studies is necessary.

5. Discussion and conclusion

The results here show that the most reliable acoustic cues for the ATR–RTR distinction in Imilike are F1, B1, energy (dB) below 500Hz and duration. In addition, F2, formant dispersion and centre of gravity also contribute to the distinction between ATR and RTR vowels but are not as reliable as F1, B1, energy (dB) below 500Hz and duration. Most importantly, the results are consistent with the existence of ATR and RTR schwas (Nweya 2013, 2015). Another significant aspect of this study is that formant dispersion, which is considered an acoustic correlate of vocal-tract length, can also distinguish all ATR/RTR pairs, except the ATR and RTR schwas. The results of this study also suggest that RTR vowels in Imilike might involve the constriction of the laryngeal articulator but the compression has no significant effect on the breathiness of the vowels.

Previous research on Northern dialects of Igbo suggests that the RTR vowels are pharyngealized (Obi 1979; Mbah & Mbah 2010; Nweya 2015). We are confident that pharyngealization is indeed a characteristic of the RTR set, considering that the results of our investigation coincide with many other acoustic patterns reported for ATR/RTR and other ATR languages with similar series of vowels. That the RTR vowels in Igbo are pharyngealized is further established if we consider that the values of centre of gravity and energy (dB) of voiced sound below 500Hz for the RTR vowels in Imilike are consistent with pharyngealization. Considering that the values of these two parameters vary based on vowel quality, it is plausibly the case that the degree of pharyngealization is higher in some RTR vowels than others.

Breathiness-type voice quality, which is said to accompany ATR vowels in other languages, does not appear to be a strong cue to ATR in Imilike, as the acoustic measurements for breathiness do not significantly differentiate most ATR/RTR vowel pairs.

The phonetic results suggest that there are two nonlow central vowels in Imilike, an ATR one and an RTR one. Assuming that these nonlow central vowels are reduced forms of their peripheral counterparts, this result has implications for our understanding of reduced vowels and how they behave in harmony systems. The phonetic data show clearly that schwa can operate across the ATR/RTR boundary like any other vowel pairs (e.g., Tiede 1996, on ATR/RTR vowels in Akan). Further research should examine the theoretical implications of languages with ATR and RTR central and reduced vowels.

Given that the standard deviation (sd) of F1 in the schwas is within the range of variability that we see in other vowels (see Table 2), it is safe to assume that they are categorized into two vowels as claimed, despite the variation that we see depending on which vowel a

given schwa is in free variation with. Within-category differences based on free variation of this nature are worth exploring in future research, but they do not affect the current results.

In Imilike, we found that the correlates of ATR are in line with what has been found in other West African languages, such as F1 distinguishing most pairs (Fulop et al. 1998; Starwalt 2008). However, correlates of ATR that have been found in some Nilotic languages do not appear to play a role in Imilike; there are no measurable phonation distinctions (cf. Reh 1996; Guion et al. 2004, on the Nilotic language, Maa), and the duration results are opposite to those that were found in phonetic studies of ATR in Nilo-Saharan languages such as Komo (Olejarczuk et al. 2019) and Tugen (Local & Lodge 2004). As noted, for instance, by Rose (2018), ATR harmony may pattern differently between Niger-Congo versus Nilo-Saharan. While too few languages have been analyzed phonetically to make firm generalizations, it would be worth investigating whether differences in the phonological patterning of ATR correlate with these kinds of differences in phonetic realization. If we take into account that vowel duration directly correlates with tongue-body height, the results in this work also point to tongue-body raising and lowering distinguishing ATR and RTR vowels respectively.

Our results for Imilike are consistent with RTR vowels being pharyngealized, as has been suggested through previous auditorily-based studies (Nweya 2015). This result is interesting because in other (non-African) languages where RTR is equated with pharyngealization, the RTR vowels are the marked vowels that trigger harmony (Zhang 1995; Casali 2003, 2008). As Rice (2007: 80) notes, ‘early loss’ in sound change is one of the diagnostics for marked segments. The fact that RTR vowels in Igbo (analogously other African languages with tongue-root harmony) are historically lost earlier than their ATR counterparts is consistent with RTR vowels being marked (Elugbe 1983; Casali 1995; Emenanjo 2016). The loss of [ɛ] in Standard Igbo might also be imminent in Imilike, given that the vowel presently occurs in free variation with [a] in certain words.

Casali (2003, 2008) considers Igbo to be an ATR-dominant system, and ATR is considered the marked feature value in ATR-dominant languages. In this case, there would be a distinction, at least in Imilike, between which class is phonologically marked (ATR) and the one that is phonetically marked (RTR, given the pharyngealization). However, given that harmony in Igbo is root-controlled (Zsiga 1992, 1997), the evidence for ATR-dominance in the system is somewhat unclear. Future research should look at the phonology of harmony in Imilike, to determine whether the phonetic markedness of the pharyngealized RTR vowels is reflected in any way in the phonological patterning of the system. Such studies, if done on multiple languages, could help disentangle the cross-linguistic differences in how ATR is realized and how it patterns phonologically.

As a future direction, we will examine whether there is a twelfth vowel, an allophonic counterpart of /a/, in ATR contexts. The vowel /a/ can behave in different ways in many languages with ATR harmony, such as Kabiye (Padayodi 2008, 2011) and Akan (O’Keefe 2004). In some cases, /a/ is neutral, while in others, it has an allophonic counterpart or harmonizes by pairing with a mid vowel. This can vary both within and between languages (Casali 2008). Our results showed a high level of variance for /a/ compared to other vowels for several of the measures, suggesting that there is greater variability in its pronunciation than in that of other vowels. While it is possible that this result is due to fewer vowels occupying the space around /a/, it is worth examining how /a/ behaves in the harmony system and whether it allophonically participates. As shown in Section 1, the vowel [a] in Imilike sometimes harmonizes to [ɛ], so this indicates that [a] is not always neutral in Imilike and other dialects of Igbo (Emenanjo 2016).

Before we conclude, it is important to note the limitations of this study. First, the research is based on data from two speakers of Imilike. A second limitation is that we did

not control for consonant types and tones in our elicitation. Third, the number of tokens for each vowel is not evenly distributed. Considering that other Northern varieties of Igbo have the ATR and RTR central vowels like Imilike, we also hope to replicate this study with other varieties. Given that glottalized consonants are restricted to the environments of RTR vowels in Igbo dialects such as Mbaise and Owerri (Anoka 1985; Manfredi 1989), future research should investigate whether some Imilike consonants also have ATR features.

In sum, this study finds that the language has eleven vowels, in line with previous auditorily-based research on the vowel system. Various acoustic parameters distinguish the ATR and RTR pairs of vowels in Imilike. The results of our study on ATR and RTR vowels in Imilike are in line with the Phonological Potentials Model (Esling et al. 2019; Moisiik et al. 2021), which suggests that the articulatory distinction between ATR and RTR vowels involves synergistic and anti-synergistic relations between lingual, pharyngeal, and laryngeal articulators.

References

- Abramson, Arthur S., Mark K. Tiede & Theraphan Luangthongkum. 2015. Voice register in Mon: Acoustics and electroglottography. *Phonetica* 72(4), 237–256.
- Angsongna, Alexander. 2023. *Aspects of the morphophonology of Dagaare*. PhD Thesis, University of British Columbia.
- Angsongna, Alexander & Samuel Akinbo. 2022. Dàgáàrè (Central). *Journal of the International Phonetic Association* 52(2), 341–367.
- Anoka, Kemjika. 1985. Orthography and phonology: the three “ts” of Igbo. In Kay Williamson (ed.), *West African languages in education: Papers from the Fifteenth West African Languages Congress*, vol. 27. Wien: Afro-Pub, 99.
- Archangeli, Diana & Douglas Pulleyblank. 2002. Kinande vowel harmony: Domains, grounded conditions and one-sided alignment. *Phonology* 19(2), 139–188.
- Berkson, Kelly Harper. 2019. Acoustic correlates of breathy sonorants in Marathi. *Journal of Phonetics* 73, 70–90.
- Blankenship, Barbara. 2002. The timing of nonmodal phonation in vowels. *Journal of Phonetics* 30(2), 163–191.
- Boersma, Paul & David Weenink. 2021. *Praat: Doing phonetics by computer [computer program]*. Version 6.1, retrieved 1 January 2021. Available at: www.praat.org/ [last accessed 22 September 2023].
- Casali, Roderic F. 1995. On the reduction of vowel systems in Volta-Congo. *African Languages and Cultures* 8(2), 109–121.
- Casali, Roderic F. 2003. [ATR] value asymmetries and underlying vowel inventory structure in Niger-Congo and Nilo-Saharan. *Linguistic Typology* 7, 307–382.
- Casali, Roderic F. 2008. ATR harmony in African languages. *Language and Linguistics Compass* 2(3), 496–549.
- Edmondson, Jerold A. & John H. Esling. 2006a. The laryngeal basis of the feature [ATR]. In *Paper for delivery at the Annual Conference on African Linguistics*. Eugene: University of Oregon.
- Edmondson, Jerold A. & John H. Esling. 2006b. The valves of the throat and their functioning in tone, vocal register and stress: Laryngoscopic case studies. *Phonology* 23(2), 157–191.
- Edmondson, Jerold A., Cécile M. Padayodi, Zeki Majeed Hassan & John H. Esling. 2007. The laryngeal articulator: Source and resonator. In Jürgen Trouvain & William J. Barry (eds.), *Proceedings of the 16th International Congress of Phonetic Sciences*, 2065–2068. Saarbrücken, Germany: Universität des Saarlandes.
- Elgandy, Ahmed. 2001. *Aspects of pharyngeal coarticulation*. PhD Thesis, University of Amsterdam.
- Elugbe, Ben Ohi. 1983. The vowels of proto-Edoid. *Journal of West African Languages* 13(1), 79–89.
- Emenanjo, E. Nolue. 2016. *A grammar of contemporary Igbo: Constituents, features and processes*. Port Harcourt: M & J Grand Orbit Communications.
- Emenanjo, Nolue E. 1987. *Elements of modern Igbo grammar: A descriptive approach*. Ibadan: University Press Limited.
- Esling, John H. 1996. Pharyngeal consonants and the aryepiglottic sphincter. *Journal of the International Phonetic Association* 26(2), 65–88.
- Esling, John H. 2012. The articulatory function of the larynx and the origins of speech. In Kayla Carpenter, Oana David, Florian Lionnet, Christine Sheil, Tammy Stark, & Vivian Wauters (eds.), *Proceedings of the 38th Annual Meeting of the Berkeley Linguistics Society*, vol. 38, 121–149. Berkeley, CA: Berkeley Linguistics Society.
- Esling, John H., Scott R. Moisiik, Allison Benner & Lise Crevier-Buchman. 2019. *Voice quality: The laryngeal articulator model*. Cambridge: Cambridge University Press.

- Esposito, Christina M. & Sameer ud Dowla Khan. 2012. Contrastive breathiness across consonants and vowels: A comparative study of Gujarati and White Hmong. *Journal of the International Phonetic Association* 42(2), 123–143.
- Evans, Sarah, Nick Neave & Delia Wakelin. 2006. Relationships between vocal characteristics and body size and shape in human males: An evolutionary explanation for a deep male voice. *Biological Psychology* 72(2), 160–163.
- Fant, Gunnar. 1979. Glottal source and excitation analysis. *Speech Transmission Laboratory Quarterly Progress and Status Report* 1, 85–107.
- Feinberg, David R., Benedict C. Jones, Anthony C. Little, D. Michael Burt & David I. Perrett. 2005. Manipulations of fundamental and formant frequencies influence the attractiveness of human male voices. *Animal Behaviour* 69(3), 561–568.
- Fitch, W. Tecumseh. 1997. Vocal tract length and formant frequency dispersion correlate with body size in rhesus macaques. *The Journal of the Acoustical Society of America* 102(2), 1213–1222.
- Fulop, Sean A., Ethelbert Kari & Peter Ladefoged. 1998. An acoustic study of the tongue root contrast in Degema vowels. *Phonetica* 55(1–2): 80–98.
- Garellek, Marc & Patricia Keating. 2011. The acoustic consequences of phonation and tone interactions in Jalapa Mazatec. *Journal of the International Phonetic Association* 41(2), 185–205.
- Gordon, Matthew & Peter Ladefoged. 2001. Phonation types: A cross-linguistic overview. *Journal of Phonetics* 29(4), 383–406.
- Guion, Susan G., Mark W. Post & Doris L. Payne. 2004. Phonetic correlates of tongue root vowel contrasts in Maa. *Journal of Phonetics* 32(4), 517–542.
- Halle, Morris and Kenneth Stevens. 1969. On the feature “advanced tongue root”. *MIT Research Laboratory of Electronics, Quarterly Progress Report* 94, 209–215.
- Hanson, Helen M. 1997. Glottal characteristics of female speakers: Acoustic correlates. *The Journal of the Acoustical Society of America* 101(1), 466–481.
- Hess, Susan. 1992. Assimilatory effects in a vowel harmony system: An acoustic analysis of advanced tongue root in Akan. *Journal of Phonetics* 20(4), 475–492.
- Hillenbrand, James, Ronald A. Cleveland & Robert L. Erickson. 1994. Acoustic correlates of breathy vocal quality. *Journal of Speech, Language, and Hearing Research* 37(4), 769–778.
- Hoole, Philip & Christian Kroos. 1998. Control of larynx height in vowel production. In Phil Rose, R. H. Mannell, Jordi Robert-Ribes & Eric Vatikiotis-Bateson (eds.), *ICSLP*. Sydney, Australia: Australian Speech Science and Technology Association Inc., 531–534.
- Ikekeonwu, Clara, Paulinus Ajapurumba Ezikeojiaku, Anosike Ubani & Jimbo Ugoji. 1999. *Fọ nọ lọ ji na grama Igbo*. Ibadan: University Press PLC.
- Ikekeonwu, Clara I. 1991. Igbo. *Journal of the International Phonetic Association* 21(2), 99–101.
- Jacobson, Leon Carl. 1979. Dholuo vowel harmony: A phonetic investigation. PhD Thesis, University of California, Los Angeles.
- Janssen, Rick, Scott R. Moisik & Dan Dediu. 2019. The effects of larynx height on vowel production are mitigated by the active control of articulators. *Journal of Phonetics* 74, 1–17.
- Johnstone, Tom, Carien M. van Reekum, Kathryn Hird, Kim Kirsner & Klaus R. Scherer. 2005. Affective speech elicited with a computer game. *Emotion* 5(4), 513.
- Khan, Sameer ud Dowla. 2012. The Phonetics of contrastive phonation in Gujarati. *Journal of Phonetics* 40(6), 780–795.
- Klatt, Dennis H. & Laura C. Klatt. 1990. Analysis, synthesis, and perception of voice quality variations among female and male talkers. *Journal of the Acoustical Society of America* 87(2), 820–857.
- Kuznetsova, Alexandra, Per B. Brockhoff & Rune H. B. Christensen. 2017. lmerTest package: Tests in linear mixed effects models. *Journal of Statistical Software* 82(1), 1–26.
- Ladefoged, Peter & Ian Maddieson. 1996. *The sounds of the world's languages*. Oxford: Blackwell.
- Lee, Sungbok, Alexandros Potamianos & Shrikanth Narayanan. 1999. Acoustics of children's speech: Developmental changes of temporal and spectral parameters. *Journal of the Acoustical Society of America* 105(3), 1455–1468.
- Local, John & Ken Lodge. 2004. Some auditory and acoustic observations on the phonetics of [ATR] harmony in a speaker of a dialect of Kalenjin. *Journal of the International Phonetic Association* 34(1), 1–16.
- Manfredi, Victor. 1989. Igboïd. In John Bendor-Samuel (ed.), *The Niger-Congo languages*, 359–376. Lanham, MD: University Press of America.
- Mbah, Boniface M. & Evelyn E. Mbah. 2010. *Topics in phonetics and phonology: Contribution from Igbo*. Nsukka: AP Express Publishers.
- Moisik, Scott. 2013. *The epilarynx in speech*. PhD Thesis, University of Victoria.
- Moisik, Scott R., Ewa Czaykowska-Higgins & John H. Esling. 2021. Phonological potentials and the lower vocal tract. *Journal of the International Phonetic Association* 51(1), 1–35.

- Morton, Deborah. 2012. [ATR] harmony in an eleven vowel language: The case of Anii. In ed. Michael R. Marlo, Nikki B. Adams, Christopher R. Green, Michelle Morrison & Tristan M. Purvis (eds.), *Selected Proceedings of the 42nd Annual Conference on African Linguistics: African languages in context*, 70–78. Somerville, MA: Cascadilla Proceedings Project.
- Noske, Manuela. 1996. ATR harmony in Turkana. *Studies in African Linguistics* 25(1), 62–99.
- Nweya, Gerald Okechukwu. 2013. Inflection in Imilike dialect of Igbo. *Journal of Igbo Scholars Forum* 1(1), 80–99.
- Nweya, Gerald Okechukwu. 2015. On the vowels of Imilike dialect of the Igbo language. *Unizik Journal of Arts and Humanities* 16(2), 149–174.
- Obi, Samuel Uchenna. 1979. *The phonetics and phonology of the standard dialect of Igbo*. PhD Thesis, University of London, School of Oriental and African Studies.
- O’Keefe, Michael. 2004. *Akan vowel harmony*. BA Thesis, Swarthmore College. Available at: <http://hdl.handle.net/10066/10342> [last accessed 22 September 2023].
- Olejarczuk, Paul, Manuel A. Otero & Melissa M. Baese-Berk. 2019. Acoustic correlates of anticipatory and progressive [ATR] harmony processes in Ethiopian Komo. *Journal of Phonetics* 74, 18–41.
- Padayodi, Cećile M. 2008. Kabiye. *Journal of the International Phonetic Association* 38(2), 215–221.
- Padayodi, Cecile Mamalinani. 2011. *A revised phonology of Kabiye segments and tone*. PhD Thesis, University of Texas, Arlington.
- Park, Hansang. 2002. Time course of the first formant bandwidth. In Julie Larson & Mary Paster (eds.), *Proceedings of the Twenty-Eighth Annual Meeting of the Berkeley Linguistics Society, 15–18 February, 2002*, 213–224. Berkeley, CA: Berkeley Linguistics Society.
- Przedziecki, Marek. 2005. *Vowel harmony and coarticulation in three dialects of Yoruba: Phonetics determining phonology*. PhD Thesis, Cornell University.
- Pulleyblank, Douglas. 1986. Underspecification and low vowel harmony in Okpe. *Studies in African linguistics* 17(2), 119–154.
- Reh, Mechthild. 1996. *Anywa language: Description and internal reconstruction*. Köln: Köppe.
- Rice, Keren. 2007. Markedness in phonology. In Paul de Lacy (ed.), *The Cambridge handbook of phonology*, 79–97. Cambridge: Cambridge University Press.
- Riebold, John. 2013. *Vowel analyzer. Praat script*. Available at: <https://github.com/jmriebold> [last accessed 22 September 2023].
- Rose, Sharon. 2018. ATR vowel harmony: New patterns and diagnostics. In Gillian Gallagher, Maria Gouskova & Yin Sora Heng (eds.), *Proceedings of the Annual Meetings on Phonology*, 1–12. Washington, DC: Linguistic Society of America.
- Scherer, Klaus R., Didier Grandjean, Tom Johnstone, Gudrun Klasmeyer & Thomas Bänziger. 2002. Acoustic correlates of task load and stress. In John H. L. Hansen & Bryan Pellom (eds.), *Seventh International Conference on Spoken Language Processing*. Glenelg North, South Australia: Causal Productions Pty.
- Scherer, Klaus R., Johan Sundberg, Bernardino Fantini, Stephanie Trznadel & Florian Eyben. 2017. The expression of emotion in the singing voice: Acoustic patterns in vocal performance. *Journal of the Acoustical Society of America* 142(4), 1805–1815.
- Seyfarth, Scott & Marc Garellek. 2018. Plosive voicing acoustics and voice quality in Yerevan Armenian. *Journal of Phonetics* 71, 425–450.
- Silverman, Daniel, Barbara Blankenship, Paul Kirk & Peter Ladefoged. 1994. Phonetic structures in Jalapa Mazatec. *UCLA Working Papers in Phonetics* 87, 113–130.
- Starwalt, Coleen Grace Anderson. 2008. *The acoustic correlates of ATR harmony in seven- and nine-vowel African languages: A phonetic inquiry into phonological structure*. PhD Thesis, The University of Texas at Arlington.
- Sundberg, Johan & Per-Erik Nordström. 1976. Raised and lowered larynx: the effect on vowel formant frequencies. *STL-QPSR* 17(2–3): 35–39.
- Tecumseh Fitch, W. & David Reby. 2001. The descended larynx is not uniquely human. *Proceedings of the Royal Society of London. Series B: Biological Sciences* 268(1477), 1669–1675.
- Tiede, Mark K. 1996. An MRI-based study of pharyngeal volume contrasts in Akan and English. *Journal of Phonetics* 24(4), 399–421.
- Tolkmitt, Frank, Hede Helfrich, Reiner Standke & Klaus R Scherer. 1982. Vocal indicators of psychiatric treatment effects in depressives and schizophrenics. *Journal of Communication Disorders* 15(3), 209–222.
- Tucker, Archibald Norman & John Tompo Ole Mpaayei. 1955. *A Maasai grammar, with vocabulary*, vol. 2. London: Longmans, Green & Co.
- Uguru, Joy Oluchi. 2015. Ika Igbo. *Journal of the International Phonetic Association* 45(2), 213–219.
- Wood, Sidney. 1986. The acoustical significance of tongue, lip, and larynx maneuvers in rounded palatal vowels. *Journal of the Acoustical Society of America* 80(2), 391–401.

- Xu, Yi. 2013. Prosodypro—a tool for large-scale systematic prosody analysis. In *Proceedings of Tools and Resources for the Analysis of Speech Prosody*, 7–10. Aix-en-Provence, France.
- Zhang, Xi. 1995. Vowel harmony in Oroqen (Tungus). *Toronto Working Papers in Linguistics* 14.
- Zsiga, Elizabeth C. 1992. A mismatch between morphological and prosodic domains: Evidence from two Igbo rules. *Phonology* 9(1), 101–135.
- Zsiga, Elizabeth C. 1997. Features, gestures, and Igbo vowels: An approach to the phonology–phonetics interface. *Language*, 73(2), 227–274.

Cite this article: Akinbo Samuel, Ozburn Avery, Nweya Gerald, and Pulleyblank Douglas (2024). Eleven vowels of Imilike Igbo including ATR and RTR schwa. *Journal of the International Phonetic Association* 54, 294–317. <https://doi.org/10.1017/S0025100323000245>