

The Journal of Laryngology and Otology

EDITED BY
WALTER HOWARTH

WITH THE ASSISTANCE OF
V. E. NEGUS AND F. W. WATKYN-THOMAS

Contents

ERUPTIONS INVOLVING THE EXTERNAL AUDITORY MEATUS	H. W. BARBER
CEREBELLAR ABSCESS IN CHILDHOOD	DOUGLAS GUTHRIE
ANÆSTHETICS IN RELATION TO THROAT, NOSE, AND EAR CASES	DR. J. W. LEITCH
CLINICAL RECORDS—	
A CASE OF MASTOID INFECTION BY THE CLOS- TRIDIUM SEPTIQUE COMPLICATED BY THROM- BOSIS OF THE CAVERNOUS SINUSES	W. A. MILL J. R. F. POPPLEWELL
CASE OF LABYRINTHITIS COMPLICATING ACUTE OTITIS MEDIA	W. S. THACKER NEVILLE
HÆMANGIOMA OF PHARYNX CAUSING HÆMOPTYSIS	ALFRED WALFORD
SOCIETIES' PROCEEDINGS:—	
SCOTTISH OTOLOGICAL SOCIETY	
ROYAL SOCIETY OF MEDICINE—SECTION OF OTOLOGY	
ABSTRACTS:—	
THE EAR	THE NOSE AND ACCESSORY SINUSES
THE LARYNX	THE PHARYNX
ŒSOPHAGUS AND ENDOSCOPY	MISCELLANEOUS
REVIEWS OF BOOKS	
GENERAL NOTES	

Edinburgh: Oliver and Boyd
London: 33 Paternoster Row

Monthly, 4/- net

Annual Subscription, 40/- net

The Journal of Laryngology and Otology

(Founded in 1887 by MORELL MACKENZIE and NORRIS WOLFENDEN)

EDITED BY
WALTER HOWARTH

ASSISTED BY
V. E. NEGUS AND F. W. WATKYN-THOMAS

1. Original Articles are accepted on the condition that they have not been published elsewhere.
2. Manuscripts should be typewritten, on one side only of the paper, and well spaced.
3. Galley proofs and engraver's proofs of illustrations are sent to the author. Corrections, which should be kept to a minimum, must be clearly marked and no additional matter should be added.
4. The order for reprints should be sent when returning galley proofs, and for this purpose special forms are supplied, on which the price of the reprints is stated.
5. Authors of Original Communications on Oto-Laryngology in other Journals are invited to send a copy, or two reprints, to the *Journal of Laryngology*. If they are willing, at the same time, to submit their own abstract (in English, French, Italian, or German) it will be welcomed.
6. Editorial Communications should be addressed to "EDITOR, *Journal of Laryngology*, c/o Messrs OLIVER AND BOYD, Tweeddale Court, Edinburgh."
7. The Annual Subscription is Forty Shillings, post free, and is payable in advance.
8. Single copies of back numbers, both of the present and the previous series, are on sale at Four Shillings each.
9. An Annual Subscription can be commenced with any number of the Journal, and the preceding numbers of the current year can be purchased at Four Shillings each.

UNITED STATES OF AMERICA

Orders for this Journal, for single parts or yearly subscriptions, can be sent either through a local bookseller, or to Messrs G. E. STECHERT & CO., 31-33 East 10th Street, New York.

CENTRAL LONDON THROAT, NOSE, AND EAR HOSPITAL GRAY'S INN ROAD

(Near King's Cross Stations)

DAILY CLINICS. LECTURES ON FRIDAYS, 4 p.m.
OVER 11,000 NEW PATIENTS YEARLY. 50,000 ATTENDANCES.
IN-PATIENT DEPARTMENT, 76 BEDS. In-Patient Operations Daily.
SPECIAL INTENSIVE COURSE OF LECTURES AND DEMONSTRATIONS
(including Operative Surgery Course; Peroral Endoscopy Class and
Pathology Class, especially suitable for D.L.O. Students), in co-operation
with the Fellowship of Medicine, twice yearly—May and October.
COURSE IN METHODS OF EXAMINATION & DIAGNOSIS at frequent intervals.

SURGEONS

Mr HAROLD KISCH Mr F. W. WATKYN-THOMAS
Mr NICOL RANKIN Mr C. GILL-CAREY
Mr ARCHER RYLAND Mr J. D. MCLAGGAN

ASSISTANT SURGEONS

Mr W. A. MILL, Mr A. LOWNDES YATES, Mr N. ASHERSON

CLINICAL ASSISTANTS

Are appointed from among those duly qualified gentlemen who have been enrolled
as Post-Graduate Students of the Hospital.

FEES

For attendance on the practice of the Hospital—
Three months 5 guineas | Six months 8 guineas
Special Intensive Course.—
Clinical Course, £5, 5s., Operative Surgery, £7, 7s., Endoscopy, £6, 6s.,
Pathology, £5, 5s.

Further particulars on application to

ARCHER RYLAND, F.R.C.S.Ed.,
Dean.

JOHN H. YOUNG,
Secretary—Superintendent.


DeVilbiss

SPRAY N°15


WHEN you prescribe a De-
VILBISS Nose and Throat
Spray you assure your patient
of all the advantages that come
from the use of an instrument made with truly
scientific precision and in strict conformity
with the recommendations of medical science.

The adjustable tip of the DeVILBISS No. 15
Spray permits spraying in any direction—a
special advantage in the treatment of the
bronchial tubes and post-nasal cavities.

There are also special DeVILBISS Models for
professional use — fully illustrated catalogue
free on request.



*Note the
adjustable gold-
plated tip for
spraying in any
direction.*



AEROGRAPH CO. LTD.,
43 Holborn Viaduct
London, E.C. 1

*Sole Distributors of DeVILBISS
Products in the U.K.*

DEAFNESS!

The Choice of Medical Men

for their own deafness or to recommend to patients is the "Ardente" method, because it is so entirely different, uncopyable, and carries a written lifelong guarantee and service by its originator—Mr R. H. Dent—not any mere selling agent or company.

It is the most complete method—the commonsense way and the only individual method. Made in a wide range of types—one is suited to the individual needs of the patient, and only when tested and found suitable is the right type completed and supplied. Interest is taken and adjustments made in accordance with any changed condition of hearing of the user.

"Ardente" is the Choice of

Prof. SIR AMBROSE FLEMING, Kt., M.A., B.Sc., F.R.S., and many leading medical men—professional etiquette makes it necessary for us to withhold their names. "ARDENTE" is shown and appreciated at every B.M.A. meeting, and every improvement is made in direct collaboration after test and consultation with eminent medical men and scientists. No distinguished name used is that of a staff-member—all are of deaf people themselves lending their names and experience for the benefit of fellow-sufferers without personal gain or profit.

All are men of knowledge and world-wide experience, able to judge and have the BEST.

"Ardente" is the choice of every important medical journal and "TRUTH," and for use at Hospitals and supplied through charities, Government Departments (also used by government officials). Behind "ARDENTE" is a personality—his interest is yours, his success built by the recommendation of his users who chose "Ardente" on its merits—

"Ardente" can be tested Free at any of our Service Bureaux—the most complete in the whole deaf world—or at Doctors' surgeries or patients' homes any day, any time—week-ends and evenings if preferred. Please send for particulars—we will be happy to arrange a free demonstration to you if Deaf yourself or interested on behalf of patients.

"ARDENTE" STETHOSCOPE

Mr R. H. Dent makes a Stethoscope specially for members of the medical profession suffering from deafness. Many are in use, and excellent results are reported on the latest, as evidenced by the interest shown at the last B.M.A. Meeting.

Mr Dent is the inventor of "Ardente."

Mr Dent is the pioneer of individual ear-fitting.

Mr Dent is the originator of the "Free Home Test."



The greatest organisation in the service of the deaf with permanent SERVICE BUREAUX at


309 OXFORD STREET, LONDON, W.1

(between Oxford Circus and Bond Street Tube Station)

'PHONE MAYFAIR 1380/1718

9 Duke Street, CARDIFF
64 Park Street, BRISTOL
271 High Street, EXETER
118 New Street, BIRMINGHAM
37 Jameson Street, HULL
53 Lord Street, LIVERPOOL

27 King Street, MANCHESTER
23 Blackett Street, NEWCASTLE
206 Sauchiehall Street, GLASGOW
111 Princes Street, EDINBURGH
97 Grafton Street, DUBLIN
40 Wellington Place, BELFAST



CHEVALIER JACKSON'S INSTRUMENTS FOR OESOPHAGOSCOPY, LARYNGOSCOPY, AND BRONCHOSCOPY

New Models as made for Walter G. Howarth, F.R.C.S.

Each Instrument is made in accordance with the details of Chevalier Jackson's most recent models, and each is supplied with a *spare light carrier*, i.e., 2 light carriers and 2 lamps. All the models have been redesigned with a view to rendering them more easily cleansed; all the crevices and corners for the dirt have been taken away.

To ensure better visibility the tips of the forceps are *black*.

The Howarth-Jackson's Instruments are **less expensive than other American or English models**, and a further economy has been effected by rendering the instrument tips interchangeable, thus reducing the number of forceps handles and tips required.

The lamps are 2.5 volt and more durable than the usual models.

Manufactured only by

DOWN BROS., LTD.

SURGICAL INSTRUMENT MAKERS

21 and 23 ST THOMAS'S STREET

LONDON, S.E. 1

(Opposite Guy's Hospital)



Telegrams—"DOWN, LONDON."

Telephone—HOP 4400 (4 lines).

Second Edition (Reprint). Fully Revised and Enlarged.
Demy 8vo, 464 pp. 234 Text Illustrations and 12 Plates (of which 8 are in colour). 20s. net, Postage 9d.

DISEASES OF THE NOSE, THROAT, AND EAR

For Practitioners and Students
 Edited by **A. LOGAN TURNER, M.D., LL.D., F.R.C.S.E.**
Consulting Surgeon, Ear and Throat Department, Royal Infirmary, Edinburgh

With the collaboration of
J. S. FRASER, M.B., F.R.C.S.E. **J. D. LITHGOW, M.B., F.R.C.S.E.**
W. T. GARDINER, M.C., M.B., F.R.C.S.E. **G. EWART MARTIN, M.B., F.R.C.S.E.**
 and **DOUGLAS GUTHRIE, M.D., F.R.C.S.E.**

"May confidently be recommended for the use of students and practitioners."—LANCET.
"Will prove of the greatest value."—JOURNAL OF LARYNGOLOGY AND OTOTOLOGY.

Bristol: John Wright & Sons Ltd. Illustrated Catalogue free London: Simpkin Marshall Ltd.

INSTRUMENTS AND EQUIPMENT FOR

Examination of Ear, Nose and Throat, Operation on Tonsils, Adenoids, Mastoid, Nasal Septum

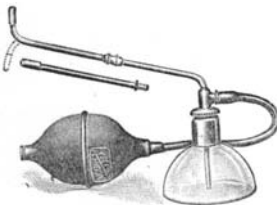
As supplied to and used in
 EAR, NOSE AND THROAT DEPARTMENT, ROYAL INFIRMARY, EDINBURGH
 THE EDINBURGH EYE, EAR AND THROAT INFIRMARY, ETC., ETC.

ALSO THE CHEVALIER JACKSON INSTRUMENTS


ARCHD. YOUNG & SON LTD., 57-61 FORREST RD., EDINBURGH

Surgical Instrument Makers to Royal Infirmary, Edinburgh
 'Phone: 20669. Telegrams: "Bandage, Edinburgh," A.B.C. Code, 6th Ed.

ROGERS' STANDARD SPRAYS



HAVE A
WORLD-WIDE REPUTATION
 For Efficiency & Reliability.
 They are made in many forms, scientifically
 designed for
**NASAL, PHARYNGEAL, POST-NASAL
 and LARYNGEAL TREATMENT.**



*Particulars gladly supplied
 on request.*
 Sole Manufacturer—
FRANK A. ROGERS (LATE OF OXFORD ST.),
1, Beaumont Street, London, W.1.

CONTENTS

	PAGE
ERUPTIONS INVOLVING THE EXTERNAL AUDITORY MEATUS. H. W. Barber, M.B., F.R.C.P., London	589
CEREBELLAR ABSCESS IN CHILDHOOD. Douglas Guthrie, Edinburgh	604
ANÆSTHETICS IN RELATION TO THROAT, NOSE, AND EAR CASES. Dr. J. W. Leitch, Edinburgh	612
CLINICAL RECORDS—	
A Case of Mastoid Infection by the Clostridium Septique complicated by Thrombosis of the Cavernous Sinuses. W. A. Mill, London, and J. R. F. Popplewell, London	618
Case of Labyrinthitis complicating Acute Otitis Media. W. S. Thacker Neville, Harrogate	621
Hæmangioma of Pharynx causing Hæmoptysis. Alfred Walford, Cambridge	623
SOCIETIES' PROCEEDINGS—	
Scottish Otological Society	624
Royal Society of Medicine—Section of Otology	630
ABSTRACTS—	
The Ear	643
The Nose and Accessory Sinuses	648
The Larynx	651
The Pharynx	652
The Œsophagus and Endoscopy	654
Miscellaneous	655
REVIEWS OF BOOKS	656
GENERAL NOTES	659

PERCAINE “CIBA”

Trade Mark Registered

The New Local Anæsthetic for Regional, Infiltration, Surface and Spinal Anæsthesia

Acts in extreme dilution (0.5—2 : 1000).

Produces anæsthesia of hitherto unattained intensity and duration.
Not a narcotic. Economical in use.

Belongs chemically to a class entirely different from cocaine and its derivatives.

Vide *British Medical Journal*, March 15, 1930, pp. 488-9 and 495-6. and April 5, 1930, pp. 669-70. *The Lancet*, March 15, 1930, pp. 573-4 and 587. *British Journal of Anæsthesia*, April & July 1930, and January 1931. *Proceedings of the Royal Society of Medicine*, May 1930, pp. 919-28. *British Journal of Urology*, June 1930, pp. 129, 130 and 179. *Edinburgh Medical Journal*, April 1931. *St Bartholomew's Hospital Journal*, February 1931, pp. 93-96.

Packages available:

<p>Percaine (Hydrochloride) Crystals (For solutions) 5 grm.</p> <p>Percaine Base (For ointments and oily solutions) 5 grm.</p> <p>Percaine Tablets (for the preparation of solutions). Tubes of 30 × 0.05 grm. Tubes of 10 × 0.1 grm.</p> <p>Percaine-Adrenalin Tablets Tubes of 10.</p>	<p>Percaine Ampoules</p> <p>Boxes of 5 × 5 c.c. Solution 1 : 1000 (with Adrenalin). Boxes of 2 × 30.5 c.c. Solution 1 : 1000 (with Adrenalin). Boxes of 10 × 30.5 c.c. Solution 1 : 1000 (with Adrenalin). Boxes of 10 × 2.8 c.c. Solution 2 : 1000 (with Adrenalin). Boxes of 10 × 2.8 c.c. Solution 3 : 1000 (with Adrenalin). Boxes of 12 × 20 c.c. Solution 1 : 1600, for Spinal Anæsthesia.</p>
--	---

THE CLAYTON ANILINE Co. Ltd., 40 Southwark Street, LONDON, S.E.1
Telephones: Hop 4474 (3 lines). Pharmaceutical Department. Telegrams: Cibadyes Boroh London.