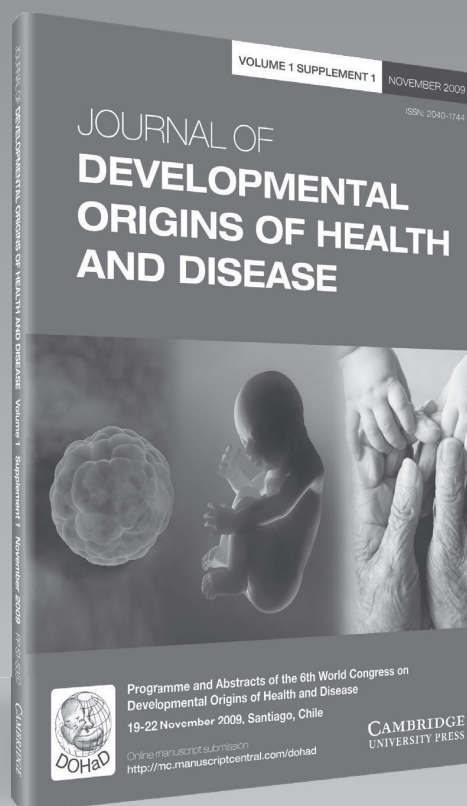


## Discover the benefits of *JDOHaD* on Cambridge Journals Online (CJO)

- Register for content alerts and receive notification when new articles are published online  
[journals.cambridge.org/doh-alerts](http://journals.cambridge.org/doh-alerts)
- Save searches
- Search across Cambridge Books Online (CBO) and Cambridge Journals Online (CJO) simultaneously using our new faceted search functionality
- Register for updates on new developments and sample content from your 'favourite journals'
- Easily download citations to reference management software
- Access CJO on your mobile: CJOm is optimised for smart phones and other small mobile devices



Members of DOHaD receive free access to the Journal.  
If you have any problems setting up your online access please contact:  
[journals\\_societies@cambridge.org](mailto:journals_societies@cambridge.org)

### Submit your research to JDOHaD

The Journal covers all aspects of research in developmental origins of health and disease (DOHaD) – from basic molecular research to health and disease outcomes, translation into policy and wider social and ethical issues.

- Global Editorial Board
- Dissemination of your research to over 5,000 libraries worldwide, including access through aid donation schemes
- Efficient online manuscript submission and tracking at ScholarOne™ Manuscripts
- *FirstView* publication of articles online ahead of issue and print allocation
- Generous copyright policies, compliant with all the major funding bodies
- State-of-the-art online hosting
- Forward reference linking
- Permanent record through DOI/CrossRef
- No submission or page charges
- Authors receive a free pdf of the final article

[mc.manuscriptcentral.com/dohad](http://mc.manuscriptcentral.com/dohad)



[journals.cambridge.org/doh](http://journals.cambridge.org/doh)

 **CAMBRIDGE**  
UNIVERSITY PRESS

CAMBRIDGE

JOURNALS

# Children Australia

Published for The Australian Association of Special Education Inc.

## Editor

Jennifer Lehmann, La Trobe University, Australia

*Children Australia* links policy, research and practice issues on matters associated with children, young people and family wellbeing. It challenges some of the traditional ideas, practices and 'silos' associated with professional disciplines, roles and activities. The journal provides an opportunity for professional staff, academics and others concerned with children, youth and families, to report on a wide range of topics that address Australian and international ideas and developments. It is highly relevant to a wide readership, including academics, administrators, teachers, students and all professionals working in human services fields. Debate and discussion is encouraged as a means to explore and develop the myriad practices contributing to the well-being for children, young people and their families.

## Price information

is available at: <http://journals.cambridge.org/cha>

## Free email alerts

Keep up-to-date with new material – sign up at  
<http://journals.cambridge.org/alerts>



*Children Australia* is available online at:  
<http://journals.cambridge.org/cha>

## To subscribe contact Customer Services

### in Cambridge:

Phone +44 (0)1223 326070  
Fax +44 (0)1223 325150  
Email [journals@cambridge.org](mailto:journals@cambridge.org)

### in New York:

Phone +1 (845) 353 7500  
Fax +1 (845) 353 4141  
Email  
[subscriptions\\_newyork@cambridge.org](mailto:subscriptions_newyork@cambridge.org)

For free online content visit:  
<http://journals.cambridge.org/cha>



CAMBRIDGE  
UNIVERSITY PRESS

CAMBRIDGE

JOURNALS

# Expert Reviews in Molecular Medicine

Published in association with the Centre for Applied Research  
in Educational Technologies (CARET)

## Editor-in-Chief

Timothy M. COX, Department of Medicine, University of Cambridge, UK  
Julian Sale, MRC Laboratory of Molecular Biology, UK


*Expert Reviews in Molecular Medicine* is an innovative online journal featuring authoritative and timely *Reviews* and open access original research which falls under our newly founded *Discovery* section. Coverage includes gene therapy, immunotherapeutics, drug design, vaccines, genetic testing, pathogenesis, microbiology, genomics, molecular epidemiology and diagnostic techniques. We especially welcome reviews and timely research findings on translational aspects of molecular medicine, particularly those related to the application of new understanding of the molecular basis of disease to experimental medicine and clinical practice.

## Price information

is available at: <http://journals.cambridge.org/erm>

## Free email alerts

Keep up-to-date with new material – sign up at  
<http://journals.cambridge.org/erm-alerts>



## *Expert Reviews in Molecular Medicine*

is available online at:  
<http://journals.cambridge.org/erm>

## To subscribe contact Customer Services

**in Cambridge:**  
Phone +44 (0)1223 326070  
Fax +44 (0)1223 325150  
Email [journals@cambridge.org](mailto:journals@cambridge.org)

**in New York:**  
Phone +1 (845) 353 7500  
Fax +1 (845) 353 4141  
Email  
[subscriptions\\_newyork@cambridge.org](mailto:subscriptions_newyork@cambridge.org)

For free online content visit:  
<http://journals.cambridge.org/erm>



**CAMBRIDGE**  
UNIVERSITY PRESS

CAMBRIDGE

JOURNALS

# Genetics Research

## Editor-in-Chief

Noam Shomron, Tel Aviv University, Israel

*Genetics Research* is a key forum for original research on all aspects of human and animal genetics, reporting key findings on genes, mutations and molecular interactions leading to a better understanding of human disease. The journal focuses on the use of new technologies, such as massive parallel sequencing together with bioinformatics analysis, to produce increasingly detailed views of how genes function in tissues and how these genes perform, individually or collectively, in disease aetiology. The journal publishes original work, review articles, short papers, computational studies, and novel methods and techniques in research covering humans and well-established genetic organisms (such as the mouse and rat). Key subject areas include medical genetics, genomics, human evolutionary and population genetics, bioinformatics, genetics of complex traits, molecular and developmental genetics, Evo-Devo, quantitative and statistical genetics, behavioural genetics and environmental genetics. The breadth and quality of research make the journal an invaluable resource for medical geneticists, molecular biologists, animal breeders, and researchers involved in genetic basis of diseases, evolutionary and developmental studies.


## Price information

is available at: <http://journals.cambridge.org/grh>

## Free email alerts

Keep up-to-date with new material – sign up at  
<http://journals.cambridge.org/grh-alerts>

For free online content visit: <http://journals.cambridge.org/grh>



## Genetics Research

is available online at:

<http://journals.cambridge.org/grh>

## To subscribe contact Customer Services

### in Cambridge:

Phone +44 (0)1223 326070

Fax +44 (0)1223 325150

Email [journals@cambridge.org](mailto:journals@cambridge.org)

### in New York:

Phone +1 (845) 353 7500

Fax +1 (845) 353 4141

Email

[subscriptions\\_newyork@cambridge.org](mailto:subscriptions_newyork@cambridge.org)



CAMBRIDGE  
UNIVERSITY PRESS

CAMBRIDGE

JOURNALS

# Journal of Relationships Research

## Editor

Terry Bowles, *Melbourne University, Australia*

This innovative journal provides researchers and practitioners with access to quality, interdisciplinary, peer-reviewed articles covering the entire range of fields associated with personal, intimate, organizational and family, and social relationships, development, training and analysis of human relationship skills across the life-span. Originally an initiative of the Psychology of Relationships Interest Group of the Australian Psychological Society, the journal became independent within its first year with the intention of publishing papers from the full array of researchers of relationship.

The journal features an experienced and eclectic Editorial Board and is international in its reach. There is a special emphasis on contributions from Asia, including the subcontinent and Pacific regions but the journal welcomes papers from all other parts of the world.

*Journal of Relationships Research* is published online-only in continuous yearly issues ensuring that the definitely accurate copy-edited and proof-read version of each research article is available to the worldwide research community within weeks of a successful peer review.



*Journal of Relationships Research* is available online at:  
<http://journals.cambridge.org/jrr>

## To subscribe contact Customer Services

### in Cambridge:

Phone +44 (0)1223 326070  
Fax +44 (0)1223 325150  
Email [journals@cambridge.org](mailto:journals@cambridge.org)

### in New York:

Phone +1 (845) 353 7500  
Fax +1 (845) 353 4141  
Email  
[subscriptions\\_newyork@cambridge.org](mailto:subscriptions_newyork@cambridge.org)

## Free email alerts

Keep up-to-date with new material – sign up at

[journals.cambridge.org/jrr-alerts](http://journals.cambridge.org/jrr-alerts)

For free online content visit:  
<http://journals.cambridge.org/jrr>



CAMBRIDGE  
UNIVERSITY PRESS

CAMBRIDGE

JOURNALS

# Zygote

The Biology of Gametes and Early Embryos

## Editor-in-Chief

Brian Dale, *Centre for Reproductive Biology, Clinica Villa del Sole, Napoli, Italy*


## North American Editor

Jacques Cohen, *Tyho-Galileo Research Laboratories, USA*

## Asian Pacific Editor

Norio Suzuki, *Hokkaido University, Japan*

*Zygote* is an international journal dedicated to rapid publication of original research in early embryology. It covers interdisciplinary studies in animals and humans, from gametogenesis through fertilization to gastrulation. The scope includes gametogenesis, sperm–oocyte interaction, gamete and embryo physiology, cell polarity, cell–cell interactions, nuclear transfer, haploidization, molecular and developmental genetics, in-vitro fertilization, stem-cell and cryoconservation technologies. The editors favour work describing fundamental processes in the cellular and molecular mechanisms of animal development. New technologies, clinical papers, review articles, debates and letters are prominent features.



*Zygote* is available online at:  
<http://journals.cambridge.org/zyg>

## To subscribe contact Customer Services

### Americas:

Phone +1 (845) 353 7500

Fax +1 (845) 353 4141

Email

[subscriptions\\_newyork@cambridge.org](mailto:subscriptions_newyork@cambridge.org)

### Rest of world:

Phone +44 (0)1223 326070

Fax +44 (0)1223 325150

Email [journals@cambridge.org](mailto:journals@cambridge.org)

## Free email alerts

Keep up-to-date with new material – sign up at

[journals.cambridge.org/alerts](http://journals.cambridge.org/alerts)

For free online content visit:  
<http://journals.cambridge.org/zyg>



CAMBRIDGE  
UNIVERSITY PRESS

## Instructions to Authors

### Scope

*Twin Research and Human Genetics* is the official journal of the International Society for Twin Studies and the Human Genetics Society of Australasia. *Twin Research and Human Genetics* communicates the results of original research in human genetics with a special emphasis on multiple birth research. It also provides timely state-of-the-art reviews on all aspects of human genetics and twin studies. Topics covered include: genetic epidemiology, behavioral genetics, complex diseases, endocrinology, fetal pathology, medical genetics, obstetrics, pediatrics, psychiatric genetics and other areas of human genetics, with an emphasis on twin studies.

### Editorial policy

All contributions and general correspondence regarding editorial matters should be addressed to the Editor and sent to the Editorial Office. Manuscripts submitted to the journal must represent reports of original research. Manuscripts will be sent for anonymous review either by members of the editorial board, or by individuals of similar standing in the field. Authors are requested to submit up to three suggested reviewers for the manuscript. Authors will be notified of acceptance, rejection or the need for revision within 6 weeks. When a manuscript is returned to the corresponding author for revision, it should be returned to the Editors within 2 months, otherwise it may be considered withdrawn. Accepted manuscripts will appear in the journal within 3 months, whenever possible.

### Preparation of the manuscripts

All manuscripts should be in English presented electronically in Word or Word Perfect. All sections of the manuscript should be double-spaced with one-inch margins on all four sides.\* Please subdivide manuscripts into the following sequence of sections: Title page, Abstract, Introduction, Materials and methods, Results, Discussion, Acknowledgement, References, Tables, Figure legends. Number each page (title page is 1). Please indicate the position of each figure and table in the text using the words 'Figure X about here'.

\*Manuscripts will be charged publication charges of:

ISTS members (first or last author) — AUD100.00 per printed page for each page  
Non-ISTS members (first/last author) — AUD150.00 per printed page for each page

In general, the formatting requirements are those recommended by the American Psychological Association (APA), especially for references:

American Psychological Association. (2001). *Publication manual of the American Psychological Association* (5th ed.). Washington, DC: Author.

### Title page/keywords

The title should be as brief as possible with no abbreviations. Include each author's initials and surname and complete addresses in English, including department, institution, city with postal code and country (indicating clearly which author is at which address). A corresponding author should be indicated with telephone, fax numbers and e-mail address provided. Please also provide a running title of not more than 50 characters.

### Abstract

The second page of the manuscript should contain only an abstract in a single paragraph of not more than 200–250 words. Abbreviations and reference citations should be avoided.

### Introduction

The introduction should assume that the reader is knowledgeable in the field and should therefore be a brief as possible, not exceeding 1500 words. Do not use the heading 'Introduction'.

### References

References should follow the general format advocated by the *Publication Manual of the American Psychological Association* (6th ed.). However, in the text, 'et al.' should be used for references with three or more authors, as follows:

One author: (Jones, 1981)

Two authors: (Jones & Smith, 1981)

Three or more authors: (Jones et al., 1981).

At the end of the manuscript references should be listed (double-spaced) in alphabetical order. If an article has more than seven authors, list the names of the first six authors followed by ... and then the last author's name in the reference entry. Full periodical titles should be used and first and last page numbers for each reference should be provided. Abstracts and letters must be identified as such.

### Abbreviations

These should be defined in parentheses after their first mention in the text, except for the use of accepted abbreviations, such as SI symbols, which need not be defined. Use generic names when referring to drugs; trade names may be given in parentheses at first mention.

### Tables

These should be submitted in Word format, numbered consecutively with Arabic numerals, and placed after the references. Tables should be self-explanatory and include a brief descriptive title. Footnotes to tables indicated by lower case letters are acceptable, but they should not include extensive experimental detail. Please indicate in the manuscript the most appropriate position for each table using the words "Table X about here".

### Illustrations, figures, photographs and mathematics:

#### Electronic submission of artwork

1. Photographs, graphs and figures should be prepared to the correct size (max. width 80 mm

single column or up to 160 mm double column) and each one supplied as an individual file, separate to the manuscript Word file. Include placement instructions in the Word document, such as 'Insert Fig 1 about here'. Figures can be supplied and printed in either black and white or full colour – please note that colour printing incurs an additional charge of \$300 per page.

– Figures created in Microsoft Word, Excel or Powerpoint need to be saved as PDFs.

– Figures created in a drawing program such as Adobe Illustrator, CorelDRAW, Freehand, Microsoft Publisher or similar should be saved as an EPS (encapsulated postscript) files or as PDFs.

– Figures created in Photoshop or with other photographic software should be saved with a minimum resolution of 600 dpi and in TIF format. Minimum resolution for scanned graphics is 300 dpi for halftone work (e.g., photographs) and 600 dpi for line art, and these should also be in TIF format.

2. Manuscripts that contain equations created with LaTeX or similar specialist software need to be supplied as a PDF file as well as a Microsoft Word document.

3. Prior to sending artwork, the separate files of figures, graphs, illustrations and so on should be printed by the author to test that the fonts have been embedded correctly and there is no distortion in the artwork (e.g., lines and fonts reproduce cleanly with no jagged lines or fuzzy edges), as any such faults cannot be corrected by the publisher.

4. Preferred method of submission: email as attachments to ISTS@qimr.edu.au.

If your artwork does not meet these guidelines, it may be returned to you.

### Reviews

Scholarly reviews of topics within the scope of *Twin Research and Human Genetics* will be considered for publication after paper review. Please send a one-page letter of inquiry to the editor before preparing your manuscript to make sure that a similar review is not in press.

### Proofs

Manuscripts will be scheduled for publication upon receipt of proofs. Extensive changes to the proofs will result in publication delay. Important new information that has become available between acceptance of the manuscript and receipt of the proofs may be inserted as an Addendum in proof with the permission of an Editor. Proofs must be checked immediately for typographical errors and returned to the publisher along with the copyright assignment form. Authors will receive a PDF offprint of their article.

## contents

**Articles**

Missouri Mothers and Their Children: A Family Study of the Effects of Genetics and the Prenatal Environment **485**  
*Valerie S. Knopik, Andrew C. Heath, Kristine Marceau, Rohan H. C. Palmer, John E. McGueary, Alexandre Todorov, Allison Schettini Evans*

Developmental Changes in Genetic and Shared Environmental Contributions to Smoking Initiation and Subsequent Smoking Quantity in Adolescence and Young Adulthood **497**  
*Cristina B. Bares, Kenneth S. Kendler, Hermine H. Maes*

Gene–Environment Interaction Effects of Peer Deviance, Parental Knowledge and Stressful Life Events on Adolescent Alcohol Use **507**  
*Megan E. Cooke, Jacquelyn L. Meyers, Antti Latvala, Tellervo Korhonen, Richard J. Rose, Jaakko Kaprio, Jessica E. Salvatore, Danielle M. Dick*

Independent Replication and Meta-Analysis for Endometriosis Risk Loci **518**  
*Yadav Sapkota, Amelie Fassbender, Lisa Bowdler, Jenny N. Fung, Daniëlle Peterse, Dorien O, Grant W. Montgomery, Dale R. Nyholt, Thomas M. D'Hooghe*

Higher Prevalence of Left-Handedness in Twins? Not After Controlling Birth Time Confounders **526**  
*Kauko Heikkilä, Eero Vuoksima, Aulikki Saari-Kemppainen, Jaakko Kaprio, Richard J. Rose, Jari Haukka, Janne Pitkaniemi, Matti Iivanainen*

Genetic and Environmental Overlap Between Childhood Maltreatment and Adult Physical Health **533**  
*Susan C. South, Markus H. Schafer, Kenneth F. Ferraro*

Genetic and Environmental Contributions to Personality Trait Stability and Change Across Adolescence: Results From a Japanese Twin Sample **545**  
*Tetsuya Kawamoto, Toshihiko Endo*

Zyosity Differences in Height and Body Mass Index of Twins From Infancy to Old Age: A Study of the CODATwins Project **557**

*Aline Jelenkovic, Yoshie Yokoyama, Reijo Sund, Chika Honda, Leonie H Bogl, Sari Aaltonen, Fuling Ji, Feng Ning, Zengchang Pang, Juan R. Ordoñana, Juan F. Sánchez-Romera, Lucía Colodro-Conde, S. Alexandra Burt, Kelly L. Klump, Sarah E. Medland, Grant W. Montgomery, Christian Kandler, Tom A. McAdams, Thalia C. Eley, Alice M. Gregory, Kimberly J. Saudino, Lise Dubois, Michel Boivin, Adam D. Tarnoki, David L. Tarnoki, Claire M. A. Haworth, Robert Plomin, Sevgi Y. Öncel, Fazil Aliiev, Maria A. Stazi, Corrado Fagnani, Cristina D'Ippolito, Jeffrey M. Craig, Richard Saffery, Sisira H. Siribaddana, Matthew Hotopf, Athula Sumathipala, Fruhling Rijdsdijk, Timothy Spector, Massimo Mangino, Genevieve Lachance, Margaret Gatz, David A. Butler, Gombojav Bayasgalan, Danshiitsoodol Narandalai, Duarte L. Freitas, José Antonio Maia, K. Paige Harden, Elliot M. Tucker-Drob, Bia Kim, Youngsook Chong, Changhee Hong, Hyun Jung Shin, Kaare Christensen, Axel Skytthe, Kirsten O. Kyvik, Catherine A. Derom, Robert F. Vlietinck, Ruth J. F. Loos, Wendy Cozen, Amie E. Hwang, Thomas M. Mack, Mingguang He, Xiaohu Ding, Billy Chang, Judy L. Silberg, Lindon J. Eaves, Hermine H. Maes, Tessa L. Cutler, John L. Hopper, Kelly Aujard, Patrik K. E. Magnusson, Nancy L. Pedersen, Anna K. Dahl Aslan, Yun-Mi Song, Sarah Yang, Kayoung Lee, Laura A. Baker, Catherine Tuvblad, Morten Bjerregaard-Andersen, Henning Beck-Nielsen, Morten Sodemann,*

*Kauko Heikkilä, Qihua Tan, Dongfeng Zhang, Gary E. Swan, Ruth Krasnow, Kerry L. Jang, Ariel Knafo-Noam, David Mankuta, Lior Abramson, Paul Lichtenstein, Robert F. Krueger, Matt McGue, Shandell Pahlen, Per Tynelius, Glen E. Duncan, Dedra Buchwald, Robin P. Corley, Brooke M. Huibregtse, Tracy L. Nelson, Keith E. Whitfield, Carol E. Franz, William S. Kremen, Michael J. Lyons, Syuichi Ooki, Ingunn Brandt, Thomas Sevenius Nilsen, Fujio Inui, Mikio Watanabe, Meike Bartels, Toos C. E. M. van Beijsterveldt, Jane Wardle, Clare H. Llewellyn, Abigail Fisher, Esther Rebato, Nicholas G. Martin, Yoshinori Iwatani, Kazuo Hayakawa, Joohon Sung, Jennifer R. Harris, Gonke Willemsen, Andreas Busjahn, Jack H. Goldberg, Finn Rasmussen, Yoon-Mi Hur, Dorret I. Boomsma, Thorkild I. A. Sørensen, Jaakko Kaprio, Karri Silventoinen*

Genetic and Environmental Effects on Weight, Height, and BMI Under 18 Years in a Chinese Population-Based Twin Sample **571**  
*Qingqing Liu, Canqing Yu, Wenjing Gao, Weihua Cao, Jun Lyu, Shengfeng Wang, Zengchang Pang, Liming Cong, Zhong Dong, Fan Wu, Hua Wang, Xianping Wu, Guohong Jiang, Binyou Wang, Liming Li*

Intergenerational Cohort Study of Preterm and Small-for-Gestational-Age Birth in Twins and Singletons **581**  
*Marie Bladh, Ann Josefsson, John Carstensen, Orvar Finnström, Gunilla Sydsjö*

Higher Incidence of Hypospadias in Monochorionic Twins **591**  
*Remco Visser, Nienke C. M. Burger, Erik W. van Zwet, Yvonne Hilhorst-Hofstee, Monique C. Haak, Joop van den Hoek, Dick Oepkes, Enrico Lopriore*

Congenital Malformations Associated With a Single Umbilical Artery in Twin Pregnancies **595**  
*Sarah E. Mitchell, Karen Reidy, Fabricio Da Silva Costa, Ricardo Palma-Dias, Thomas J. Cade, Mark P. Umstad*

Application of Umbilical Artery Classification in Complicated Monochorionic Twins **601**  
*Lucia Pasquini, Silvia Conticini, Tiziana Tomaiuolo, Giovanni Sisti, Viola Seravalli, Carlo Dani, Mariarosaria Di Tommaso*

Cerebral Lesions at Fetal Magnetic Resonance Imaging and Neurologic Outcome After Single Fetal Death in Monochorionic Twins **606**  
*Birgit Jatzko, Judith Rittenschober-Böhm, Mariella Mailath-Pokorny, Christof Worda, Daniela Prayer, Gregor Kasprian, Katharina Worda*

**News, Views and Comments**

Zyosity Diagnosis: When Physicians and DNA Disagree/Twin Research: Sex-Discordant Chimeric Twins; Unrelated Bone Marrow Transplantation in Infant Twins With Congenital Amegakaryotic Thrombocytopenia; Twin Study of Attractiveness to Mosquitoes; Twins Coping With Crisis/Media Highlights: The Less Favored Twin; Paternity Issues; Twins With Late-Onset Tay-Sachs Disease; Triplets at MIT **613**  
*Nancy L. Segal*

**Obituary**

Aldur W. Eriksson 7.1.1927–3.4.2015 **619**  
*Johan Fellman, Paolo Parisi*

ISSN 1832-4274

**Cambridge Journals Online**

For further information about this journal please go to the journal website at: [journals.cambridge.org/thg](http://journals.cambridge.org/thg)

**CAMBRIDGE**  
UNIVERSITY PRESS