

The Journal of Laryngology and Otology

EDITED BY
SIR GEOFFREY BATEMAN

ASSISTANT EDITOR
LIONEL TAYLOR

Contents

✓ The surgical management of laryngotracheal injury Techniques for demonstrating the epithelial lining of the larynx	DOUGLAS P. BRYCE	547 ✓
A therapeutic speech amplifier and its use in speech therapy	P. M. STELL, IRENE GREGORY and J. WATT	589
Ultrasonic labyrinthectomy	MARGARET C. L. GREENE, B. W. WATSON, P. GAY and D. B. K. TOWNSEND	595
Myringoplasty	I. FREW	607
Clinical records—	J. B. BOOTH	613
✓ Percutaneous injection of a vocal cord with Teflon	WILLIAM B. HURST	633 ✓
✓ Acoustic stapedius reflex elicited after stapedec- tomy	S. PRASANSUK and R. HINCHCLIFFE	637 ✓
Granular cell myoblastoma of the larynx	BRIAN L. WOLFOWITZ and ARNOLD JAFFE	643
Submandibular hydatid cyst	SURJIT SINGH	647
Mycetoma of middle ear cleft	D. L. CHHANGANI, S. C. PANDHI, S. P. POPLI and K. R. JOSHI	651
Haemophilic pseudotumour of the temporal bone	D. KILBY, A. L. BLOOM and S. H. RICHARDS	657
General notes		665

Headley Brothers Ltd

Ashford, Kent

The Journal of Laryngology and Otology

(FOUNDED in 1887 by MORELL MACKENZIE and NORRIS WOLFENDEN)

EDITED BY
SIR GEOFFREY BATEMAN

ASSISTANT EDITOR
LIONEL TAYLOR

1. Original articles which have not been published elsewhere are invited and should be sent to the Editor. They are considered for publication on the understanding that they are contributed to this *Journal* solely. Reproduction elsewhere, in whole or in part, is not permitted without the previous written consent of the Author and Editor and the customary acknowledgement must be made.

2. Manuscripts should be typewritten, on one side only of the paper, and well spaced. Captions to illustrations should be typed on a separate sheet and sent at the same time as original photographs, etc.

The Harvard system of recording references should be used, e.g. GREEN, C., and BROWN, D. (1951), *Journal of Laryngology and Otology*, 65, 33. The titles of all Journals should be given without abbreviation.

It is most important that authors should verify personally the accuracy of every reference before submitting a paper for publication.

3. Galley proofs and engraver's proofs of illustrations are sent to the author. Corrections, which should be kept to a minimum, must be clearly marked, and no extra matter added. Proofs should be returned within 5 days.

4. Illustration blocks will normally be held by the Printers for three years, after which they will be destroyed. Any author is entitled to have these returned to him, but a request for this must be sent within three years of the appearance of the article, to HEADLEY BROTHERS LTD., The Invicta Press, Ashford, Kent. Coloured illustrations will be charged to authors, unless a special grant is authorized by the Editor.

5. Orders for reprints must be sent when returning galley proofs, and for this purpose special forms are supplied.

6. Editorial communications may be addressed to THE EDITOR, *Journal of Laryngology*, c/o HEADLEY BROTHERS LTD., The Invicta Press, Ashford, Kent.

7. The annual subscription is £8 (eight pounds sterling) post free; U.S.A. \$23 post free, and payable in advance.

8. Single copies of current or back numbers (when available) will be on sale at £1 (including postage) each.

9. All subscriptions, advertising and business communications should be sent to the publishers, or subscription agents.


HEADLEY BROTHERS LTD.

The Invicta Press, ASHFORD, Kent.

© *Journal of Laryngology and Otology Ltd.*, 1972

AMPLIVOX 84

The successor to the world's most widely used clinical Audiometer.



**Take a look at all the advantages you get
with this superb audiometer.**

- *Pure tone at eleven frequencies—now including 750 Hz*
- *Bone conduction at eight frequencies*
- *Narrow band masking via insert and headphones
Automatic presentation*
- *ISO specification*
- *Trimpot calibration*
- *Continuously variable second channel for ABLB
(Fowler) recruitment test*
- *Tone decay test*
- *Illuminated patient's signal*

PLUS Calibrated speech audiometry via microphone or tape.

Write now for illustrated brochure to :

AMPLIVOX HEARING CONSERVATION LTD

Beresford Avenue, Wembley, Middx. HAO 1 RU. Phone : 01-902 8991

UNRIVALLED VERTIGO DIAGNOSIS


Series 3050 Electronystagmograph



The series 3050 Electronystagmograph is the most notable advance in the field of vertigo diagnosis to date. This portable, compact unit provides new high definition fine line recordings from direct writing heated stylus, easy chart loading with minimal chart waste, and dual speed drive, 5 and 10 mm per sec. Nystagmus duration and intensity are recorded free of distortion or artifact thanks to highly stable, high performance circuitry. Patient safety stringently observed.

The 3050 electronystagmograph is another product of Watson Victor's long experience — it's fully transistorised and measures a most compact 12" x 12" x 5". Power requirements: 240 Volt 50Hz or 110 Volt 60Hz. This includes the powering of inbuilt calibration lights.

U.K. Distributors: Amplivox Limited, Beresford Avenue, Wembley, Middlesex, HAO 1RU.



Watson Victor Ltd.

95 Epping Rd,
North Ryde,
NSW 2113. AUST.

Please forward me further information on the
Cardiotrace 3050 Electronystagmograph

Name

Address

SPS9.411.486A

THE LARYNGOSCOPE

A Monthly Journal
devoted to the disease of
EAR, NOSE AND THROAT

*Official organ for the American Laryngological
Rhinological and Otological Society*

Price \$25.00 per year Canada \$27.00 per year
Foreign \$27.00 per year

ESTABLISHED 1896

JOSEPH H. OGURA, M.D.
EDITOR

222 PINE LAKE ROAD, COLLINSVILLE,
ILLINOIS 62234



THE NEW ACOUSTIC IMPEDANCE METER

PETERS

Audiometers and Sound Proof
Rooms for clinics, hospitals, schools and
factories all over the world

Literature and further information from:

PETERS

Head Office: 55 Clarkehouse Road,
Sheffield S10 2LE Telephone 0742 64434

Regional Sales and Service Centres

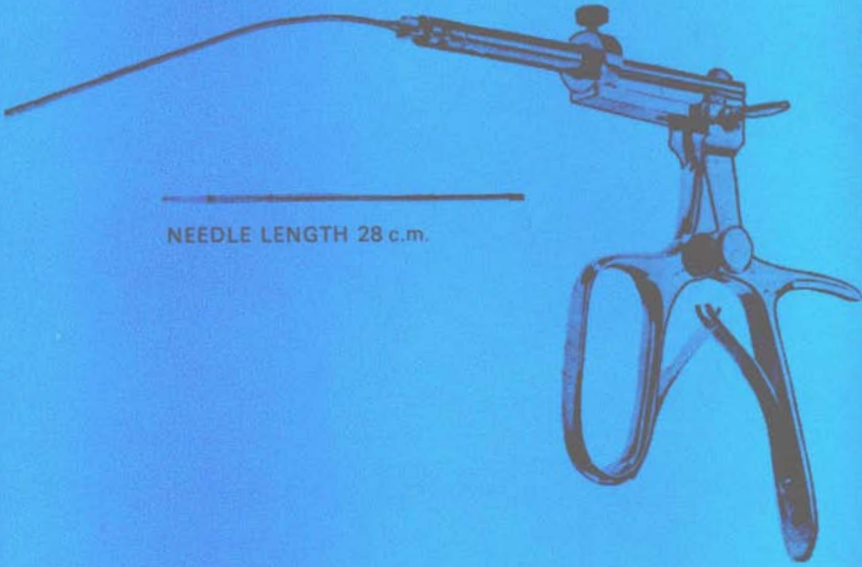
London: 45 New Cavendish Street,
London W1 Telephone 01-935 2604

South West England: 7 St. Augustine's Parade,
Bristol BS1 4 HX Telephone 0272 20737

Please mention *The Journal of Laryngology and Otology* when replying to advertisements

TEFLON PASTE INJECTION SYRINGE

BY P. McKELVIE F.R.C.S., D.L.O.




NEEDLE LENGTH 28 c.m.

The Teflon Paste Syringe was developed to overcome the difficulties experienced with other types of Laryngeal Injection Syringes which were difficult to use and fill, due to the resistance of the Teflon Paste.

DOWN BROS AND MAYER & PHELPS LIMITED
CHURCH PATH MITCHAM SURREY ENGLAND



THE STUART SILASTIC[®] PHARYNGO-LARYNGECTOMY TUBE WITH DACRON MESH BACKING



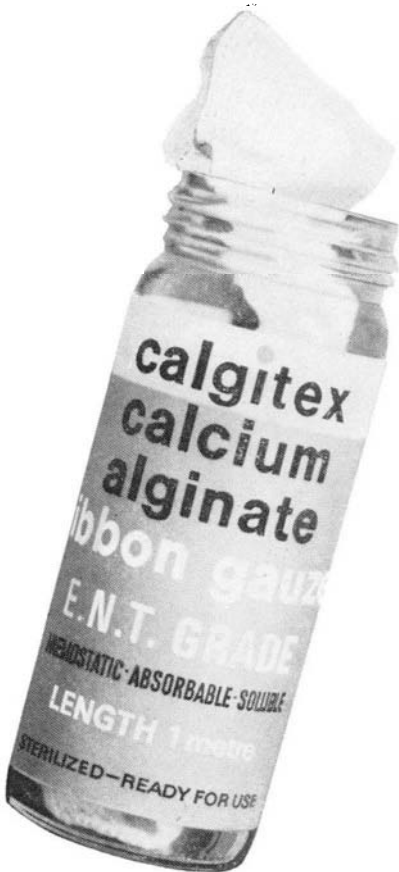
Repair after pharyngo-laryngectomy continues to present many problems. The method using a permanently sited plastic tube was described in 1966 (*Journal of Laryngology and Otology* 1966 - 80 - 382 - 935). A new tube has now been designed consisting of a Silastic[®] Silicone rubber tube covered with Dacron Mesh. This material does not harden in situ and is easily modified in shape or length. The upper end of the tube is sutured into the floor of the mouth and the lower end slipped down the remaining oesophagus. Stabilization is facilitated by encircling the upper end with the hyoid bone which is left in place. In patients with a small pharyngostome the funnel end of the tube can be shaped with scissors to avoid compression oedema of the tongue. A feeding tube is passed through the prosthesis into the stomach for ten days, after which the patient swallows normally through the prosthesis and can then return to a normal diet avoiding large pieces of meat etc., which might obstruct the lumen; it is surprising how rarely, however, this occurs. Twenty-one patients have been treated in this way with satisfactory results.

D. W. Stuart, F.R.C.S.,
Consultant E.N.T. Surgeon,
North Staffs Royal Infirmary,
Stoke-on-Trent.

DOWN BROS AND MAYER & PHELPS LIMITED
CHURCH PATH MITCHAM SURREY ENGLAND



THERE IS NOTHING NEW ABOUT calgitex* E.N.T. RIBBON GAUZE



Used extensively by E.N.T. surgeons throughout the world. Calgitex is highly suitable for packing procedures due to its soft texture, and slow absorption rate

- *Extensive compatibility with antibiotics
- *Non-adherent dressing.
- *Easy and painless removal.

Please send coupon for samples and literature:-

Medical Alginates Limited.
Wadsworth Road, Perivale,
Middlesex, England.

NAME _____

ADDRESS _____

Please send me samples and literature
of Calgitex ENT Ribbon Gauze

MEDICAL ALGINATES LTD.

Wadsworth Road, Perivale, Middlesex. Tel. 01-997 4441

A member of the Optrex Group

*Reg'd Trade Mark

SUDAFED

nasal decongestant

The efficacy of SUDAFED as a decongestant has recently been demonstrated:

“In a double blind trial, oral pseudoephedrine (60 mg) was shown to produce a significant increase in maximal nasal flow...”

Europ J clin Pharmacol, (1971) 3, 182

Unlike many decongestants SUDAFED* does not cause drowsiness because it contains no antihistamine. SUDAFED leaves your patient breathing clearly and thinking clearly.

Each SUDAFED tablet contains 60 mg of pseudoephedrine hydrochloride.

Also available: SUDAFED Elixir containing 30 mg pseudoephedrine hydrochloride in each 5 ml.



*Trade Mark

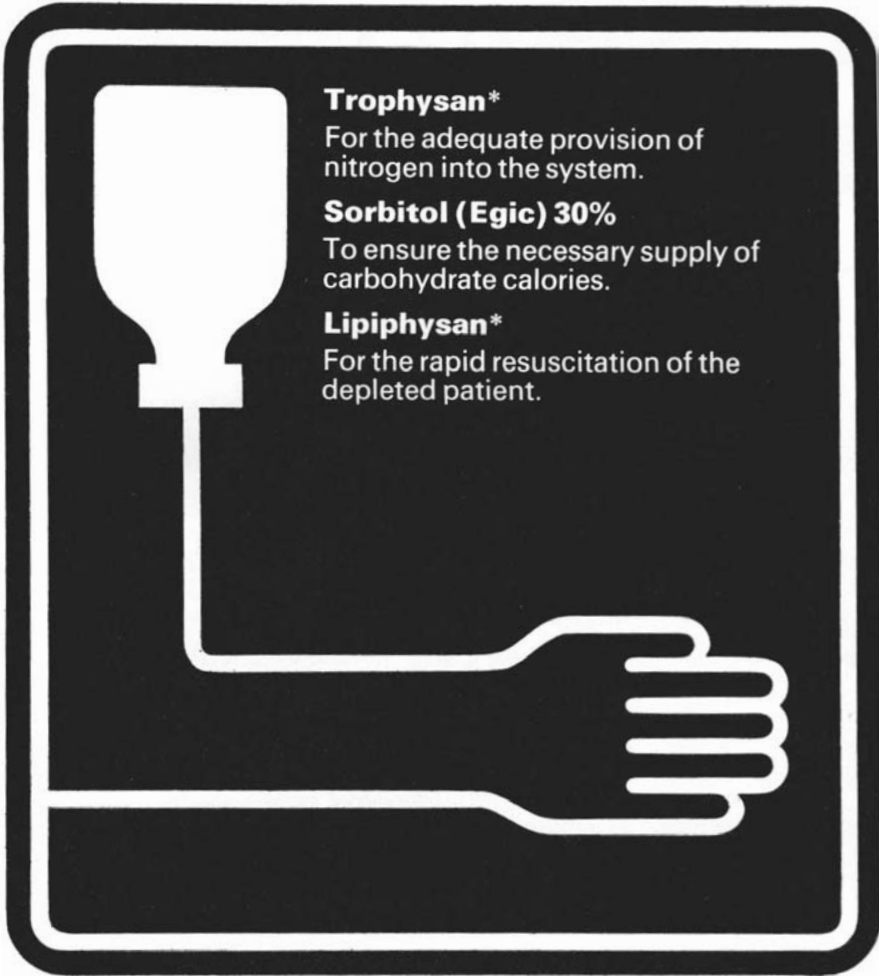
Full information is available on request.

Calmic Limited, Medical Sales Division

(The Wellcome Foundation Ltd.) **Dartford, Kent, DA1 5AH**

Parenteral nutrition in thoracic surgery

When diseases such as oesophageal carcinoma or cancer of the lungs or bronchi require surgical intervention the patient may often be severely debilitated. Inability or unwillingness to accept oral feeding means that parenteral nutrition must be used both before and after surgery. By this technique metabolic equilibrium is restored, the more rapid healing of wounds ensured, and resistance to secondary infection increased. All is made more certain by the use of SERVIER parenteral nutritional solutions.



Trophysan*

For the adequate provision of nitrogen into the system.

Sorbitol (Egic) 30%

To ensure the necessary supply of carbohydrate calories.

Lipiphysan*

For the rapid resuscitation of the depleted patient.

Where nutritional deficiency is the problem Servier has the solution



For full information and literature write to:

Servier Laboratories Limited
Percival House, Pinner Road, Harrow, Middlesex HA1 4HQ.

S.558.2

*Trade Mark

Serc is the first drug to offer comprehensive action against all the manifestations of Meniere's syndrome. A British trial* now confirms its clinical value. Objective tests of hearing and vestibular function in 11 patients before and after treatment with Serc showed a dramatic improvement in many cases.

'There was an overall average gain in hearing over the whole group in both ears.' Studies of nystagmus suggested an improvement in vestibular function. Subjectively, 9 out of 11 patients claimed improvement in the symptom of vertigo and all 11 claimed reduction in tinnitus.' *Journal of Laryngology and Otology*, 1971, 85:369.

Serc is supplied as tablets each containing 8 mg. betahistine dihydrochloride. Further information available on request.

British evidence confirms value of

Serc

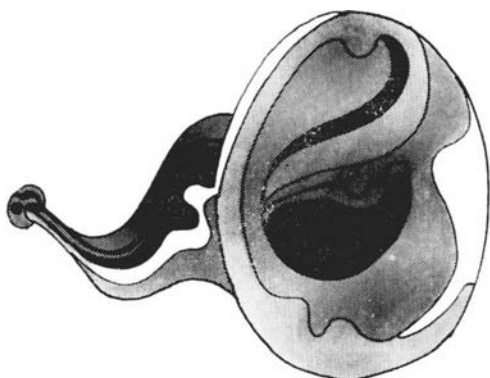
in Meniere's syndrome

Serc: the first and only specific treatment for Meniere's syndrome

duphar DUPHAR LABORATORIES LIMITED BASINGSTOKE HANTS. TEL 0256 26351
PHILIPS-DUPHAR (IRELAND) LIMITED RAINSFORD STREET DUBLIN 8 TEL DUBLIN 754271 

Please mention *The Journal of Laryngology and Otology* when replying to advertisements

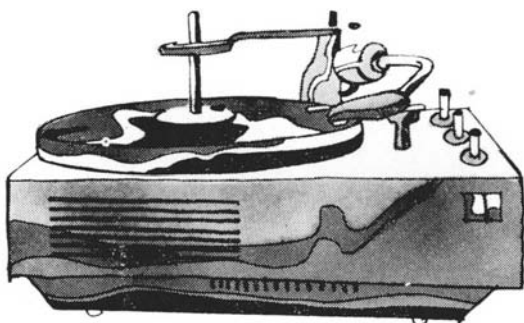
for old ears ...



for cold ears ...



for musical ears ...



for mysterious ears ...



for medical ears ...



for patient ears ...

Anti-infective/anti-inflammatory, OTOSPORIN*
Drops contain polymyxin B sulphate, neomycin
sulphate and hydrocortisone.
Supplied in dropper bottles of 5 ml.

*Trade Mark

Full information is
available on request.



OTOSPORIN clears infected ear



Burroughs Wellcome & Co. (The Wellcome Foundation Ltd.) Dartford, Kent

