

September
1999

The Journal of
**Laryngology
& Otology**

Founded in 1887
by Morsell Mackenzie & Norris Wolfenden

Edited by Neil Weir
and Guy Kenyon

Assistant Editors (UK)

Carol Wengraf,
Richard Ramsden,
David Proops,
Valerie Lund,
Andrew Jones,
Martin Bailey,
Liam Flood,
Patrick Bradley,
Nick Jones,
Iain Swan,
John Rubin,
Robin Youngs &
Nick Stafford

Assistant Editors (USA)

Steven Zeitels
Saumil Merchant

Emeritus Adviser
in Pathology
Imrich Friedmann

Advisers in Pathology

Christopher Milroy,
Lesley Smallman,
Ketan Shah &
Adrian Warfield

Adviser in Audiology

Linda Luxon

Advisers in Radiology

Glyn Lloyd &
Peter Phelps

Advisers in Statistics

Anthony Hughes &
Janine Gray

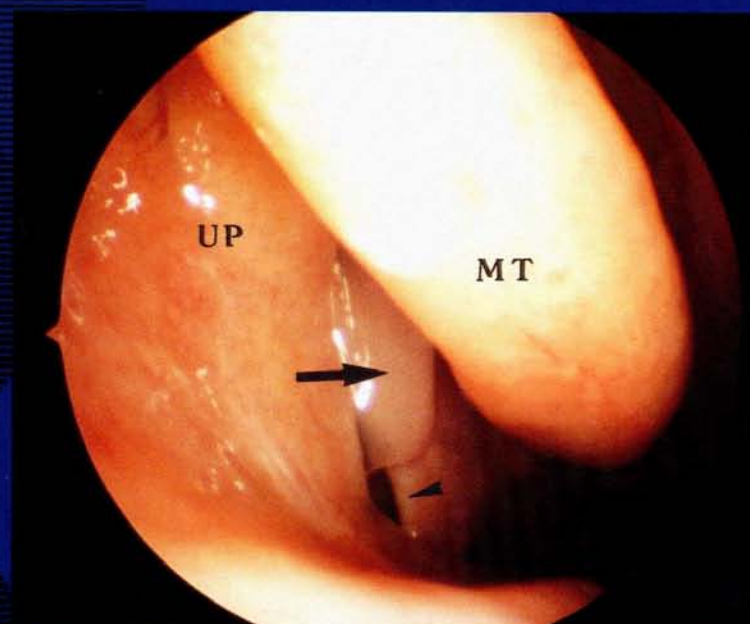
Production Editors

Gillian Goldfarb &
Jennifer Almond

V o l

1 1 3

No 9



features:

Historical article: Deafness as self-representation of a 16th century poet

A three-array cochlear implant: a new approach to the ossified cochlea

Post-irradiation sudden deafness

The results of septal button insertion in the management of nasal septal perforation

Bacteriology of endoscopically normal maxillary sinuses

Options Medical Limited



Exclusive UK Distributor for Entemed Products



Single Source Diagnostic Suite
Designed to Diagnose and Treat
a Wide Range of Patient Conditions.



Micronomic 50 Plus



Micronomic 50



NEW Titanium TORPS



Fibre Optic Binner Headlight



Voicemaster
Rehabilitation
System



Enterlight Cordless
Headlight

Suite 3 The Brambles Business Centre
Somerset House, Hussar Court
Waterlooville
Hampshire
PO7 7SG

Tel: +44 (0) 1705 233500
Fax: +44 (0) 1705 233555
email: options-med@easynet.co.uk

Order by Fax on
+44 (0) 1233 612345
or order online at www.jlo.co.uk



Subscribe to
The Journal of Laryngology and Otology

Founded in 1887

Volume 113 1999 12 issues ISSN 0022-2151

Individual £95 (U.S. \$218.50) Institutional £135 (U.S. \$310.50) Registrars, £55

Cheque enclosed for (cheques in Sterling drawn on a London bank or
US dollars on a US bank)

Bill me

Please charge to my

Mastercard Visa

Access Eurocard

--	--	--	--	--	--	--	--	--	--	--	--	--	--	--	--	--	--	--	--

Card Expiry date.....Signature

Name:

Address:

Postcode:

Tel:..... Fax:

Registrars:
Letter required from
Head of Department
confirming status.

Please allow up to 60 days for
your order to be processed.

MONEY BACK GUARANTEE

The Journal of Laryngology
and Otology will send you
a full refund on the unexpired
part of your subscription
should you decide you do not
wish to continue your
subscription.

JJ497

Order by Fax on
+44 (0) 1233 612345
or order online at www.jlo.co.uk



Subscribe to
The Journal of Laryngology and Otology

Founded in 1887

Volume 113 1999 12 issues ISSN 0022-2151

Individual £95 (U.S. \$218.50) Institutional £135 (U.S. \$310.50) Registrars, £55

Cheque enclosed for (cheques in Sterling drawn on a London bank or
US dollars on a US bank)

Bill me

Please charge to my

Mastercard Visa

Access Eurocard

--	--	--	--	--	--	--	--	--	--	--	--	--	--	--	--	--	--	--	--

Card Expiry date.....Signature

Name:

Address:

Postcode:

Tel:..... Fax:

Registrars:
Letter required from
Head of Department
confirming status.

Please allow up to 60 days for
your order to be processed.

MONEY BACK GUARANTEE

The Journal of Laryngology
and Otology will send you
a full refund on the unexpired
part of your subscription
should you decide you do not
wish to continue your
subscription.

JJ497

To order by phone please call
+44 (0) 1233 623 131
or Fax to +44 (0) 1233 612345

Forward to your librarian

I recommend that the library subscribes to *The Journal of Laryngology and Otology*

Name

DeptSignature

FOR THE LIBRARIAN

Please enter our subscription to the JLO

£135 US\$310.50

Cheque enclosed for (cheques in Sterling drawn on a London bank or
US dollars on a US bank)

Please charge to my

Mastercard Visa

Access Eurocard

--	--	--	--	--	--	--	--	--	--	--	--	--	--	--	--	--	--	--	--

Card Expiry date.....Signature

Name:

Address:

Postcode:

Tel:..... Fax:

Please allow up to 60 days for
your order to be processed.

MONEY BACK GUARANTEE

The Journal of Laryngology
and Otology will send you
a full refund on the unexpired
part of your subscription
should you decide you do not
wish to continue your
subscription.

JJ497

Place
Postage
here

The Journal of Laryngology and Otology

Headley Brothers Limited

The Invicta Press

Queens Road

ASHFORD,

Kent TN24 8HH

UNITED KINGDOM

Place
Postage
here

The Journal of Laryngology and Otology

Headley Brothers Limited

The Invicta Press

Queens Road

ASHFORD,

Kent TN24 8HH

UNITED KINGDOM

Place
Postage
here

The Journal of Laryngology and Otology

Headley Brothers Limited

The Invicta Press

Queens Road

ASHFORD,

Kent TN24 8HH

UNITED KINGDOM



INSTRUCTIONS FOR AUTHORS

1. Original Articles which have not been published elsewhere are invited and should be sent to the Editors. Articles should not normally exceed 7,500 words. Audit articles must demonstrate that the 'audit cycle' has been completed. Articles concerning medico-legal matters are also welcome. Longer articles or theses will be considered for publication as *Supplements* but, in such instances, the costs of publication must be met by the authors or their employing authorities.

2. Review Articles, preferably not exceeding 3,000 words, will be considered but the authors are expected to be recognized authorities on the subject.

3. Historical articles of well known characters or events should provide some new information or interpretation: those from within a Hospital's own department highlighting a hitherto less well known contribution are also welcome.

4. Short reports where radiology, pathology or medical oncology have been critical in diagnosis or management will be published on a monthly or bimonthly basis under the headings Radiology, Pathology or Oncology in Focus. Such articles should not normally be longer than 4 pages of A4 text (excluding title page and references) and must emphasise a problem of particular clinical interest. The pathologist, radiologist or oncologist who has been involved will normally be expected to be a co-author and will be expected to sign the covering letter submitted with the paper.

5. Clinical Records (Case Reports) should be brief (as with short reports, no more than 4 pages of A4 text) and should be confined to single cases without precedent in the world literature or to cases which illustrate some entirely new facet in management or investigation. Reports of relative rarities are only welcome when they add to our understanding of a clinical issue.

6. All manuscripts are considered on the understanding that they have been submitted solely to this Journal and that, if accepted, subsequent reproduction in whole or in part will not be permitted without the explicit written consent of the principal Author and Editors. In all cases where such permission is granted the customary acknowledgements must be made.

7. All papers must be accompanied by a covering letter. This should contain a declaration, to be signed by each author, to confirm that they have read and approved the contribution bearing their name. Authors should also individually indicate the part they have played in data collection, analysis or authorship. The principal investigator (who should normally be the first author) should also indicate that he or she is prepared to take total responsibility for the integrity of the content of the manuscript.

In the same letter the authors must list any potential or actual conflicts of interest: where none have occurred this should be clearly stated. Competing interests include affiliations with, or financial involvement in, organizations or entities described in the manuscript and include grant monies, honoraria, fees or gifts related to the work as well as indirect financial support where equipment or drugs have been supplied.

8. Manuscripts must be typewritten in duplicate on one side of the paper only (A4 297 × 210 mm). Double spacing with wide margins (5 cm for the header and 2.5 cm for the remainder) should be used throughout. The pages should be sequentially numbered.

Begin each section on a new page in the following sequence: title page, abstract, text, acknowledgements, references, tables and legends. The following details should apply to each of these sections:

(a) **Title Page**—This should contain a succinct title for the paper and the names of the authors together with their principal higher degree(s). Below this should be the details of the departments in which the authors work and the name of their affiliated institution(s). An address for correspondence and the name of the author who is to receive this should be typed at the foot of the title page: this will ultimately appear beneath the list of references.

If the paper was presented at a meeting, the details must be given and will be inserted at the foot of the first page of printed text.

(b) **Abstract and Key Words**—The abstract should be no longer than 150 words and should include a statement of the problem, the method of study, the results obtained and the conclusions drawn. A separate 'summary' section in the main manuscript is not permitted.

Following the abstract should be those key words which can be used to index the article. Only the words appearing as Medical Subject Headings (MeSH) in the supplement to *Index Medicus* may ordinarily be used: in exceptional circumstances, and where no appropriate word(s) are listed, those dictated by common usage should be supplied.

No paper will be accepted without an abstract and appropriate key words.

(c) **Text**—The text should normally follow the common outlines, i.e., introduction, materials and methods, results and analysis, discussion, conclusion(s). The latter sections should clearly indicate how this work fits with the current body of world literature.

(d) **Illustrations**—Tables and charts should be adjuncts to the text and must not repeat material already presented. They should be numbered consecutively, with Roman numerals, and must be marked with a clear legend.

Photographic illustrations should be unmounted, should not exceed 80 mm in width and should be high quality black and white prints: reproduction of coloured prints will normally be charged to the authors. Two sets of photographic illustrations, one with each copy of the manuscript, should be supplied and each should be clearly identified on the back with the figure number and the first author's name. Where any ambiguity might result the top edge should be identified with an arrow to aid orientation. Colour illustrations from papers are occasionally selected by the editor for use on the front cover of the journal at no cost to the authors. If appropriate a colour version of one of the black and white photographs submitted can be included for this purpose.

Photomicrographs of histopathological specimens must be accompanied by details of the staining method and the magnification used.

Photographs which could result in the person illustrated being identified must be accompanied by a signed release giving specific consent to publication. For minors signed parental permission is required.

Written permission from the publisher to reproduce any illustration with copyright elsewhere must be obtained and, where necessary, the consent of the senior author must also be acquired.

(e) **Measurements**—These must be in metric units with Systeme Internationale (SI) equivalents given in parentheses.

(f) **References**—The Harvard system should be used. Other systems are not permissible.

In the list of references all authors should be included and references should be in alphabetical order (by name of first author). The following format should be used:

For papers the names of the authors, the year of publication, the title and the journal name in full should be given followed by the volume and page numbers, e.g., Green, C., Brown, D. (1951) The tonsil problem. *Journal of Laryngology and Otology* 65: 33–38.

For single author books the style used should be Green, C. (1951) The tonsil problem. 2nd Edition. vol. 1, Headley Brothers Ltd., Ashford, Kent, pp 33–38.

For papers in multi author books with one or more editors the reference should include the title of the chapter and the names of the editors together with the number of the edition as in: Brown, D. (1951) Examination of the Ear. In *Diseases of the Ear Nose and Throat*. 2nd Edition. (White, A., Black B., eds.) Headley Brothers Ltd., Ashford, Kent, pp 33–38.

Within the body of the text references should be in parentheses and should cite the author(s) and the year of publication. A paper written by three or more authors should be abbreviated e.g., Green *et al.*, 1951.

The authors should personally verify the accuracy of every reference before submitting a paper for publication.

(g) **Drugs**—The proper names of drugs should be used. One reference to a proprietary name may be given if this is felt to be important to the study.

9. **Submission of manuscripts**—Manuscripts should be sent to the Editors, The Journal of Laryngology and Otology, 2 West Road, Guildford, Surrey GU1 2AU (Fax: +44(0)1483-451874). All authors should send a facsimile number where possible to speed communication. Material submitted on floppy disk or sent by e-mail is not acceptable.

Page proofs sent to authors should be corrected and returned within 5 working days. No extra material should be added to the manuscript at this stage. Orders for reprints must be made on the form provided at the time of returning the proofs.

10. **Rejection of manuscripts**—All manuscripts that are rejected will no longer be returned to the authors and those submitting papers should, therefore, ensure that they retain at least one copy. The exception will be manuscripts containing coloured illustrations where the illustrations only will normally be returned automatically by Surface Mail.

11. **Subscriptions, advertising and business communications**—Information concerning these matters can be obtained from The Editors, c/o The Journal of Laryngology and Otology, Headley Brothers, The Invicta Press, Ashford, Kent TN24 8HH.

HEADLEY BROTHERS LTD, THE INVICTA PRESS, ASHFORD, KENT, GREAT BRITAIN

© Journal of Laryngology and Otology Ltd., 1999 ISSN 0022-2151

Periodicals Postage Paid at Rahway N.J.

Postmaster: Send address corrections to The Journal of Laryngology and Otology, c/o Mercury

Airfreight International Ltd. Inc., 365 Blair Road, Avenel, N.J. 07001. Frequency of Publication: Monthly.



The Journal of Laryngology & Otology Publications

Available from the Publishers and from Agents throughout the world. Prices include postage and packing.

The Journal of Laryngology and Otology

Edited by Neil Weir and Guy Kenyon

A leading international journal, published monthly and containing original scientific articles and clinical records in all fields of Otolaryngology, Rhinology and Laryngology. Including occasional supplements. Founded in 1886.

Annual subscription for 1999 (calendar year): £135.00 Institution, £95.00 Individual, Students rate £55.00.

ISSN 0022 2151

Supplements still available separately.

The ENT Surgeon looks at the Orbit

by D. F. N. Harrison

This supplement records in some detail Professor Harrison's 'personal experience over a period of 20 years dealing with a wide variety of clinical conditions in which entry into the orbit was a desirable or essential part of treatment'.

Pp 42 Printed 1980

Retail £10.00 (US\$20.00)

20 Years Experience with Homografts in Ear Surgery

by Christian Betow

The author, a professor of Otolaryngology in West Berlin, gives a full account of his pioneering development of homograft materials in reconstructive surgery of the middle ear.

Pp 28 Printed 1982

Retail £10.00 (US\$20.00)

Experimental and Clinical Studies in Otitis Media with Effusion

by Jamsheed A. Khan

An experimental and clinical study on the effects of Carbocisteine on fluid in the middle ear.

Pp 28 Printed 1983

Retail £10.00 (US\$20.00)

Proceedings of the Sixth British Academic Conference in Otolaryngology

Edited by John Ballantyne and John Booth

Pp 134 Printed 1983

Retail £10.00 (US\$20.00)

Second International Tinnitus Seminar

Chairman: Abraham Shulman

A comprehensive study of the problems and treatment of tinnitus.

Pp 323 Printed 1984

Retail £10.00 (US\$20.00)

Forensic Audiology

by Chuang Wei Ping

A clear concise and practical guide to industrial hearing damage by a barrister/physician. This is an unusual and highly specialised aide memoire for the personal injuries practitioner, well illustrated with recent case law. A commendable enterprise by the author.

Pp 57 Printed 1986

Retail £10.00 (US\$20.00)

The Acute Orbit

Preseptal (Periorbital) cellulitis subperiosteal abscess and orbital cellulitis due to sinusitis.

by J. R. Moloney, N. J. Badham and A. McRae

Pp 18 Printed 1987

Retail £10.00 (US\$20.00)

Nasal Mast Cells: A Preliminary Report on their Ultrastructure

by A. B. Drake-Lee, F.R.C.S.

The ultrastructural morphology of mast cells in the nose and the adenoids are compared. Normal cells have a very varied morphology with electron dense granules which have scrolls occasionally. Cells from patients with perennial allergic rhinitis show variable degranulation in all areas examined. Few cells were seen in the surface epithelium. Cells from the adenoids had different degrees of degranulation which suggests that mast cell reactions are not a constant feature.

Pp 17 Printed 1987

Retail £10.00 (US\$20.00)

Surgical Anatomy of Structures Adjacent to the Thyroid Apex and Post-operative Voice Change (A Review Including Dissection)

by K. L. Yerzingatsian, F.R.C.S.

Pp 13 Printed 1987

Retail £10.00 (US\$20.00)

Inferior Meatal Anastrostomy Fundamental Considerations of Design and Function

by Valerie Joan Lund, M.S., F.R.C.S.

Pp 18 (Contains 12 x 4 colour illustrations) Printed 1988

Retail £10.00 (US\$20.00)

Surgical Management of the Discharging Mastoid Cavity

by R. P. Mills, M.Phil., F.R.C.S.

Pp 6 Printed 1988

Retail £10.00 (US\$20.00)

Acquired Subglottic Stenosis

by John M. Graham, F.R.C.S.

Pp 48 Printed 1988

Retail £10.00 (US\$20.00)

The University College Hospital/Royal National Institute for the Deaf Cochlear Implant Programme

Pp 57 Printed 1989

Retail £15.00 (US\$30.00)

Place-pitch and vowel-pitch comparisons in cochlear implant patients using the Melbourne-Nucleus cochlear implant

by Charles K. Pauka

Pp 31 Printed 1989

Retail £15.00 (US\$30.00)

The Scottish Tonsillectomy Audit

by R. L. Blair, W. S. McKerrow, N. W. Carter and A. Fenton

Pp 24 Printed August 1996

Retail £15.00 (US\$30.00)

The Birmingham Bone Anchored Hearing Aid Programme 1988-1995

Departments of Otolaryngology and Audiology, University Hospital, NHS Trust, Birmingham

Pp 52 Printed December 1996

Retail £15.00 (US\$30.00)

A History of the Royal National Throat, Nose and Ear Hospital 1874-1982

Glenice Gould

Pp 60 1998

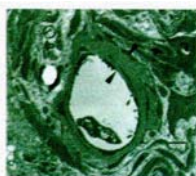
Retail £15.00 (US\$30.00)



EXPLORE THE CHANGING WORLD OF ENT

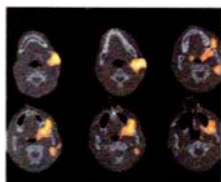
WITH A SUBSCRIPTION

To one of the most important journals in our exciting profession. With top-quality science and a broad-ranging academic scope, it is easy to understand why, for more than 100 years, the Journal of Laryngology and Otology (JLO) has been at the top of the reading list for the well-informed ENT surgeon.



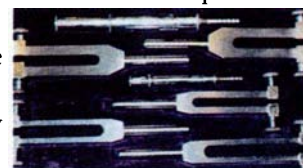
AFFORDABLE ACCESS

Because the JLO is a charity that exists solely to advance knowledge in ENT, access to this vital source of medical learning is kept intentionally affordable, and you will reap untold benefits by having access to your own library of copies. As well as offering a student rate, the journal is also tax-deductible in many countries therefore you minimise your expenditure.



INTERACTIVE

Under the editorship of Neil Weir and Guy Kenyon, we are building on our solid base of scientific reports to offer cutting edge innovations, such as: our interactive web-site with searchable abstract database and current issue; new international editors appointed to ensure global standards; new sections (such as the hugely popular *Molecular Biology in Otolaryngology-Head and Neck Surgery Series* in 1998); and the sponsorship of Visiting professors and Travelling Fellowships. **With your own subscription, you will be on top of the world of ENT.**



- WORLDWIDE PERSPECTIVE
- TOP-QUALITY SCIENCE
- LATEST ADVANCES
- EVERY MONTH

The Journal of Laryngology and Otology (JLO)

SUBSCRIBE TODAY!

YOUR OWN PERSONAL COPY

1999 Volume Individual £95 (U.S. \$218.50) Registrars, 55

- Cheque enclosed for _____ (cheques in Sterling drawn on a London bank or US dollars on a US bank)
 Bill me
 Charge to my Mastercard Visa Access Eurocard

Expiry: _____ Signature: _____

Name: _____

Address: _____

Fax: _____ Email: _____



GET YOUR LIBRARY TO SUBSCRIBE

[Hand this card to your librarian]

I would like to recommend that the Library subscribes to:

The Journal of Laryngology and Otology

ISSN 0022-2151
1999 Institutional subscription price: £135.00 US\$310.50

Name: _____

Position: _____

Dept: _____

Signature: _____

Return this form with remittance to:

The JLO
Headley Brothers Ltd
The Invicta Press
Queens Road
Ashford
Kent TN24 8HH
United Kingdom

Please allow up to 60 days for your order to be processed.

Temporal Bone Surgical Dissection Course

INTERNATIONAL CENTER FOR OTOLOGIC TRAINING (ICOT)

- Designed for practicing otolaryngologists and senior residents
- Temporal bone dissection morning and afternoon
- Lectures and surgical videotape

1999

February 27 - March 3 • April 17 - 21
September 18 - 22 • November 13 - 17

2000

February 26 - March 1 • April 15 - 19
September 16 - 20 • November 18 - 22

Fees: Physicians - \$925 • Residents \$450
46 hours CME credit

COURSE DIRECTORS:

M. MILES GOLDSMITH, MD, FACS
MALCOLM D. GRAHAM, MD, FACS

Contact Shirley Johnson, RN, MSA
email: JohnsSh1@memorialmed.com
912-350-7365 • Fax 912-350-8998

Memorial
HEALTH

Savannah, Georgia USA



EUROPEAN ACADEMY OF FACIAL PLASTIC SURGERY

c/o B.A.O. - H.N.S. • The Royal College of Surgeons of England
35-43 Lincoln's Inn Fields • London WC2A 3PN • UK
Tel: 0171 - 831 - 3916 • Fax: 0171 - 404 - 4200

FELLOWSHIP IN FACIAL PLASTIC SURGERY

THE EUROPEAN ACADEMY OF FACIAL PLASTIC SURGERY

invites applications from suitably qualified individuals from within the European Community for a Fellowship in facial plastic surgery tenable for up to six months during 2000.

Applicants should be medically qualified and at the senior trainee or junior specialist levels. They should have demonstrated a particular interest in facial plastic surgery appropriate to their level of training.

The Fellowship will be held in several European centres which will be chosen according to the successful candidate's particular interests.

The Fellow will be paid an honorarium but will be essentially self-funding. All Fellows will be expected to be, or to become, Members of the Academy.

Letters of application with *curriculum vitae* and the names and addresses of two referees should be sent to

Dr. Daniel Simmen, Honorary Secretary
European Academy of Facial Plastic Surgery
c/o BAO-HNS, The Royal College of Surgeons
35-43 Lincoln's Inn Fields, London
WC2A 3PN. UK

BEFORE THE END OF JANUARY 2000



**Exmoor
Plastics**


Serving ENT for 25 years

OSSICULAR PROSTHESES

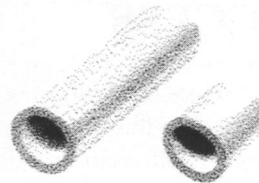
New middle ear range



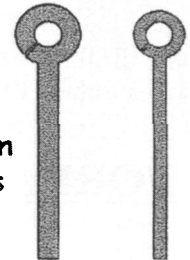
Causse Universal
HA Prosthesis




Mills Incus HA Sleeves



Teflon
Loops



INTRATYMPANIC CATHETER



For the treatment
of unilateral
Meniere's Disease

Proven by experience

For further details, please call:

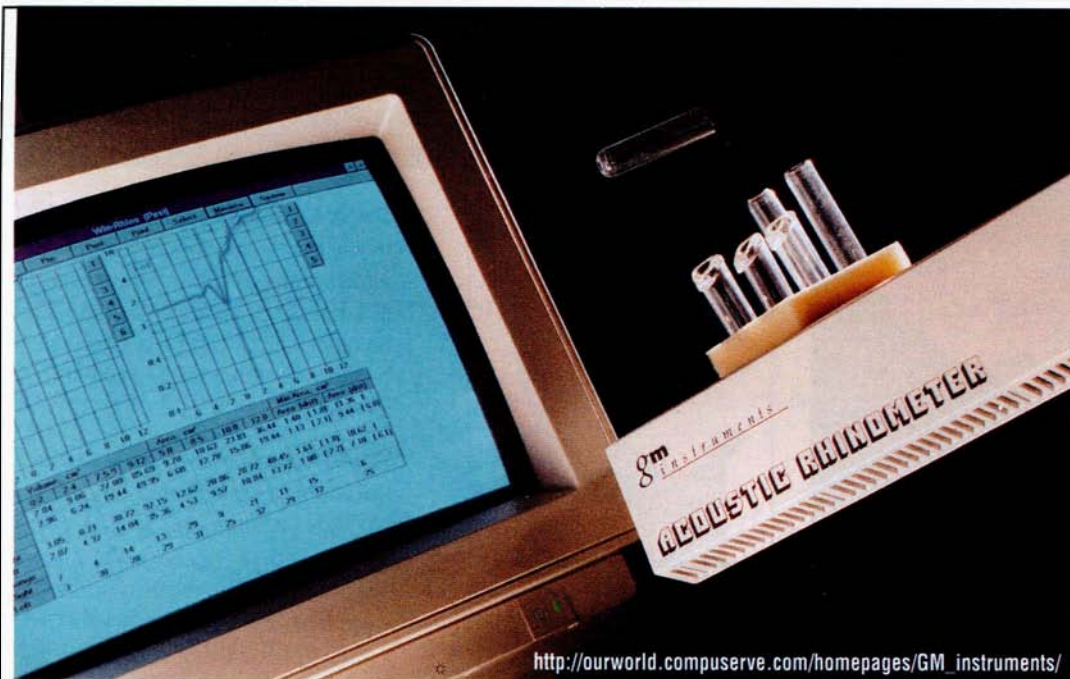
01823 276837



Exmoor Plastics

Lisieux Way, Taunton, TA1 2LB
Tel: 44 (0) 1823 276837 Fax: 44 (0) 1823 334154
e-mail: exmoortd@aol.com





http://ourworld.compuserve.com/homepages/GM_instruments/

Use Acoustic Rhinometry for:

- Quality control of nasal work
- Selection of patients for septoplasty
- Medico/legal comfort with documented evidence

For details contact Eric Greig of G M Instruments

Unit 6, Ashgrove Road,
Kilwinning, KA13 6PU, Scotland, UK
tel 01294 554664
fax 01294 551154

e-mail:
GM_instruments@compuserve.com

gm instruments Ltd

New VOROSCOPE CLIP-ON COMPLEAT

**We magnify
everything
except the
price**



- "swivel" versatility
- 12000 Lux illumination
- x1.5, x1.75 & x2.25 magnification
- unrestricted mobility
- choice of four models
- "continuous usage"
pack only £310.00

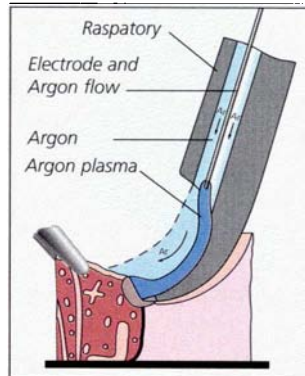


Garth Jessamine Health Care, Unit 5, The Courtyard, Matthewsgreen Farm,
Matthewsgreen Road, Wokingham, Berkshire RG41 1JX
Telephone: (0118) 9786916 Fax: (0118) 9774064 E-mail: Voroscope@aol.com

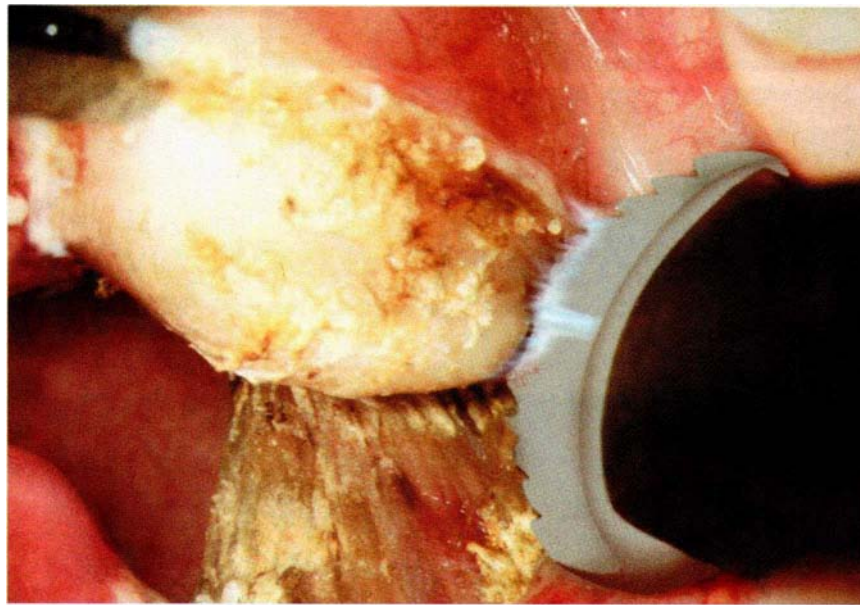
Bloodless Tonsillectomy with Argon Plasma Coagulation and the Raspatory acc. to Bergler*



1



2



3

- 1 Opening of the superior pole
- 2 Schematic illustration of the physical principle
- 3 Tonsil bed, free of blood

The APC raspatory acc. to Bergler is a newly developed special instrument which offers all advantages of argon plasma surgery. With that the APC technology of ERBE can be applied to carry out tonsillectomy safely and without bleeding.

The APC element is integrated in the raspatory to be activated on demand for blunt dissection.

The results are:

- effective hemostasis
- limited surface coagulation of the tonsil bed

Additional advantages of tonsillectomy with the APC raspatory are:

- safe resection due to improved visibility
- no carbonization, therefore no scar formation

Argon plasma surgery has been successfully applied and is well established in many other fields. Thus a great number of ENT patients with different symptoms can benefit from this new surgical technique.

We would be happy to provide you with more details. Please inquire for further information on the application of APC in ENT.

* Dr. W. Bergler, Dept. of Otorhinolaryngology, ENT Univ. Clinic Mannheim, Germany



4 APC 300 with ERBOTOM ICC 350



5 Distal end of the raspatory

ERBE

ERBE Elektromedizin GmbH, Waldhörnlestraße 17, D-72072 Tübingen, Germany
 Phone 07071/755-0, Fax 07071/755-179,
 E-mail: sales@erbe-med.de, <http://www.erbe-med.com>

Visit us at the MEDICA