

The Journal of Laryngology and Otology

EDITED BY
WALTER HOWARTH

WITH THE ASSISTANCE OF
W. M. MOLLISON

Contents

GLOSSO-PHARYNGEAL NEURALGIA	PROF. HENRY COHEN
LARYNGEAL TUBERCULOSIS	TH. RÜEDI
CLINICAL RECORDS—	
POST-OPERATIVE GANGRENE OF THE SKIN	LIONEL COLLEDGE
AN UNUSUAL CASE OF LATERAL SINUS THROMBOSIS	A. TUMARKIN
CLINICAL NOTE—	
NOTE ON ZINC IONIZATION AND ELECTROLYSIS	A. R. FRIEL
SOCIETIES' PROCEEDINGS—	
ROYAL SOCIETY OF MEDICINE—SECTION OF LARYNGOLOGY	
ROYAL SOCIETY OF MEDICINE—SECTION OF OTOLOGY	
ABSTRACTS—	
THE EAR	THE TONSIL AND PHARYNX
THE NOSE AND ACCESSORY SINUSES	THE OESOPHAGUS AND ENDOSCOPY
	MISCELLANEOUS
CRITICAL REVIEW	REVIEW OF BOOK
	GENERAL NOTES

London
Headley Brothers
109 Kingsway, W.C.2

Monthly, 4/- net post free

Annual Subscription, 40/- net

“EAST *is* EAST *and*
WEST *is* WEST”



but physicians everywhere know
of the valuable qualities of

Antiphlogistine

BRAND DRESSING



Its stimulating effect on capillaries
and tissue cells, its ability to encourage
the fundamental healing processes,
make it a valuable therapeutic aid in
all climates and in all seasons.



Antiphlogistine Brand Dressing is
easily available everywhere.

MADE IN ENGLAND



*Generous clinical sample and descriptive literature free
on request.*

THE DENVER CHEMICAL MANUFACTURING CO.


12 CARLISLE ROAD, LONDON, N.W.9

Please mention *The Journal of Laryngology* when replying to advertisements

GUY'S SILENT SUCTION APPARATUS

as made for

WM. MAYHEW MOLLISON, C.B.E., F.R.C.S.

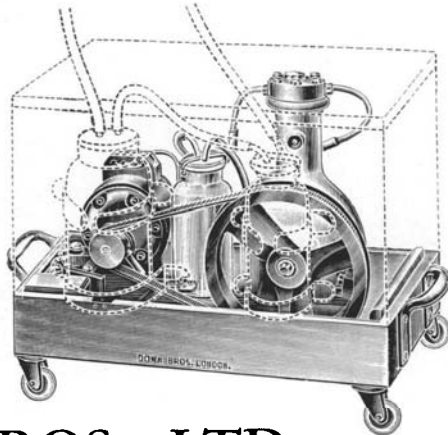


“An efficient *silent* suction apparatus is essential in many throat investigations and operations and indeed is used for many operations on other parts of the body.

“The above illustration shows an Electric Suction Apparatus which can rightly claim to be more efficient than the apparatus generally in use. The suction is continuous and so powerful that clots of blood and the most tenacious mucus are quickly removed. The apparatus is quiet and can easily be moved about the operation theatre and from one theatre to another. It is possible to use it for intra-tracheal

insufflation at the same time as suction since the pump delivers sixty litres of air per minute. The valves in the cylinder head are strong and specially designed for silence in operation and the sump of the machine carries enough oil for six months' continuous use; this ensures efficiency with the minimum of attention. The entire unit is mounted in a robust mahogany case which is fitted with four rubber-tyred castors. On the side of the case two large screw necked bottles are mounted. These bottles are the commercial 'Kilner' type and can therefore be replaced with the minimum of expense. Blood and other fluids are removed from the operating field by the suction plant and find their way into the big bottle. The second bottle is a safety trap in the unlikely event of the first bottle becoming full at a moment when it is inconvenient to change it.

“There are no resistances to regulate the speed and in order to use the apparatus it is only necessary to connect it to the main electrical supply.” The makers are Down Bros., Ltd., London.



DOWN BROS., LTD.

21 & 23 ST. THOMAS'S STREET, LONDON, S.E.1

(Opposite Guy's Hospital)

and at 22a CAVENDISH SQUARE, LONDON, W.

Telephone : MAYFAIR 0406

Please mention *The Journal of Laryngology* when replying to advertisements

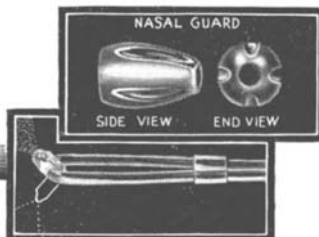
PRESCRIBE DeVilbiss

No. 15 ATOMIZER

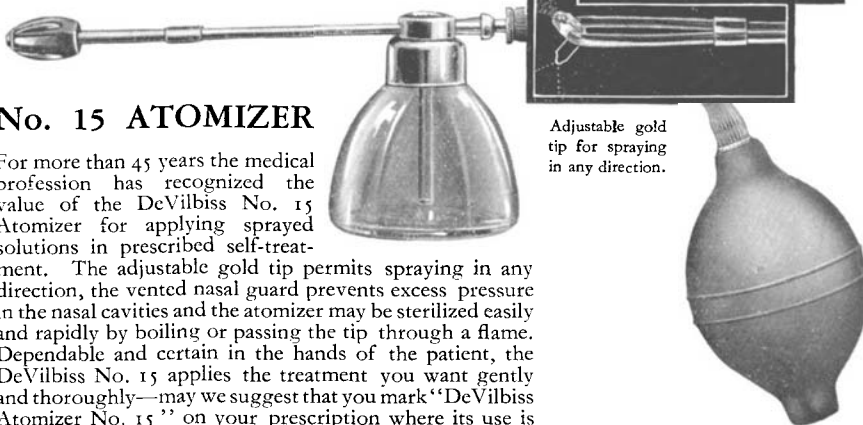
For more than 45 years the medical profession has recognized the value of the DeVilbiss No. 15 Atomizer for applying sprayed solutions in prescribed self-treatment. The adjustable gold tip permits spraying in any direction, the vented nasal guard prevents excess pressure in the nasal cavities and the atomizer may be sterilized easily and rapidly by boiling or passing the tip through a flame. Dependable and certain in the hands of the patient, the DeVilbiss No. 15 applies the treatment you want gently and thoroughly—may we suggest that you mark “DeVilbiss Atomizer No. 15” on your prescription where its use is indicated.

AEROGRAPH Co. Ltd., 43 Holborn Viaduct, London, E.C.1. Sole distributors of **DEVILBISS** products in the **United Kingdom.** Telephone: Holborn 1257 and 1258

Ventilating Grooves prevent excess pressure in Nasal Cavities.



Adjustable gold tip for spraying in any direction.



CVS-86

Patent applied for



THE NEW

OTO-MICROSCOPE

A Big Step Forward!

Specially suited for both Practising Surgeons and Research Workers

Printed description free

**HAAG-STREIT, Bern,
Seilerstrasse 9, Switzerland**

For Advertisement space in this Journal apply to :
HEADLEY BROTHERS, 109 Kingsway, London, W.C.2

Please mention *The Journal of Laryngology* when replying to advertisements

CENTRAL LONDON THROAT, NOSE AND EAR HOSPITAL GRAY'S INN ROAD

(Near King's Cross Stations)

DAILY CLINICS. LECTURES ON FRIDAYS, 4 p.m.

OVER 11,000 NEW PATIENTS YEARLY. 50,000 ATTENDANCES.

IN-PATIENT DEPARTMENT (Hospital and Recovery Home), 104 BEDS.

COURSES IN ANATOMY AND PHYSIOLOGY by the Teacher in Anatomy for Part I of the D.L.O. Examination, and CLINICAL COURSES by the Honorary Medical Staff for Part II of the Examination are given twice yearly.

COURSES IN METHODS OF EXAMINATION AND DIAGNOSIS at frequent intervals.

SURGEONS

Mr. HAROLD KISCH	Mr. C. GILL-CAREY
Mr. ARCHER RYLAND	Mr. J. D. MCLAGGAN
Mr. F. W. WATKYN-THOMAS	Mr. W. A. MILL

ASSISTANT SURGEONS

Mr. A. LOWNDES YATES, Mr. N. ASHERSON, Mr. W. G. SCOTT-BROWN

CLINICAL ASSISTANTS

available for periods of three, six or twelve months.

The teaching provided covers all the requirements of students taking the D.L.O. (R.C.P. & S.Eng.)

Further particulars on application to

C. GILL-CAREY, F.R.C.S. Ed., *Dean.*

JOHN H. YOUNG, *Secretary-Superintendent.*

GOLDEN SQUARE THROAT, NOSE AND EAR HOSPITAL

Near Piccadilly Circus LONDON, W.1 *Gerrard 4058*

HONORARY MEDICAL STAFF

<p>SURGEONS: Mr. Lionel Colledge; Mr. F. Cunliffe Ormerod; Mr. A. R. Dingley; Mr. Gilbert H. Howells; Mr. J. F. Simpson; Mr. S. A. Beards; Mr. J. C. Hogg.</p> <p>ASSISTANT SURGEONS: Mr. J. Roydon Peacock; Mr. J. P. Monkhouse; Mr. Maxwell Ellis; Mr. G. Livingstone.</p> <p>PHYSICIANS: Dr. C. E. Lakin; Dr. N. L. Rusby.</p> <p>NEUROLOGIST: Dr. L. R. Yealland.</p>	<p>PATHOLOGIST: Dr. R. B. Hervey-Wyatt.</p> <p>OPHTHALMOLOGIST: Mr. F. A. Williamson-Noble.</p> <p>GENERAL SURGEON: Mr. J. B. Hunter.</p> <p>DENTAL SURGEON: Mr. B. Mendleson.</p> <p>RADIOLOGIST: Dr. Hope.</p> <p>ANÆSTHETISTS: Dr. G. I. Moriarty; Dr. A. W. Matthew; Dr. S. Coffin; Dr. F. Longhurst; Dr. D. Lewis; Dr. C. Hochschild; Dr. G. Edwards; Dr. Blair Gould; Dr. Broad.</p>
---	--

The Hospital has **100** beds for In-patients and an annual Out-patient attendance of over **60,000**.

CLINICAL INSTRUCTION

Clinical instruction in the Diagnosis and Treatment of Diseases of the Ear, Nose, and Throat is given in the Out-patient Department from 2 to 5 p.m. daily, and on Tuesdays and Thursdays from 6 to 9 p.m. also. Major operations are performed every morning and afternoon, except Saturdays, in the In-patient Operating Theatres. Minor Operations are performed in the Out-patient Operating Theatre on three mornings a week. Practitioners and Medical Students are admitted to the practice of the Hospital as Post-Graduates. Clinical Assistants, whose duty it is to assist the staff, are appointed as vacancies occur.

For further information apply to the Dean: GILBERT H. HOWELLS.

In addition to the General Wards, there are Semi-private Wards and 11 Private Rooms. The charge for a Private Room is 7 guineas a week, plus a fee for the surgeon.

Further particulars may be obtained from F. P. CARROLL, *Secretary-Superintendent.*

Please mention *The Journal of Laryngology* when replying to advertisements

THE INTRA-NASAL IONIZER FOR HAY FEVER AND NON-SUPPURATIVE RHINITIS

Pat. No. 373802

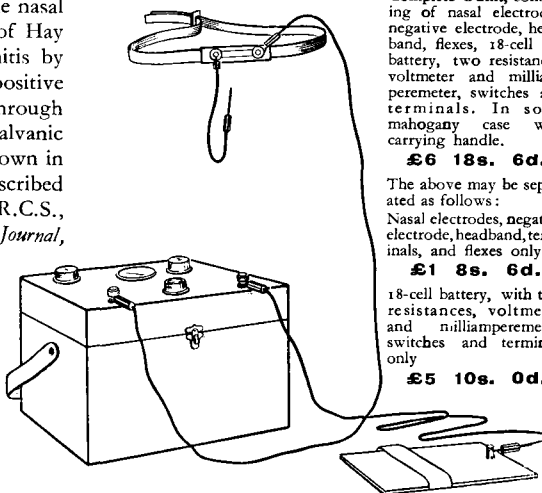
This apparatus is designed for the application of current to the nasal tissues for the treatment of Hay Fever and Paroxysmal Rhinitis by Ionization. It consists of positive and negative electrodes through which is conveyed a galvanic current from a battery as shown in the illustration, and was described by Mr. Philip Franklin, F.R.C.S., in the *British Medical Journal*, June 27th, 1931.

Send for Booklet

THEODORE HAMBLIN
Ltd.

*Patentees and
Manufacturers*

**15 WIGMORE STREET
LONDON, W.1**



PRICES:

Complete Outfit, consisting of nasal electrodes, negative electrode, headband, flexes, 18-cell dry battery, two resistances, voltmeter and milliamperemeter, switches and terminals. In solid mahogany case with carrying handle.

£6 18s. 6d.

The above may be separated as follows:

Nasal electrodes, negative electrode, headband, terminals, and flexes only

£1 8s. 6d.

18-cell battery, with two resistances, voltmeter and milliamperemeter, switches and terminals only

£5 10s. 0d.

ST CLAIR THOMSON & NEGUS

Diseases of the Nose and Throat

by

SIR ST CLAIR THOMSON

M.D., F.R.C.P.Lond., F.R.C.S.Eng., LL.D.(Hon.)

and

V. E. NEGUS, M.S., F.R.C.S.Eng.

New (Fourth) Edition, ready this month

The new edition of this scholarly and comprehensive work which for 25 years has been widely known as "the laryngologist's Bible" has required a rigorous revision. Many subjects have been considerably developed or entirely re-written, and much new matter and many new illustrations have been added.

Medium 8vo, 976 pages. With 13 Colour and 16 Radiographic Plates and 386 Text-figures.

45s. net.

CASSELL & COMPANY, LTD., LA BELLE SAUVAGE YARD, E.C.4

Please mention The Journal of Laryngology when replying to advertisements

Mail Your Order Now!

PROBLEMS OF THE DEAF

By **MAX A. GOLDSTEIN, M.D., F.A.C.S.**

610 Pages—273 Illustrations—Leather Bound

\$6.00 Postage prepaid

An unusual, authoritative and comprehensive volume of XIX chapters, covering every phase of work with the Deaf, Deafened and Speech Defective, by an otologist and teacher of 40 years' experience, including :

Chronological History of Deafness—Anatomy and Physiology—Mechanics of Speech—Speech Defects—Cerebral Localization—Hearing Tests—Methods of Instruction—The Acoustic Method—Training of Teachers—The Deaf Child—Hard-of-Hearing Child—Physician and Deaf Child—Parent of Deaf Child—Deafened Adult—Hearing Aids—Schools for the Deaf—Quacks and Quackeries—Research.

Published by **THE LARYNGOSCOPE PRESS**

4574 West Papin Street

ST. LOUIS, MO.

FOURTH EDITION.

FULLY REVISED.

Demy 8vo, 473 pp. 243 Text Illustrations and 21 plates (of which 8 are in colour). 20s. net, postage 6d.

DISEASES OF THE NOSE, THROAT AND EAR

For Practitioners and Students

Edited by **A. LOGAN TURNER, M.D., LL.D., F.R.C.S.E.**

Consulting Surgeon, Ear and Throat Department, Royal Infirmary, Edinburgh

With the collaboration of

J. S. FRASER, M.B., F.R.C.S.E., J. D. LITHGOW, M.B., F.R.C.S.E., G. EWART MARTIN, M.B., F.R.C.S.E.,

DOUGLAS GUTHRIE, M.D., F.R.C.S.E., CHARLES E. SCOTT, M.B., F.R.C.S.E., and

JOHN P. STEWART, M.D., F.R.C.S.E.

"There is no other book which includes laryngology and otology with such success. . . . The present edition should surpass the previous issues in popularity."—*British Medical Journal.*

Bristol: John Wright & Sons Ltd.

London: Simpkin Marshall Ltd.

ROGERS' STANDARD SPRAYS

HAVE A

WORLD-WIDE REPUTATION

For Efficiency & Reliability

They are made in many forms, scientifically designed for

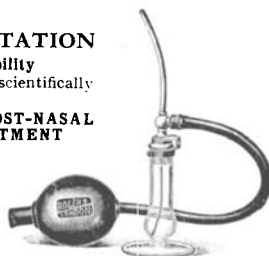

NASAL, PHARYNGEAL, POST-NASAL and LARYNGEAL TREATMENT

Particulars gladly supplied on request

Sole Manufacturer—

FRANK A. ROGERS (LATE OF OXFORD ST.)

1 Beaumont Street, London, W.1



Please mention *The Journal of Laryngology* when replying to advertisements

The Journal of Laryngology and Otology

(Founded in 1887 by MORELL MACKENZIE and NORRIS WOLFENDEN)

EDITED BY
WALTER HOWARTH

ASSISTED BY
W. M. MOLLISON

1. Original Articles are accepted on the condition that they have not been published elsewhere.
2. Manuscripts should be typewritten, on one side only of the paper, and well spaced.
3. Galley proofs and engraver's proofs of illustrations are sent to the author. Corrections, which should be kept to a minimum, must be clearly marked and no additional matter added.
4. Orders for reprints should be sent when returning galley proofs, and for this purpose special forms are supplied, on which the price of the reprints is stated.
5. Authors of Original Communications on Oto-Laryngology in other Journals are invited to send a copy, or two reprints, to the *Journal of Laryngology*. If they are willing, at the same time, to submit their own abstract (in English, French, Italian, or German) it will be welcomed.
6. Editorial Communications may be addressed to THE EDITOR, *Journal of Laryngology*, c/o HEADLEY BROTHERS, 109 Kingsway, London, W.C.2.
7. The Annual Subscription commencing with the January issue is Two Pounds sterling, post free, and is payable in advance.
8. Single copies, both of the present and the previous series, are on sale at Four Shillings each.
9. All Subscriptions, advertising and business communications should be sent to the Publishers, HEADLEY BROTHERS, 109 Kingsway, London, W.C.2.

United States of America

Orders for this Journal may be sent either through a local bookseller, or to Messrs. G. E. STECHERT & CO., 31-33 East 10th Street, New York, or may be sent direct to the Publishers, HEADLEY BROTHERS, 109 Kingsway, London, W.C.2, England.

Please mention *The Journal of Laryngology* when replying to advertisements

CONTENTS

	PAGE
GLOSSO-PHARYNGEAL NEURALGIA. Professor Henry Cohen (Liverpool)	527
LARYNGEAL TUBERCULOSIS. Th. Rüedi (Davos)	537
CLINICAL RECORDS—	
Post-operative Gangrene of the Skin. Lionel Colledge (London)	546
An Unusual Case of Lateral Sinus Thrombosis. A. Tumarkin (Liverpool)	549
CLINICAL NOTE—	
Note on Zinc Ionization and Electrolysis. A. R. Friel (London)	551
SOCIETIES' PROCEEDINGS—	
Royal Society of Medicine—Section of Laryngology	554
Royal Society of Medicine—Section of Otology	560
ABSTRACTS—	
The Ear	574
Labyrinthine Deafness with Sigmatism in a family in which several generations of marriage with blood relations had taken place. Dr. Ryo Takahashi. A Case of Juvenile Otosclerosis. E. Schlander. Model Ear for Paracentesis. Z. Wein; Scarlatinal otitis and hereditary constitution of the mucous membrane. H. Mayer; On proving the origin of Meningitis. H. Marx; The Mechanics of the Middle-ear Prosthesis. A. G. Pohlman.	
The Nose and Accessory Sinuses	577
Intubation of the Maxillary Antrum for Acute Empyema. N. Asherson; Ciliated Nasal Epithelium: its culture in vitro. Preliminary report. Arthur W. Proetz and Marian Pfingsten; Telangiectasis of the Nose: Treatment by micro-injection of Sclerosing Fluid. H. I. Biegeleisen.	
The Tonsil and Pharynx	578
Remarks on the Surgical Removal of Bleeding Naso-pharyngeal Fibroma. G. Canuyt.	
The Œsophagus and Endoscopy	579
Splitting of the Œsophagus in Suppuration of the Posterior Mediastinum. K. Vogel; A satisfactory method for the Irradiation of Malignant Disease of the Œsophagus. N. J. Birkbeck, J. O. Beavis and H. R. Huston.	
Miscellaneous	580
Cysts of the Nasopalatine Canal. C. Bowdler Henry; Change in the Age of Mortality from Diphtheria. R. M. F. Picken; Spontaneous (non-traumatic) Atlanto-axial Subluxation. Ira Frank, M.D.; Pathways involved in Pains of Nasal and Para-nasal Origin referred to the Lower Cervical and Upper Thoracic Segments and the Upper Extremity. Albert Kuntz.	
CRITICAL REVIEW	582
REVIEW OF BOOK	586
GENERAL NOTES	588