

Dark gas: a new possible link between low and high-energy phenomena

Kazufumi Torii¹, Yasuo Fukui¹, Hidetoshi Sano¹, Junki Sato¹,
Takeshi Okuda¹, Hiroaki Yamamoto¹, Akiko Kawamura²,
Norikazu Mizuno², Toshikazu Onishi³ and Hideo Ogawa³

¹Department of Physics and Astrophysics, Nagoya University, Furo-cho, Chikusa-ku, Nagoya, Aichi 464-8601, Japan

²National Astronomical Observatory of Japan, Mitaka, Tokyo 181-8588, Japan

³Department of Astrophysics, Graduate School of Science, Osaka Prefecture University, 1-1 Gakuen-cho, Naka-ku, Sakai, Osaka 599-8531, Japan

email: torii@phys.nagoya-u.ac.jp

Abstract. Galactic-scale studies of γ -rays and sub-mm radiation suggest that a significant amount of neutral interstellar medium is not detectable either in CO or HI (Grenier *et al.* 2005; Ade *et al.* 2011). This component is called “dark gas”. Here we argue that cool and dense atomic gas without molecules is responsible for the dark gas. This interpretation is supported by a recent finding of cool HI gas corresponding to the TeV γ -ray shell in the SNR RX J1713.7-3946 (Fukui *et al.* 2011). Such HI gas is not recognized under a usual assumption of optically thin HI emission but is identified by a careful analysis considering optically thick HI. The typical column density of such HI gas is a few times 10^{21} cm^{-2} and is also identified as visual extinction.

Keywords. ISM: clouds; cosmic rays; supernova remnants, gamma rays: observations, dark gas

Interstellar medium (ISM) consists of gas and dust and the gas is either in molecular or atomic form if neutral. The molecular gas typically has temperatures of ~ 10 K and densities of $\sim 100\text{--}1000 \text{ cm}^{-3}$, and is detected in the rotational transitions of CO and other molecules. On the other hand, the atomic gas has higher temperatures, ~ 100 K, and lower densities, $\sim 1 \text{ cm}^{-3}$, and is detected in the 21 cm transition of HI. It is important to understand physical conditions of the neutral ISM quantitatively in order to elucidate the formation of stars and the interaction between cosmic rays (CR) and the ISM, since the ISM plays a major role in the evolution of the Galaxy.

It has been argued that there is yet an additional component in the ISM, so called “dark gas”, which is not detectable either by CO or HI. The dark gas is suggested from γ -ray observations of EGRET as well as sub-mm observations by Planck (Grenier *et al.* 2005; Ade *et al.* 2011). CR protons interact with the ISM protons to produce neutral pions which decay into two γ -rays. The dark gas may provide a possible link between CR protons and the ISM. We here discuss the origin and implications of the dark gas in the light of a new study of the ISM protons in a TeV γ -ray SNR.

1. Dark gas

Grenier *et al.* (2005) compared the EGRET γ -ray data with CO and HI in order to test if the γ -rays show spatial correspondence with the neutral gas. The distribution of the γ -rays should correspond to the ISM proton distribution if the CR density distribution is uniform. Grenier *et al.* (2005) found that the γ -ray distribution shows generally a good correspondence with CO and HI whereas there is some residual γ -rays that has no

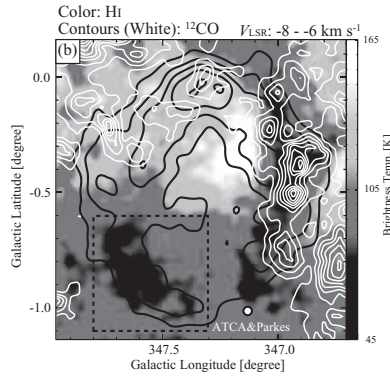


Figure 1. HI distribution towards RX J1713.7-3946 (grey scale). White and black contours show ^{12}CO $J=1-0$ and TeV γ -rays, respectively. Dotted box is the region shown in Figure 2(a).

correspondence either with CO or HI. The authors called this residual component “dark gas” and estimated that the dark gas has proton column densities N_p of $\sim 3 \times 10^{20} - 3 \times 10^{21} \text{ cm}^{-2}$ and masses of 20–100 % of those estimated from CO and HI.

More recently, observations with the Planck satellite showed that the mm and sub-mm dust emission also has a residual component not explicable either by CO or HI (Ade *et al.* 2011). The dark gas identified in the Planck data has mass ~ 30 % larger than those estimated from CO and HI in a column density range of $N_p \sim 1-5 \times 10^{21} \text{ cm}^{-2}$. These properties appear consistent with those of the dark gas derived from the EGRET data.

Some of the previous works discussed that lower density molecular gas without CO may correspond to the dark gas. Wolfire *et al.* (2010) studied a steady state chemistry model of a GMC and argued that GMCs may have molecular envelopes where CO is photo-dissociated. Such envelopes may explain the dark gas. It is however to be noted that the time scale of H_2 formation on the dust grain surface is fairly long as $t = 10^7$ year at a HI density of 100 cm^{-2} (e.g., Koyama & Inutsuka 2000) and the evolutionary time scale of a GMC, ~ 10 Myrs (e.g., Fukui and Kawamura 2010), may be only marginally long for H_2 formation from HI (c.f., Wolfire *et al.* 2010). The dark gas is so far identified only for the local clouds at galactic latitudes higher than 10° where only low-mass clouds are distributed (Grenier *et al.* 2005; Ade *et al.* 2011). Such molecular clouds have smaller evolutionary timescales less than 10^6 yrs, too short to form H_2 envelopes from HI, and it may be unlikely that the molecular gas without CO corresponds to the dark gas.

2. TeV γ -ray SNR RX J1713.7-3946

We shall here discuss cool and dense atomic gas as an alternative candidate of the dark gas. A recent study of cool HI gas seen as self-absorption in the TeV γ -ray SNR RX J1713.7-3946 provides a hint to the alternative (Fukui *et al.* 2011). We shall summarize the main points of the work below from Fukui *et al.* (2011).

RX J1713.7-3946 is the brightest TeV γ -ray supernova remnant (SNR) (Aharonian *et al.* 2006). CO clouds interacting with the SNR were discovered in the 2.6 mm CO emission (Fukui *et al.* 2003). Recently, Fukui *et al.* (2011) carried out a combined analysis of both the ^{12}CO $J=1-0$ and HI and showed a good spatial correspondence with the TeV γ -rays. Figure 1 indicates that the HI distribution shows two dark regions; one of them in the west coincides with CO whereas the other in the southeast, the dark HI SE cloud, shows no CO emission. The dark HI SE cloud corresponds well with the TeV γ -ray shell and the authors interpreted that the HI has a broad self-absorption as shown in

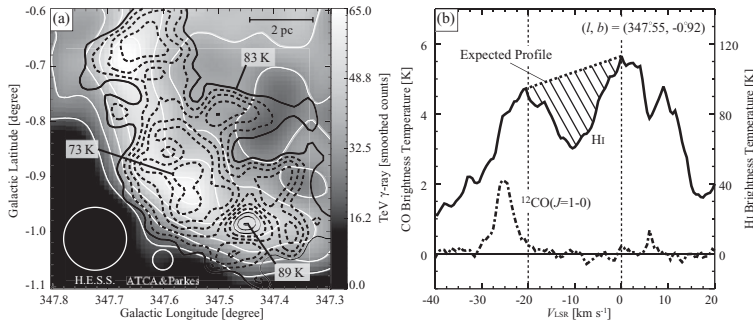


Figure 2. (a) The TeV γ -rays and HI distributions toward the SE cloud. (b) Example spectra of HI and $^{12}\text{CO } J=1-0$ in the SE cloud. The shaded area shows an expected HI profile.

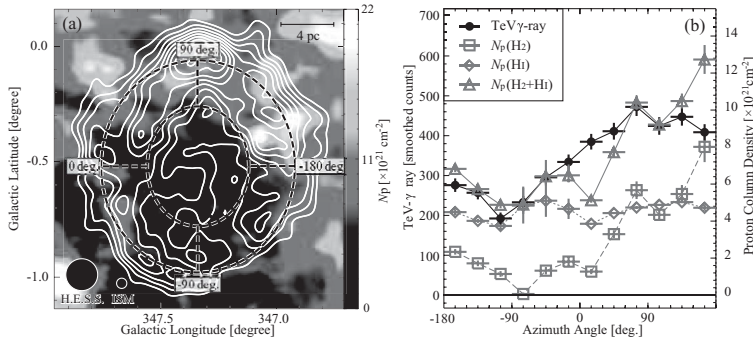


Figure 3. (a) Distributions of column density of the total ISM protons $N_p(\text{H}_2+\text{HI})$. Contours show the TeV γ -rays. (b) Azimuthal distributions of $N_p(\text{H}_2)$, $N_p(\text{HI})$, $N_p(\text{H}_2+\text{HI})$, and TeV γ -ray-smoothed counts per beam in the ring shown in the figure (a).

Figure 2. The visual extinction is also enhanced along the shell in the SE cloud, lending another support for the self-absorption interpretation.

Figures 3(a) shows the distribution of the total ISM protons. We find it corresponds well to the γ -rays spatially. The azimuthal distribution of the γ -rays and the total ISM protons shown in Figure 3(b) also shows the correspondence; in particular, the dark HI SE cloud makes the correspondence significantly better than in the case of H_2 alone.

The observed dark gas properties are summarized as follows; spin temperature T_s , column density $N_p(\text{HI})$ and optical depth τ are ~ 40 K, $\sim 5 \times 10^{21} \text{ cm}^{-2}$ and 0.7–1.4, respectively. These characteristics are consistent with those of Planck and EGRET. If we assume the optically thin HI in the dark HI SE cloud, we have an estimate of HI column density $\sim 30\text{--}50\%$ less than the self-absorption case. We therefore suggest that such cool and dense HI gas is ubiquitous and may be responsible for the dark gas.

3. Cool and dense HI gas as the dark gas candidate

We shall discuss general properties of the cool and dense HI gas as the candidate of the dark gas. The formation of such HI gas is naturally explained by compression due to stellar winds of high mass stars in a typical time scale of 1 Myr (e.g., Yamamoto *et al.* 2006). The equation 3.1 is used to estimate the column density of HI, $N_p(\text{HI})$.

$$N_p(\text{HI}) = \frac{32\pi\nu k_b}{3c^3 h A_{ul}} \int_{\nu_1}^{\nu_2} \Delta T_b d\nu = 1.823 \times 10^{18} \times W(\text{HI}) \text{ (cm}^{-2}\text{)}, \quad (3.1)$$

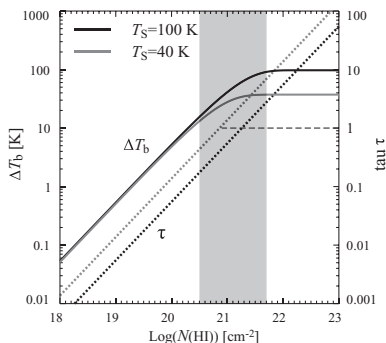


Figure 4. ΔT_b and τ variations depending on N_p (HI). Here Δv of 10 km s^{-1} is assumed. The filled area shows a N_p range of the dark gas (Grenier *et al.* 2005; Ade *et al.* 2011).

where ΔT_b and $W(\text{HI})$ is the brightness temperature and integrated intensity of HI, respectively. Here optically thin HI is assumed. It usually works well, but we have to consider optical depth τ and spin temperature T_s in the cool and dense HI as follows,

$$\tau = \frac{1}{1.823 \times 10^{18}} \frac{1}{T_s \text{ (K)}} \frac{N_p(\text{HI}) \text{ (cm}^{-2}\text{)}}{\Delta v \text{ (km s}^{-1}\text{)}}, \quad (3.2)$$

where Δv is the velocity width of HI profile. The brightness temperature ΔT_b is described as $\Delta T_b = (T_s - T_{\text{bg}})(1 - \exp(-\tau))$ where T_{bg} is temperature of background radiation field.

Figure 4 shows variations of ΔT_b and τ depending on N_p (HI). ΔT_b becomes saturated at N_p (HI) of more than 10^{21} cm^{-2} and at τ of more than ~ 1.0 . For such a moderately optically thick condition, we underestimate the column density N_p (HI) in the optically thin assumption (see Eq. 3.1). The filled area in the figure shows the estimated column densities N_p of the dark gas obtained with the Planck and EGRET results, which correspond well to the regime where ΔT_b becomes saturated.

The spin temperature T_s of HI is $\sim 100 \text{ K}$ or higher in warm neutral medium and decreases with density from 100 K to 10 K in a range of $N_p \sim 10^{20} - 10^{21} \text{ cm}^{-2}$ because of higher shielding of stellar photons and enhanced cooling with density increase. (e.g., Figure 2 in Goldsmith *et al.* 2007). Because the cooling timescale is much shorter than the H_2 formation timescale (e.g., Koyama & Inutsuka 2000), the cool and dense atomic gas of 100 cm^{-3} can stay atomic without forming molecules for $\sim 10^7$ years.

We summarize that the present work has shown cool and dense HI gas is a viable candidate for the dark gas which is not explicable either by CO or by the optically thin HI analysis. Further detailed properties of the cool and dense HI remains to be explored.

References

- Ade, P. A. R. *et al.* 2011, arXiv: 1101.2029v1
 Aharonian, F. A., *et al.* 2006, *A&A*, 449, 223
 Goldsmith, P. F., Li, D., & Krčo, M. 2007, *ApJ*, 654, 273
 Grenier, I. A., Casandjian, J.-M., & Terrier, R. 2005, *Science*, 307, 1292
 Fukui, Y., *et al.* 2003, *PASJ*, 55, 61
 Fukui, Y., *et al.* 2011, *ApJ*, in press
 Fukui, Y. & Kawamura, A. 2010, *ARAA*, 48, 547
 Koyama, H. & Inutsuka, S. 2000, *ApJ*, 532, 980
 McClure-Griffiths, N. M. *et al.* 2005, *ApJS*, 158, 178
 Sato, F. & Fukui, Y. 1978, *ApJ*, 83, 1607
 Yamamoto *et al.* 2006, *ApJ*, 642, 307