

The Canadian Journal of Neurological Sciences

Le Journal Canadien des Sciences Neurologiques



SPECIAL FEATURES

- **Que savez-vous de Joseph Babinski?**
Claude Bélanger 1
- **Epilepsy-electrophysiology, second messengers and gene expression**
P. Gloor 8
- **Review: Cellular and molecular biology of brain tumors**
Michael D. Cusimano 22

ORIGINAL ARTICLES

- page 28 - page 87
(for complete Table of Contents see page v)

SPECIAL SUPPLEMENT

- **Dystrophie myotonique au Québec** 88

ABSTRACTS

- **3rd Canadian Neuro-oncology Meeting** 141

XXIVth Canadian Congress of
Neurological Sciences
June 14-17, 1989
Ottawa, Ontario

The Official Journal of

The Canadian Neurological Society
The Canadian Neurosurgical Society
The Canadian Society of Clinical Neurophysiologists
The Canadian Association for Child Neurology



***To the parkinsonian patient,
the little things in life make all the difference***



Add
PARLODEL[®] 
(bromocriptine mesylate)
***Because quality
of life is the issue***

For brief prescribing information
see page xiv





Dantec Introduces Concerto™ ...A New Dimension in Neurodiagnostics

Dantec, the leader in neurodiagnostic instrumentation for over forty years, introduces the new digital EEG and Evoked Potential system. The Dantec Concerto allows you to perform highly sensitive and quantitative electrodiagnostic examinations.

Concerto Increases Sensitivity

32 channel preamplifiers and display. Up to 32 channel referential, bipolar or average reference montage allow precise localization of electrical events.

Video monitoring. View EEG and the patient image simultaneously on the same screen. This allows correlation of clinical and electrographic events.

Concerto Increases Efficiency in Interpreting EEGs

Filters and Montages on Review. During review, EEG may be displayed using any sensitivity, filter settings,

"paperspeed" or montage independent of how they were viewed during recording. This provides the most efficient use of recorded EEG.

Auto-Paging Event Searching.

Auto-paging quickly pages through the EEG record. Clinical events in the EEG may be found automatically.

Mapping. Mapping lets you visualize subtle asymmetries or distributions of EEG amplitudes, frequency band power or voltage activity. Noise epochs may be filtered or channels turned off and remapped.

Electrocorticography Mapping.

Activity recorded from a 32 electrode corticography grid may be easily visualized when mapped with rectangular geometry.

Concerto is a trademark of Dantec A/S

Evoked Potentials

Concerto's flexibility extends to evoked potential testing with such features as 32 channel acquisition and display, montage redefinition and mapping display.

To find out more about the versatility and advantages of Concerto contact the EEG/EP specialists at Dantec.



DANTEC

DANTEC Electromedical & Scientific Equipment Ltd.
140 Shorting Road,
Scarborough
Ontario M1S 3S6, Canada
Telephone: (416) 298 2091
Telefax: (416) 298 5704



Editor/Rédacteur en chef Robert G. Lee *Calgary*
Associate Editors/Rédacteurs associés Yves Lamarre *Montreal* Harvey B. Sarnat *Calgary*
Terry Picton *Ottawa* Bryce Weir *Edmonton*
Founding Editor/Fondateur-rédacteur Robert T. Ross *Winnipeg*
Book Review Editor/Rédacteur de critiques de livres T. Peter Seland *Calgary*
Managing Editor/Adjoint administratif Sally A. Gregg *Calgary*

Editorial Board/Conseil Scientifique

Albert J. Aguayo <i>Montreal</i>	Morton Low <i>Vancouver</i>
Henry J.M. Barnett <i>London</i>	Thomas J. Murray <i>Halifax</i>
Larry Becker <i>Toronto</i>	Jean Reiher <i>Sherbrooke</i>
Paul Bédard <i>Quebec</i>	Leo P. Renaud <i>Montreal</i>
Donald Calne <i>Vancouver</i>	Richard Riopelle <i>Kingston</i>
Pierre Duquette <i>Montreal</i>	Matthew W. Spence <i>Halifax</i>
George Ebers <i>London</i>	Richard Stein <i>Edmonton</i>
John Girvin <i>London</i>	John Stewart <i>Montreal</i>
Richard Leblanc <i>Montreal</i>	Charles Tator <i>Toronto</i>
William J. Logan <i>Toronto</i>	Simon Verret <i>Quebec</i>

Publications Committee/Comité de Rédaction

John Wherrett <i>Toronto</i>	Warren Blume <i>London</i>
Terry Myles <i>Calgary</i>	John Tibbles <i>Halifax</i>

The Official Journal of/La Revue Officielle de:

**The Canadian Neurological Society
La Société Canadienne de Neurologie**

President/Président — Garth Bray
Secretary-Treasurer/ — William McCormick,
Secrétaire-Trésorier Box 2148, Dickson Centre,
Victoria General Hospital,
Halifax, Nova Scotia
B3H 2Y9

**The Canadian Society of Clinical Neurophysiologists
La Société Canadienne de Neurophysiologie Clinique**

President/Président — Werner J. Becker
Secretary-Treasurer/ — W. Pryse-Phillips,
Secrétaire-Trésorier Memorial University,
Health Sciences Centre
St. John's, Newfoundland
A1B 2V6

**The Canadian Neurosurgical Society
La Société Canadienne de Neurochirurgie**

President/Président — Gérard LeBlanc
Secretary-Treasurer/ — Harold Hoffmann
Secrétaire-Trésorier Hospital for Sick Children
555 University Avenue
Suite 1504
Toronto, Ontario
M5G 1X1

**The Canadian Association for Child Neurology
L'Association Canadienne de Neurologie Pédiatrique**

President/Président — Kevin Farrell
Secretary-Treasurer/ — Daniel Keene,
Secrétaire-Trésorier 1929 Russell Road
Suite 218
Ottawa, Ontario
K1G 4G3

The permanent secretariat for the 4 societies and the Canadian Congress of Neurological Sciences is at/
Le secrétariat des 4 associations et du Congrès Canadien des Sciences Neurologiques est situé en permanence à:
P.O. Box 4220, Station C, Calgary, AB Canada T2T 5N1 — (403) 229-9544

The Canadian Journal of Neurological Sciences is published quarterly. The annual subscription rate is \$48 for Canada, \$48US for USA and elsewhere. Residents, Interns, Pre- and Post-Doctoral Studies \$24 per annum. Single copies \$15 each. All manuscripts and communications should be sent to: Canadian Journal of Neurological Sciences, P.O. Box 4220, Station C, Calgary, AB Canada T2T 5N1. Courier to: 117C-1330-15 Avenue, S.W., Calgary, AB Canada T3C 3N6. Telephone (403) 229-9575. COPYRIGHT© 1989 by THE CANADIAN JOURNAL OF NEUROLOGICAL SCIENCES INC. No part of this journal may be reproduced in any form without the prior permission of The Canadian Journal of Neurological Sciences. Mailed under second class registration number 3307. Postage paid at Calgary, Alberta. This journal is indexed by *Index Medicus*, *Excerpta Medica* and *Current Contents* — *Clinical Practice and Life Sciences*.

Le Journal Canadien des Sciences Neurologiques est publié trimestriellement. L'abonnement annuel est de 48 \$ au Canada et 48 \$US pour les Etats Unis et ailleurs. Internes, résidents, fellows pré et post doctoral: 24 \$ par année. Copie simple: 15 \$ Toutes les communications et les manuscrits doivent être adressés à Journal Canadien des Sciences Neurologiques, P.O. Box 4220, Station C, Calgary, AB Canada T2T 5N1. Par courrier: 117C-1330-15 Avenue S.W., Calgary, AB Canada T3C 3N6. (403) 229-9575

DROITS D'AUTEUR© 1989: THE CANADIAN JOURNAL OF NEUROLOGICAL SCIENCES INC. Aucune partie de ce Journal ne peut être reproduite, sous quelque forme que ce soit, sans la l'autorisation du Journal Canadien des Sciences Neurologiques. Posté sous permis de deuxième classe no 3307. Port payé à Calgary, Alberta. Le Journal est cité et indexé dans *Index Medicus*, *Excerpta Medica* et *Current Contents* — *Clinical Practice et Life Sciences*.

Advertising representative/Représentant de publicité Reach Media Sales,
176 Wheeler Ave., Toronto, Ontario, Canada M4L 3V4 — 416-699-8207

Printer/Imprimeur McAra Printing Limited, 105, 2507 - 12th Street N.E., Calgary, Alberta T2E 7L5

ISSN 0316 - 1671



Table of Contents

SPECIAL FEATURES

Que savez-vous de Joseph Babinski? <i>Claude Bélanger</i>	1
Epilepsy: Relationships between Electrophysiology and Intracellular Mechanisms Involving Second Messengers and Gene Expression <i>P. Gloor</i>	8
An Update on the Cellular and Molecular Biology of Brain Tumors — A Review <i>Michael D. Cusimano</i>	22

ORIGINAL ARTICLES

Intrathecal Fibrinolytic Therapy after Subarachnoid Hemorrhage: Dosage Study in a Primate Model and Review of the Literature <i>J.M. Findlay, B.K.A. Weir, K. Kanamaru, M. Grace, P. Gordon, R. Baughman and A. Howarth</i>	28
Dendritic Pathology: An Overview of Golgi Studies in Man <i>Venkita Jagadha and Laurence E. Becker</i>	41
Hemodynamic and Metabolic Effects of Extracranial Carotid Disease <i>Richard Leblanc, Y. Lucas Yamamoto, Jane L. Tyler and Antoine Hakim</i>	51
Effect of Knee Joint Angle on a Heteronymous Ib Reflex in the Human Lower Limb <i>J.D. Brooke and W.E. McIlroy</i>	58
Vascular Headache: A Presenting Symptom of Multiple Sclerosis <i>Mark S. Freedman and Trevor A. Gray</i>	63
Sensory Neuron Degeneration in Familial Kugelberg-Welander Disease <i>Toni R. Winder and Roland N. Auer</i>	67
Platelet Aggregability in Sleep-Related Stroke <i>C.L. Voll, N. Chetty and P. Atkinson</i>	71
Sturge-Weber-Dimitri Disease: Role of Hemispherectomy in Prognosis <i>A. Oluwole Ogunmekan, Paul A. Hwang and Harold J. Hoffman</i>	78
Isolated Basilar Artery Occlusion Associated with a Clivus Fracture <i>Abhijit Guha, Mahmood Fazl and Perry W. Cooper</i>	81
Partially Sequestered Fourth Ventricle CT and MR Diagnosis of an Unusual Entity <i>V.G. Wagle, D. Melanson and J.G. Villemure</i>	84

SPECIAL SUPPLEMENT Dystrophie myotonique au Québec.

Procédés d'un symposium tenu à Québec en décembre 1986.....	88
Maladie de Steinert ou dystrophie myotonique «Une maladie pas comme les autres» <i>Bernard Lemieux</i>	89
La variabilité du phénotype dans la dystrophie myotonique de Steinert <i>Jean-Pierre Bouchard</i>	93
Partial Syndrome of Myotonic Dystrophy: Clinical Presentation and Follow-up <i>Jean Mathieu, Marcel Simard, Marc De Braekeleer, Camil Boily and Aurèle Deschênes</i>	99
La mère et l'enfant atteints de dystrophie myotonique de Steinert <i>G. Paris, R. Laframboise et J.-P. Bouchard</i>	104
La dystrophie myotonique: I caractéristiques socio-économiques et résidentielles des malades <i>Michel Perron, Suzanne Veillette et Jean Mathieu</i>	109
La dystrophie myotonique: II nuptialité, fécondité et transmission du gène <i>Suzanne Veillette, Michel Perron et Jean Mathieu</i>	114
Origin and Diffusion of the Myotonic Dystrophy Gene in the Saguenay Region (Quebec) <i>Gérard Bouchard, Raymond Roy, Manon Declos, Jean Mathieu and Kevork Kouladjian</i>	119
Myotonic Dystrophy in Quebec: Geographical Distribution and Concept of Genetic Homogeneity <i>Claude Laberge</i>	123
Hypertriglyceridemia and Lower LDL Cholesterol Concentration in Relation to Apolipoprotein E Phenotypes in Myotonic Dystrophy <i>Sital Moorjani, Daniel Gaudet, Claude Laberge, Marie Christine Thibault, Jean Mathieu, Jean Morissette, Paul J. Lupien, Daniel Brun and Claude Gagné</i>	129
Myotonic Dystrophy: Linkage with Apolipoprotein E and Estimation of the Gene Carrier Status with Genetic Markers <i>Marie-Christine Thibault, Jean Mathieu, Sital Moorjani, André Lescault, Claude Prévost, Daniel Gaudet, Jean Morissette and Claude Laberge</i>	134
Abstracts of the 3rd Canadian Neuro-oncology Meeting	141

BOOK REVIEWS	153
---------------------------	-----

CALENDAR OF EVENTS	156
---------------------------------	-----

ADVERTISERS INDEX	xxv
--------------------------------	-----

INSTRUCTIONS TO AUTHORS	x
--------------------------------------	---

The Added Value Of

Benefit from the Added Value of Nicolet Systems

“Tough buyers” realize that getting the lowest price does not guarantee the best value. The added value of our unique Nicolet Systems provides you with the security of:

- Expert training for all Nicolet systems
- Customer service response in two hours or less
- Applications support from our staff of Ph.D.s
- Seminar series featuring world-renowned speakers
- Complete financial packages and alternatives
- Our 18 years of experience in problem-solving instrumentation

Nicolet Pathfinder MEGA


- Internal 8, 16 or 32 channel EP/EEG amplifiers
- Flexible test protocols
- 1.28 megabytes of memory for powerful data analysis
- Topographic Mapping for all clinical/research investigations
- O.R./I.C.U. monitoring for a variety of surgical procedures
- Fully programmable system via MECOL and/or FORTRAN 77



Nicolet BEAM®

- Benchmark data base from childhood to geriatric

© Nicolet Instrument Corporation




Introducing the NEW Nicolet Pathfinder MEGA

- Accurate quantification of patient abnormalities
- Complete physician and technologist training
- Data analysis that matches your pace



Nicolet Electroencephalographs

- 18 or 21 channels
- “Short Menu” allows rapid selection of filters and sensitivity
- Programmable measurement sequences allow automated recordings
- Tailor each montage to your unique requirements



Nicolet Expert Sleep/Wake™ Analyzer


- Cost-effectively analyzes up to four patients simultaneously
- Permits direct validation of analyzed results with raw data
- Performs adaptable analysis of patient's data to accommodate individual variability
- Facilitates detailed analysis of less frequent or short duration events (such as micro-arousals)

Unique Nicolet Systems



Nicolet NIM-2™

- Provides the surgeon with an intraoperative tool to locate and identify a nerve directly in the surgical field
- Continuously monitors EMG activity from muscles innervated by the particular nerve
- Acoustically alerts the surgeon when the particular nerve has been activated
- Contains unique technology to minimize the effects of electrocautery interference



Nicolet Viking

- Unique quantitative capabilities
- Expandable to 8 channels of simultaneous EMG/EP
- Comprehensive, high-quality, integrated reports
- Protocols easily customized by individual users



Nicolet Magnetic Stimulator

- Fast—no electrodes or skin preparation required
- Painless—ideal for children
- Easily stimulates deep structures
- Extensive safety features for both operator and patient
- Easily interfaced to other Nicolet instruments



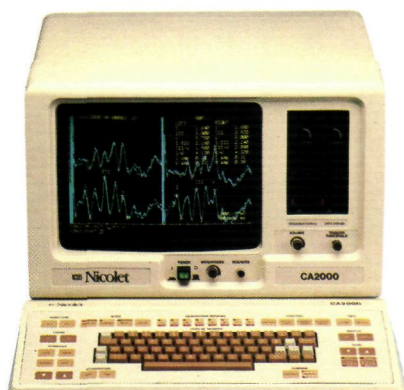
Electrodes and Supplies

In addition to our complete line of quality systems, Nicolet offers a full line of EEG/EMG/EP electrodes and accessories. For our latest Supplies Catalog and specific brochures on any of our unique Nicolet Systems simply call **TOLL FREE**

Ontario: 1-800-268-2058
 Eastern/Western Canada: 1-800-387-3385
 In Quebec Call: 514-678-2134

Nicolet Instrument Canada Inc.
 1-1200 Aerowood Drive
 Mississauga, Ontario
 L4W 2S7

Nicolet
 INSTRUMENTS OF DISCOVERY



Nicolet CA2000

- Comprehensive Evoked Potential and EMG testing
- User-friendly menu operation with 72 sets of user-defined parameters
- Large color screen with optional remote monitors
- Nicolet-engineered to the highest O.R./I.C.U. standards



Nicolet Compact Four

- All Auditory, Visual and Somatosensory Evoked Potentials
- Complete range of EMG protocols
- Full-feature ENG and ENOG testing
- ERG and EOG for total visual testing

A bright outlook for more epileptic patients

Epival^{*}
divalproex sodium

to control seizures in more patients than ever...

Epival, a new form of valproate, is just as effective as valproic acid (VPA) in the control of absence seizures *with or without tonic-clonic manifestations*.^{1,2} Epival is also highly effective in *generalized tonic-clonic seizures*.^{3,4}

with fewer side effects than most anticonvulsants

Epival is offered as enteric-coated tablets that minimize gastric irritation.⁵ Unlike phenobarbital or phenytoin, Epival is rarely associated with impaired performance or behaviour problems.^{6,7} In a year-long survey of adverse reactions to anticonvulsants,⁸ sodium valproate, alone or in combination, had one of the lowest incidences of side effects.

...and better compliance to treatment

Enteric-coated Epival was well tolerated by **85%** of patients who could not take VPA because of GI side effects.⁵ Epival 250-mg tablets are smaller and easier to swallow than Depakene (valproic acid) 250-mg capsules. They do not leak or melt, nor can they be chewed accidentally. And the 125-mg strength offers extra dosage flexibility, particularly for children who dislike the taste of VPA syrup.

All these benefits are available at no extra cost – the price of Epival is the same as Depakene's.



PHARMACEUTICAL PRODUCTS DIVISION
ABBOTT LABORATORIES, LIMITED
MONTREAL, CANADA

Quality Health Care
Worldwide
1888-1988

* TM



©Abbott Laboratories, Limited

For brief prescribing information
see page xxiii

Do EP And EMG...



Without A Computer Degree.


You don't have to be a keyboard expert to operate your EP/EMG system. The Nihon Kohden Neuropack Four and Neuropack-Four mini operate at the touch of a button. (Of course, full computer interaction is available, if desired, through the standard RS-232C interface.) Operation is so simple you can concentrate on the patient rather than the system. And it's fast. NK's Neuropack systems are testing before other systems are online.

Another reason so many professionals are choosing Nihon Kohden is the exceptional performance in both EP and EMG modes on the same instrument, *without compromising either function*. Previously, this kind of performance was only available on instruments costing thousands of dollars more.

Ease-of-use, outstanding performance and cost-effectiveness have made Nihon Kohden the world leader in EEG. Now, these same benefits are yours for EP and EMG.

Get full details on Nihon Kohden Neuropack Four and Neuropack-Four mini systems today. You'll find they combine the simplicity, quality and capabilities you want with the features you need. Features such as high-speed thermal array printer, floppy disk drive for patient data storage, dual time base analysis and integrated stimulators.

Call now to (800) 325-0283, (800) 423-2078 in California or (800) 443-2406 in Canada. Or write Nihon Kohden America, Inc., 17112 Armstrong Avenue, Irvine, CA 92714. FAX: (714) 250-3210.



International Office: Nihon Kohden Corp., 31-4, Nishiochiai 1-chome, Shinjuku-ku, Tokyo 161, Japan.



Vous pouvez maintenant diminuer les fluctuations quotidiennes dans les niveaux plasmatiques responsables d'effets secondaires gênants liés aux pics. Adoptez le nouveau Tegretol CR.^{1,2,3,4,5}

Tegretol CR est la première formulation de carbamazépine à libération contrôlée, de sorte qu'il procure des niveaux sanguins plus constants et cela d'une manière plus fiable que le Tegretol conventionnel. Cet effet régulateur du Tegretol CR peut contribuer à produire un type plus stable de

fonction cognitive.³

En outre, la posologie b.i.d. commode du Tegretol CR améliore l'observance. Les comprimés à 200 mg et 400 mg sont facilement divisibles pour faciliter le titrage.

Les épileptiques peuvent enfin bénéficier d'une excellente tolérabilité sans perte d'efficacité anticonvulsive.

Pour atténuer le problème des effets secondaires indésirables, adoptez le Tegretol CR.

TEGRETOL® CR
carbamazépine USP

La tolérabilité peut faire toute la différence.

Geigy
Mississauga, Ontario
L5N 2W6

PAAB
CCPP
G-8806F

Nihon Kohden Set The Standards In EEG And Sleep...

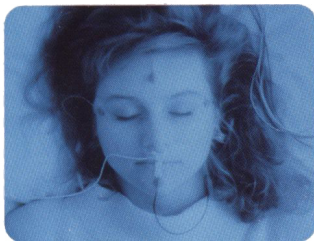


Then Advanced Them.

As the world leader in EEG, Nihon Kohden has one challenge—to keep getting better. That's why our new 4400 Series Neurofax EEG not only has the microprocessor technology, ease of operation and comprehensive CRT display which revolutionized EEG, it also incorporates features never before available. With the 4400 you get a larger, swivel-based CRT, Automatic Pen Damping and Auto Run capability. Electrode impedances are printed directly onto the record in the "10/20" head-display pattern, and they can be checked at the input box or the CRT. All this and more is in a smaller, lighter package which offers you 18 or 21 channels of reliable Nihon Kohden performance.

Neurofax EEGs also expand easily and economically to sleep systems whenever your needs require polysomnography. Additional amp conditioning gives quick access for customizing your sleep programs or other specialized recordings.

If you haven't seen the newest Nihon Kohden Neurofax systems, then you haven't seen the newest standards in EEG performance, ease of use and cost-effectiveness. Call today for more information to (800) 325-0283, (800) 423-2078 in California or (800) 443-2406 in Canada. Or write Nihon Kohden America, Inc., 17112 Armstrong Avenue, Irvine, CA 92714. FAX: (714) 250-3210.



International Office: Nihon Kohden Corp., 31-4, Nishiochiai 1-chome, Shinjuku-ku, Tokyo 161, Japan.

ACTIONS Parlodel (bromocriptine mesylate) is a dopaminomimetic ergot derivative with D₂ type dopamine receptor agonist activity, and has also D₁ dopamine receptor antagonist properties. The dopaminomimetic activity of bromocriptine in the striatum is considered responsible for the clinical benefits seen in selected patients with Parkinson's disease, when low doses of the drug are gradually added to levodopa therapy in patients on long-term treatment who develop late side effects of levodopa or no longer respond to the medication. Excessive dopaminomimetic drive may, however, provoke psychotic and other adverse reactions.

The extreme variability in G.I. tract absorption and the extensive and individually variable first-pass metabolism are responsible for the broad variability in plasma concentrations of bromocriptine and, in part, for the variability in dose response.

INDICATIONS* Parkinson's Disease: Parlodel (bromocriptine mesylate) has been found to be clinically useful as an adjunct to levodopa (usually with a decarboxylase inhibitor), in the symptomatic management of selected patients with Parkinson's disease who experience prominent dyskinesia or wearing off reactions on long-term levodopa therapy.

Patients on long-term treatment who are beginning to deteriorate on levodopa therapy may be controlled by reducing the dose of levodopa and adjusting the frequency and schedule of drug administration. Patients maintained on optimal dosages of levodopa who still experience prominent dyskinesia and/or end-of-dose failure may benefit from the concomitant use of Parlodel, by decreasing the occurrence and/or severity of these manifestations. Since rapid escalation of bromocriptine doses causes severe adverse reactions, it is recommended to combine a slow increase of Parlodel, usually with a concomitant, gradual and limited reduction of levodopa dosage. Continued efficacy of bromocriptine for more than two years has not been established and there is some evidence that its efficacy tends to wane. Evidence available indicates that there is no consistent benefit from bromocriptine in patients who have not responded previously to levodopa, and studies have shown significantly more adverse reactions in bromocriptine-treated patients than in patients treated with levodopa. Parlodel is not recommended in the treatment of newly diagnosed patients or as the sole medication in Parkinson's disease.

CONTRAINDICATIONS Other than sensitivity to ergot alkaloids, no absolute contraindications to treatment with Parlodel (bromocriptine mesylate) are known. For procedure during pregnancy see "Use in Pregnancy" under Precautions.

WARNINGS Long-term treatment (6-36 months) with Parlodel in doses of 20 to 100 mg/day has been associated with pulmonary infiltrates, pleural effusion and thickening of the pleura in a few patients. Where Parlodel was discontinued, these changes slowly reverted to normal.

PRECAUTIONS Parlodel (bromocriptine mesylate) may cause hypotension, primarily postural; periodic monitoring of the blood pressure, particularly during the first days of therapy, is advisable. In some patients dizziness (vertigo) may occur with Parlodel; patients should therefore be cautioned against activities requiring rapid and precise responses, such as driving an automobile or operating dangerous machinery, until their response has been determined.

Care should be exercised when administering Parlodel concomitantly with phenothiazines or antihypertensive agents. Due to drug interaction at the receptor site, dosage should be adjusted accordingly.

Alcohol should be avoided during treatment with Parlodel. In some patients, the concomitant use of Parlodel and alcohol has given rise to alcohol intolerance and an increase in the severity and incidence of Parlodel's possible adverse reactions.

Parlodel should always be taken with food. In cases

where severe adverse effects, such as nausea, vomiting, vertigo or headaches are severe or persisting, the therapeutic dosage of Parlodel should be reduced to half of one tablet daily (1.25 mg) and increased gradually to that recommended. The dopamine antagonist domperidone may be useful in the control of severe gastrointestinal side effects in parkinsonian patients receiving Parlodel (see Drug Interactions).

As with all medication, Parlodel should be kept safely out of the reach of children.

Use in Pregnancy: If the patient wishes to become pregnant, Parlodel (bromocriptine mesylate) should be stopped as soon as possible after conception is suspected. In this event immunological confirmation should be done immediately. When pregnancy is confirmed, Parlodel, like all other drugs, should be discontinued unless, in the opinion of the treating physician, the possible benefit to the patient outweighs the potential risk to the fetus.

In human studies with Parlodel (reviewed by Turkali, I.), there were 1410 reported pregnancies, which yielded 1236 live and 5 stillborn infants from women who took Parlodel (bromocriptine mesylate) during early pregnancy. Among the 1241 infants, 43 cases (31 minor and 12 major) of congenital anomalies were reported. The incidence (3.46%) and type of congenital malformations and the incidence of spontaneous abortions (11.13%) in this group of pregnancies does not exceed that generally reported for such occurrences in the population at large.

Use in Parkinson's Disease: Use of Parlodel (bromocriptine mesylate), particularly in high doses, may be associated with mental confusion and mental disturbances. Since patients with Parkinson's disease may manifest varying degrees of dementia, caution should be exercised when treating such patients with Parlodel.

Parlodel administered alone or concomitantly with levodopa may cause visual or auditory hallucinations. These usually resolve with dosage reduction, but discontinuation of Parlodel may be required in some cases. Rarely, after high doses, hallucinations have persisted for several weeks following discontinuation of Parlodel. Caution should be exercised when administering Parlodel to patients with a history of myocardial infarction, particularly if they have a residual atrial, nodal or ventricular arrhythmia.

Symptomatic hypotension can occur and, therefore, caution should be exercised when administering Parlodel, particularly in patients receiving antihypertensive medication. Periodic evaluation of hepatic, hematopoietic, cardiovascular and renal function is recommended.

Drug Interactions: The concomitant use of erythromycin may increase bromocriptine plasma levels.

Domperidone, a dopamine antagonist, may cause increases in serum prolactin. In so doing, domperidone may antagonise the therapeutically relevant prolactin lowering effect of Parlodel. It is possible that the antitumorigenic effect of Parlodel in patients with prolactinomas may be partially blocked by domperidone administration.

ADVERSE REACTIONS The most frequently observed adverse reactions are nausea, vomiting, headache and gastrointestinal side effects such as abdominal pain, diarrhea and constipation. All these effects may be minimized or even prevented by giving small initial doses of bromocriptine and by taking it with food.

Postural hypotension which can, on rare occasions, lead to fainting and "shock-like" syndromes has been reported in sensitive patients. This is most likely to occur during the first few days of Parlodel treatment.

When bromocriptine is added to levodopa therapy, the incidence of adverse reactions may increase. The most common newly appearing adverse reactions in combination therapy were: nausea, abnormal involuntary movements,

hallucinations, confusion, "on-off" phenomenon, dizziness, drowsiness, faintness, fainting, vomiting, asthenia, abdominal discomfort, visual disturbance, ataxia, insomnia, depression, hypotension, shortness of breath, constipation and vertigo.

Less common adverse reactions include anorexia, anxiety, blepharospasm, dry mouth, dysphagia, edema of the feet and ankles, erythromelalgia, epileptiform seizures, fatigue, headache, lethargia, mottling of skin, nasal stuffiness, nervousness, nightmares, paresthesia, skin rash, urinary frequency, urinary incontinence, urinary retention and rarely signs or symptoms of ergotism such as tingling of fingers, cold feet, numbness, muscle cramps of feet and legs or exacerbation of Raynaud's syndrome.

Abnormalities in laboratory tests may include elevation of blood urea nitrogen, SGOT, SGPT, GGPT, CPK, alkaline phosphatase and uric acid, which are usually transient and not of clinical significance.

The occurrence of adverse reactions may be lessened by temporarily reducing dosage to one-half tablet two or three times daily.

SYMPTOMS AND TREATMENT OF OVERDOSE There have been several reports of acute overdosage with Parlodel (bromocriptine mesylate) in children and adults. No life threatening reactions have occurred. Symptoms reported included nausea, vomiting, dizziness, drowsiness, hypotension, sweating and hallucinations. Management is largely symptomatic; the cardiovascular system should be monitored. Metoclopramide can be used to antagonize the emesis and hallucinations in patients who have taken high doses.

DOSAGE AND ADMINISTRATION Parlodel (bromocriptine mesylate) should always be taken with food.

Although Parlodel (bromocriptine mesylate) has been found clinically useful in decreasing the severity and frequency of "on-off" fluctuations of late levodopa therapy, the decision to use bromocriptine as adjunctive treatment and the selection of dosage must be individualized in each case. A low dose is recommended. The initial dose of Parlodel is one half of a 2.5 mg tablet (1.25 mg) at bedtime with food to establish initial tolerance. Thereafter, the recommended dosage is 2.5 mg daily in two divided doses, with meals, (half a 2.5 mg tablet twice daily). The dosage may be increased very gradually, if necessary, by adding an additional 2.5 mg per day, once every 2 to 4 weeks, to be taken always in divided doses with meals. Increments should usually not exceed 2.5 mg. Clinical assessments are recommended at two week intervals or less during dosage titration, to ensure that the lowest effective dosage is not exceeded. The usual dosage range is from a few milligrams to 40 mg daily in two or three divided doses with meals. The median dose varies with the experience of individual investigators, but can be around 10 mg daily or higher. During initial titration it is recommended that the dosage of levodopa should be maintained, if possible. Subsequently, it might be desirable to combine a slow increase of bromocriptine with a concomitant, limited and gradual reduction of levodopa.

AVAILABILITY

TABLETS each containing 2.5 mg bromocriptine, as mesylate, available in bottles of 100.
CAPSULES each containing 5 mg bromocriptine, as mesylate, available in bottles of 100.

*For information on other approved indications, please consult the Parlodel product monograph, available to physicians and pharmacists on request.



Sandoz Canada Inc.
P.O. Box 385
Dorval, Quebec H9R 4P5

see pages ifc, i



NeuroScope™ EP Technology at Your Fingertips.

Just one touch will convince you that the **NeuroScope** is superior to conventional Evoked Potentials Systems. The unique TouchScreen control makes **NeuroScope** extremely quick and easy to operate. **No complex keyboard commands or mnemonics to memorize.** Learn in the morning - operate it in the afternoon.

NeuroScope is designed to meet the diverse needs of the physician and clinician. It can be configured for either 2 or 4 channels Auditory, Visual and Somatosensory evoked potentials testing and monitoring (OR, ICU etc.).

NeuroScope offers a powerful range of software applications including OR monitoring software for EEG/CSA and EP. All VEP, AEP and SEP stimulator functions are software generated, giving the flexibility to include new tests as rapidly as they are developed.

NeuroScope gives you a highly efficient way of performing your patient testing. All record keeping and filing of patient data are automatic. Programmable protocols allow you to customize test procedures for individual laboratory requirements. The built-in silent printer provides you with a

complete printout of test results and administrative data.

For more details, call the Evoked Potential specialists at Dantec.



DANTEC

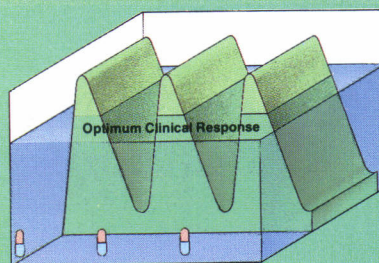
DANTEC Electromedical & Scientific Equipment Ltd.
140 Shorting Road,
Scarborough
Ontario M1S 3S6, Canada
Telephone: (416) 298 2091
Telefax: (416) 298 5704

There's a new trend in treating Parkinson's disease.

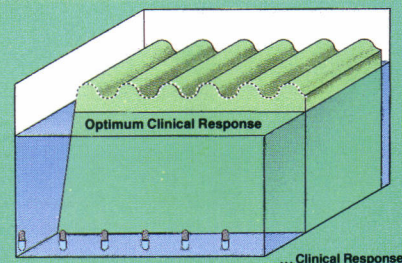
Enhance the ability to cope with daily living

Dose-related fluctuations in therapeutic efficacy, abnormal movements, on-off phenomena – all such problems which tend to arise during prolonged therapy have been shown to be less severe when the total daily dosage of levodopa is divided into more frequent, smaller doses of 'Prolopa' 50/12.5.¹

Levodopa plasma levels – high dose, low frequency²



Levodopa plasma levels – low dose ('Prolopa' 50/12.5), high frequency²



Changes in plasma levels demonstrate that more frequent, smaller doses of 'Prolopa' may help smooth daily performance for Parkinson patients.

Prescribe 'Prolopa' in low doses from the start of levodopa treatment

A low dose of 'Prolopa' (50/12.5) b.i.d. or t.i.d. initiated and maintained lasting therapeutic benefits for the majority of patients in a two-year study of the elderly with Parkinson's disease. Nausea and vomiting were not significant problems with this regimen.³

Improve compliance

With 'Prolopa' there is no tablet to break when using lower dosages. A 'Prolopa' 50/12.5 capsule provides the entire prescribed low dose. More convenient, easier for a Parkinsonian patient.

And 'Roche' has developed a Parkinson Care Program to assist physicians in the management of patients, available free from Hoffmann-La Roche.

Prolopa[®]

(levodopa/benserazide) 4:1

Efficacious, and very cost effective⁴



Original Research in Medicine and Chemistry

(xvi)

