

# The Journal of Laryngology and Otology

EDITED BY  
WALTER HOWARTH

WITH THE ASSISTANCE OF  
W. M. MOLLISON

## Contents


INFLAMMATORY TUMOURS OF THE TRUE VOCAL CORDS, DIRECT LARYNGOSCOPIC OBSERVATIONS . . . . .	GABRIEL TUCKER
SOME REMARKS ON THE SURGICAL TREATMENT OF PERITONSILLAR INFLAMMATIONS . . . . .	REIDAR SCHROEDER
THE VASOMOTOR CONTROL OF THE EAR . . . . .	PHILIP FRAZER
CLINICAL RECORDS—	
A FOREIGN BODY IMPACTED IN A PHARYNGEAL POUCH . . . . .	S. E. BIRDSALL
MEAT IMPACTED IN A PHARYNGEAL POUCH CAUSING COMPLETE ŒSOPHAGEAL OBSTRUCTION . . . . .	WALTER HOWARTH
SOCIETIES' PROCEEDINGS—	
ROYAL SOCIETY OF MEDICINE—SECTION OF LARYNGOLOGY	
ABSTRACTS—	
THE EAR	THE TONSIL AND PHARYNX
THE NOSE AND ACCESSORY SINUSES	THE ŒSOPHAGUS AND ENDOSCOPY
THE LARYNX	THE BRONCHUS
	MISCELLANEOUS
GENERAL NOTES	

London  
Headley Brothers  
109 Kingsway, W.C.2


Monthly, 4/- net post free

Annual Subscription, 40/- net





**NEGUS' ENDOSCOPIC TABLE  
WITH SUCTION PUMP**



Esophagoscope with detachable Suction Tube and Proximal  
Lighting as designed for V. E. NEGUS, M.S., F.R.C.S.  
Obtainable in 4 sizes

MADE BY

**THE GENITO-URINARY MFG. CO. LTD.**

**28a DEVONSHIRE STREET, LONDON, W.1**

Telephone:  
WELBECK 3520, 3529


Telegrams:  
CYSTOSCOPE, WESDO, LONDON

Please mention *The Journal of Laryngology* when replying to advertisements

# GUY'S SILENT SUCTION APPARATUS

as made for

WM. MAYHEW MOLLISON, C.B.E., F.R.C.S.




“ An efficient *silent* suction apparatus is essential in many throat investigations and operations and indeed is used for many operations on other parts of the body.

“ The above illustration shows an Electric Suction Apparatus which can rightly claim to be more efficient than the apparatus generally in use. The suction is continuous and so powerful that clots of blood and the most tenacious mucus are quickly removed. The apparatus is quiet and can easily be moved about the operation theatre and from one theatre to another. It is possible to use it for intra-tracheal

insufflation at the same time as suction since the pump delivers sixty litres of air per minute. The valves in the cylinder head are strong and specially designed for silence in operation and the sump of the machine carries enough oil for six months' continuous use; this ensures efficiency with the minimum of attention. The entire unit is mounted in a robust mahogany case which is fitted with four rubber-tyred castors. On the side of the case two large screw necked bottles are mounted. These bottles are the commercial “Kilner” type and can therefore be replaced with the minimum of expense. Blood and other fluids are removed from the operating field by the suction plant and find their way into the big bottle. The second bottle is a safety trap in the unlikely event of the first bottle becoming full at a moment when it is inconvenient to change it.

“ There are no resistances to regulate the speed and in order to use the apparatus it is only necessary to connect it to the main electrical supply.” The makers are Down Bros., Ltd., London.



## DOWN BROS., LTD.

21 & 23 ST. THOMAS'S STREET, LONDON, S.E.1

(Opposite Guy's Hospital)

and at 22a CAVENDISH SQUARE, LONDON, W.

Telephone : MAYFAIR 0406

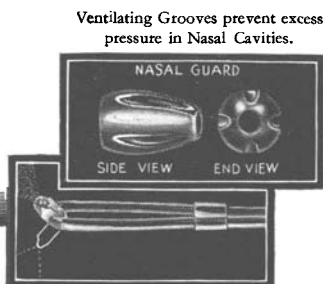
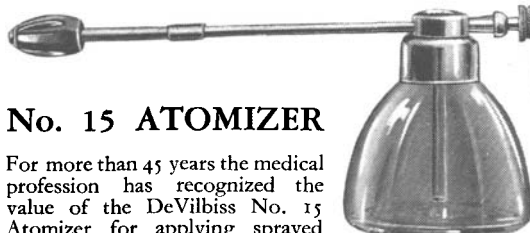
Please mention *The Journal of Laryngology* when replying to advertisements

# PRESCRIBE DeVilbiss


## No. 15 ATOMIZER

For more than 45 years the medical profession has recognized the value of the DeVilbiss No. 15 Atomizer for applying sprayed solutions in prescribed self-treatment. The adjustable gold tip permits spraying in any direction, the vented nasal guard prevents excess pressure in the nasal cavities and the atomizer may be sterilized easily and rapidly by boiling or passing the tip through a flame. Dependable and certain in the hands of the patient, the DeVilbiss No. 15 applies the treatment you want gently and thoroughly—may we suggest that you mark “DeVilbiss Atomizer No. 15” on your prescription where its use is indicated.

**AEROGRAPH Co., Ltd., 43 Holborn Viaduct, London, E.C.1.** Sole distributors of DEVILBISS products in the United Kingdom. Telephone: Holborn 1257 and 1258



Adjustable gold tip for spraying in any direction.



CVS-86

**FOURTH EDITION. FULLY REVISED.**  
*Demy 8vo, 473 pp. 243 Text Illustrations and 21 plates (of which 8 are in colour). 2os. net, postage 6d.*

## DISEASES OF THE NOSE, THROAT AND EAR

For Practitioners and Students

Edited by **A. LOGAN TURNER, M.D., LL.D., F.R.C.S.E.**  
*Consulting Surgeon, Ear and Throat Department, Royal Infirmary, Edinburgh*  
 With the collaboration of  
**J. S. FRASER, M.B., F.R.C.S.E., J. D. LITHGOW, M.B., F.R.C.S.E., G. EWART MARTIN, M.B., F.R.C.S.E.,**  
**DOUGLAS GUTHRIE, M.D., F.R.C.S.E., CHARLES E. SCOTT, M.B., F.R.C.S.E., and**  
**JOHN P. STEWART, M.D., F.R.C.S.E.**

“There is no other book which includes laryngology and otology with such success. . . . The present edition should surpass the previous issues in popularity.”—*British Medical Journal.*

**Bristol: John Wright & Sons Ltd. New Illustrated Catalogue free. London: Simpkin Marshall Ltd.**

*Urgently Needed*

## BACK VOLUMES OF THIS JOURNAL

Vol. I (1887) and Vol. II (1888)

*Full price refunded if sent to the Publishers*

## HEADLEY BROTHERS, 109 Kingsway, London, W.C.2

Please mention *The Journal of Laryngology* when replying to advertisements

**CENTRAL LONDON**  
**THROAT, NOSE AND EAR HOSPITAL**  
**GRAY'S INN ROAD**  
 (Near King's Cross Stations)

DAILY CLINICS. LECTURES ON FRIDAYS, 4 p.m.  
 OVER 11,000 NEW PATIENTS YEARLY. 50,000 ATTENDANCES.  
 IN-PATIENT DEPARTMENT (Hospital and Recovery Home), 104 BEDS.  
 COURSES IN ANATOMY AND PHYSIOLOGY by a Teacher in Anatomy for Part I of the D.L.O. Examination, and CLINICAL COURSES by the Honorary Medical Staff for Part II of the Examination are given twice yearly.  
 COURSES IN METHODS OF EXAMINATION AND DIAGNOSIS at frequent intervals.

SURGEONS

Mr. HAROLD KISCH	Mr. C. GILL-CAREY
Mr. ARCHER RYLAND	Mr. J. D. McLAGGAN
Mr. F. W. WATKYN-THOMAS	Mr. W. A. MILL

ASSISTANT SURGEONS

Mr. A. LOWNDES YATES, Mr. N. ASHERSON, Mr. W. G. SCOTT-BROWN

CLINICAL ASSISTANTS

Are appointed from among those duly qualified gentlemen who have been enrolled as Post-Graduate Students of the Hospital.

*Further particulars on application to*

J. D. McLAGGAN, M.A., F.R.C.S., *Dean.*

JOHN H. YOUNG, *Secretary-Superintendent.*

**THE GOLDEN SQUARE**  
**THROAT, NOSE AND EAR HOSPITAL**  
 Near Piccadilly Circus  
 LONDON, W.1  
 (Gerrard 4058)

HONORARY MEDICAL STAFF

SURGEONS: Mr. Lionel Colledge; Mr. Gilbert Chubb; Mr. F. Cunliffe Ormerod; Mr. A. R. Dingley  
 Mr. Gilbert H. Howells; Mr. J. F. Simpson.

ASSISTANT SURGEONS: Mr. J. C. Hogg; Mr. J. Roydon Peacock; Mr. J. P. Monkhouse.

Physician: Dr. C. E. Lakin.

Neurologist: Dr. L. R. Yealland.

OPHTHALMOLOGIST: Mr. F. A. Williamson-Noble.

GENERAL SURGEON: Mr. J. B. Hunter.

DENTAL SURGEON: Mr. B. Mendleson.

RADIOLOGIST: Dr. Edith Hope.

ANÆSTHETISTS: Dr. G. I. Moriarty; Dr. A. W. Matthew; Dr. S. Coffin; Dr. J. H. T. Challis;  
 Dr. F. Longhurst; Dr. D. Lewis; Dr. G. Hochschild; Dr. G. Edwards; Dr. Blair Gould.

The Hospital has 101 Beds for In-patients and an annual Out-patient attendance of over 50,000.

CLINICAL INSTRUCTION

Clinical instruction in the Diagnosis and Treatment of Diseases of the Ear, Nose and Throat is given in the Out-patient Department from 2 to 5 p.m. daily, and on Tuesdays and Thursdays from 6 to 9 p.m. also. Major operations are performed every morning and afternoon, except Saturdays, in the In-patient Operating Theatres. Minor operations are performed in the Out-patient Operating Theatre on three mornings a week.

Practitioners and Medical Students are admitted to the practice of the Hospital as Post-Graduates. Clinical Assistants, whose duty it is to assist the staff, are appointed as vacancies occur.

For further information apply to the Dean: GILBERT H. HOWELLS.

In addition to the General Wards, there are Semi-private Wards and 11 Private Rooms. The charge for a Private Room is 7 guineas a week, plus a fee for the surgeon.

Further particulars may be obtained from F. P. CARROLL, *Secretary-Superintendent.*

Please mention *The Journal of Laryngology* when replying to advertisements

## THE INTRA-NASAL IONIZER FOR HAY FEVER AND NON-SUPPURATIVE RHINITIS

Pat. No. 373802

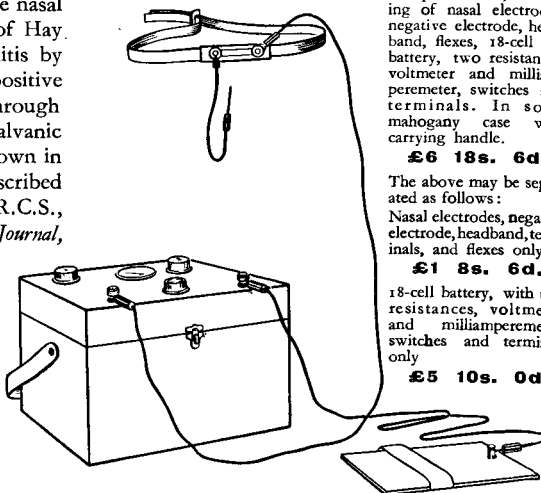
This apparatus is designed for the application of current to the nasal tissues for the treatment of Hay Fever and Paroxysmal Rhinitis by Ionization. It consists of positive and negative electrodes through which is conveyed a galvanic current from a battery as shown in the illustration, and was described by Mr. Philip Franklin, F.R.C.S., in the *British Medical Journal*, June 27th, 1931.

*Send for Booklet*

**THEODORE HAMBLIN**  
Ltd.

*Patentees and  
Manufacturers*

**15 WIGMORE STREET  
LONDON, W.1**



**PRICES:**

Complete Outfit, consisting of nasal electrodes, negative electrode, headband, flexes, 18-cell dry battery, two resistances, voltmeter and milliamperemeter, switches and terminals. In solid mahogany case with carrying handle.

**£6 18s. 6d.**

The above may be separated as follows:

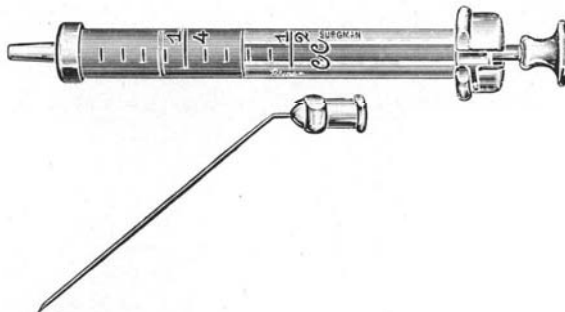
Nasal electrodes, negative electrode, headband, terminals, and flexes only

**£1 8s. 6d.**

18-cell battery, with two resistances, voltmeter and milliamperemeter, switches and terminals only

**£5 10s. 0d.**

## Gray's Intra-Tympanic Needle and Special Syringe



The illustration depicts a special needle and syringe for the injection of Thyroxine through the tympanic membrane for the treatment of otosclerosis, as designed by the late Dr. A. A. Gray.

$\frac{1}{2}$  c.cm. Record Syringes, with Pyrex glass barrels, **6/6** each.

Angled Stainless Steel Needles, **2/-** each.

Products of

**THE SURGICAL MANUFACTURING CO., LTD.**

**83-85 MORTIMER STREET, LONDON, W.1**

who will welcome the opportunity of making new instruments for all special requirements.

*Telephone:* MUSEUM 6473-4-5-6

*Telegrams:* SURGMAN, LONDON

Please mention *The Journal of Laryngology* when replying to advertisements

*Mail Your Order Now!*

## PROBLEMS OF THE DEAF

By **MAX A. GOLDSTEIN, M.D., F.A.C.S.**

610 Pages—273 Illustrations—Leather Bound

\$6.00 Postage prepaid

An unusual, authoritative and comprehensive volume of XIX chapters, covering every phase of work with the Deaf, Deafened and Speech Defective, by an otologist and teacher of 40 years' experience, including :

Chronological History of Deafness—Anatomy and Physiology—Mechanics of Speech—Speech Defects—Cerebral Localization—Hearing Tests—Methods of Instruction—The Acoustic Method—Training of Teachers—The Deaf Child—Hard-of-Hearing Child—Physician and Deaf Child—Parent of Deaf Child—Deafened Adult—Hearing Aids—Schools for the Deaf—Quacks and Quackeries—Research.

Published by **THE LARYNGOSCOPE PRESS**

4574 West Papin Street

ST. LOUIS, MO.

## ADVERTISEMENTS

For information regarding rates for Advertisements in this Journal and space available, apply to

**HEADLEY BROTHERS, 109 KINGSWAY, LONDON, W.C.2**

to whom also all communications with regard to Subscriptions should be addressed.

## ROGERS' STANDARD SPRAYS

HAVE A  
**WORLD-WIDE REPUTATION**  
For Efficiency & Reliability

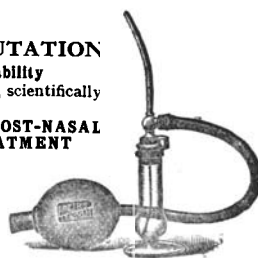
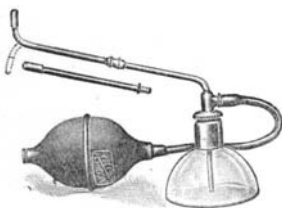
They are made in many forms, scientifically designed for  
**NASAL, PHARYNGEAL, POST-NASAL**  
and **LARYNGEAL TREATMENT**

Particulars gladly supplied  
on request

Sole Manufacturer—

**FRANK A. ROGERS** (LATE OF OXFORD ST.)

1 Beaumont Street, London, W.1



Please mention *The Journal of Laryngology* when replying to advertisements



# The Journal of Laryngology and Otology

(Founded in 1887 by MORELL MACKENZIE and NORRIS WOLFENDEN)

EDITED BY  
WALTER HOWARTH

ASSISTED BY  
W. M. MOLLISON

1. Original Articles are accepted on the condition that they have not been published elsewhere.
2. Manuscripts should be typewritten, on one side only of the paper, and well spaced.
3. Galley proofs and engraver's proofs of illustrations are sent to the author. Corrections, which should be kept to a minimum, must be clearly marked and no additional matter added.
4. Orders for reprints should be sent when returning galley proofs, and for this purpose special forms are supplied, on which the price of the reprints is stated.
5. Authors of Original Communications on Oto-Laryngology in other Journals are invited to send a copy, or two reprints, to the *Journal of Laryngology*. If they are willing, at the same time, to submit their own abstract (in English, French, Italian, or German) it will be welcomed.
6. Editorial Communications may be addressed to THE EDITOR, *Journal of Laryngology*, c/o HEADLEY BROTHERS, 109 Kingsway, London, W.C.2.
7. The Annual Subscription commencing with the January issue is Two Pounds sterling, post free, and is payable in advance.
8. Single copies, both of the present and the previous series, are on sale at Four Shillings each.
9. All Subscriptions, advertising and business communications should be sent to the Publishers, HEADLEY BROTHERS, 109 Kingsway, London, W.C.2.

### *United States of America*

Orders for this Journal may be sent either through a local bookseller, or to Messrs. G. E. STECHERT & CO., 31-33 East 10th Street, New York, or may be sent direct to the Publishers, HEADLEY BROTHERS, 109 Kingsway, London, W.C.2, England.

Please mention *The Journal of Laryngology* when replying to advertisements

# CONTENTS

	PAGE
INFLAMMATORY TUMOURS OF THE TRUE VOCAL CORDS, DIRECT LARYNGOSCOPIC OBSERVATIONS. Gabriel Tucker (Philadelphia) . . . . .	563
SOME REMARKS ON THE SURGICAL TREATMENT OF PERITONSILLAR INFLAMMATIONS. Reidar Schroeder (Copenhagen) . . . . .	574
THE VASOMOTOR CONTROL OF THE EAR. Philip Frazer (Birmingham) . . . . .	579
CLINICAL RECORDS—	
A Foreign Body Impacted in a Pharyngeal Pouch. S. E. Birdsall (London) . . . . .	587
Meat Impacted in a Pharyngeal Pouch Causing Complete Œsophageal Obstruction. Walter Howarth (London) . . . . .	589
SOCIETIES' PROCEEDINGS—	
Royal Society of Medicine—Section of Laryngology . . . . .	590
ABSTRACTS—	
The Ear . . . . .	607
Researches on the Hearing Power and Hearing Organs of Fishes. B. Farkas; Damage to the Ear by Wall-paint containing Arsenic. E. Ruttin; Ear Affections Caused by Poisoning with Benzine Vapour. E. Ruttin; Rupture of the Tympanic Membrane by Lightning. Dr. Horst Wullstein.	
The Nose and Accessory Sinuses . . . . .	609
A Re-examination of Ozæna Patients Treated with Manganese. P. Morch; X-ray Examination of the Maxillary Antrum after Filling with Contrast Fluid. K. Kettel; The Sphenoid Sinus and the Spheno-palatine Ganglion as Factors in so-called Atypical Trigeminal Neuralgia. H. W. Lyman.	
The Larynx . . . . .	611
Ossification of the Cartilages of the Larynx and its Relationship to Some Types of Laryngeal Disease. H. Marshall Taylor.	
The Tonsil and Pharynx . . . . .	612
Naso-pharyngeal Fibroma with invasion of the Ethmo-sphenoidal area, particularly from the points of view of Diagnosis and Treatment. G. Worms; A Case of "Malignant Granuloma" of the Pharynx. S. Kanas.	
The Œsophagus and Endoscopy . . . . .	613
Investigation of the Pathological and Anatomical Developments in Corrosive Œsophagitis in Men. Dr. Markow.	
The Bronchus . . . . .	614
Foreign Bodies in the Bronchi, and Pneumonia. E. Ruttin.	
Miscellaneous . . . . .	615
The Practical Value of Sialoadenography in the Diagnosis of Intermittent Swelling of the Salivary Glands. A. Csillag; The Neurovascular Symptom-complex. E. Lüscher; Sodium Chloride in Diphtheria. Alex. Maclean; Further Study of the Effects of Drugs on Ciliary Activity: a New Method of Observation in the Living Animal. D. M. Lierle and P. M. Moore.	
GENERAL NOTES . . . . .	618