

CAMBRIDGE

JOURNALS



# Animal Health Research Reviews

Published in collaboration with the Conference of Research Workers in Animal Diseases

***Animal Health Research Reviews***

is available online at  
[journals.cambridge.org/ahr](http://journals.cambridge.org/ahr)

**To subscribe contact  
Customer Services**

**in Cambridge:**

Phone +44 (0)1223 326070  
Fax +44 (0)1223 325150  
Email [journals@cambridge.org](mailto:journals@cambridge.org)

**in New York:**

Phone (845) 353 7500  
Fax (845) 353 4141  
Email  
[subscriptions\\_newyork@cambridge.org](mailto:subscriptions_newyork@cambridge.org)

***Editor-in-Chief***

C. Gyles, University of Guelph, Canada

*Animal Health Research Reviews* provides an international forum for the publication of reviews and commentaries on all aspects of animal health. The journal covers all facets of animal health and science, including but not limited to both infectious and non-infectious diseases in domestic and wild animals.

Price information is available at  
[journals.cambridge.org/ahr](http://journals.cambridge.org/ahr)


**Free email alerts**

Keep up-to-date with new material –  
sign up at [journals.cambridge.org/register](http://journals.cambridge.org/register)

For a free online sample visit  
[journals.cambridge.org/ahr](http://journals.cambridge.org/ahr)



CAMBRIDGE  
UNIVERSITY PRESS



# Quarterly Reviews of Biophysics

## **Quarterly Reviews of Biophysics**

is available online at  
[journals.cambridge.org/qrb](http://journals.cambridge.org/qrb)

### **To subscribe contact Customer Services**

#### **in Cambridge:**

Phone +44 (0)1223 326070  
Fax +44 (0)1223 325150  
Email [journals@cambridge.org](mailto:journals@cambridge.org)

#### **in New York:**

Phone (845) 353 7500  
Fax (845) 353 4141  
Email  
[subscriptions\\_newyork@cambridge.org](mailto:subscriptions_newyork@cambridge.org)

## **Editors**

Bengt Nordén, Chalmers University of Technology, Göteborg, Sweden  
Gerhard Wagner, Harvard Medical School, USA  
David M.J. Lilley, FRS, University of Dundee, UK  
Andrew G. W. Leslie, FRS, MRC Laboratory of Molecular Biology, Cambridge, UK  
Eduardo Perozo and Steve A.N. Goldstein, Co-ordinating Editors, University of Chicago, USA

*Quarterly Reviews of Biophysics* covers the whole field of biophysics, from ion channels to DNA topology and from X-ray diffraction to NMR. The journal has a worldwide reputation as a forum for general and specialised communication between biophysicists working in different areas.

**Price information is available at  
[journals.cambridge.org/qrb](http://journals.cambridge.org/qrb)**


## **Free email alerts**

**Keep up-to-date with new material –  
sign up at [journals.cambridge.org/register](http://journals.cambridge.org/register)**

**For a free online sample visit  
[journals.cambridge.org/qrb](http://journals.cambridge.org/qrb)**



**CAMBRIDGE  
UNIVERSITY PRESS**



# Parasitology

## Editor

L. H. Chappell, University of Aberdeen, UK  
Robin B. Gasser, University of Melbourne, Australia  
R. S. Phillips, University of Glasgow, UK

## Parasitology

is available online at  
[journals.cambridge.org/par](http://journals.cambridge.org/par)

## To subscribe contact Customer Services

### in Cambridge:

Phone +44 (0)1223 326070  
Fax +44 (0)1223 325150  
Email [journals@cambridge.org](mailto:journals@cambridge.org)

### in New York:

Phone (845) 353 7500  
Fax (845) 353 4141  
Email  
[subscriptions\\_newyork@cambridge.org](mailto:subscriptions_newyork@cambridge.org)

*Parasitology* publishes original papers on all aspects of parasitology and host-parasite relationships, ranging from the latest discoveries in biochemical and molecular biology to ecology and epidemiology in the context of the medical, veterinary and biological sciences.

Two specially commissioned issues with important topics in parasitology, including the proceedings of the symposia of the British Society for Parasitology, are included in the annual subscription.

Price information is available at  
[journals.cambridge.org/par](http://journals.cambridge.org/par)

## Free email alerts

Keep up-to-date with new material –  
sign up at [journals.cambridge.org/register](http://journals.cambridge.org/register)


For a free online sample visit  
[journals.cambridge.org/par](http://journals.cambridge.org/par)



CAMBRIDGE  
UNIVERSITY PRESS

CAMBRIDGE

JOURNALS



# Systematics and Biodiversity

Published for The Natural History Museum

## ***Systematics and Biodiversity***

is available online at  
[journals.cambridge.org/sys](http://journals.cambridge.org/sys)

### **To subscribe contact Customer Services**

**in Cambridge:**  
Phone +44 (0)1223 326070  
Fax +44 (0)1223 325150  
Email [journals@cambridge.org](mailto:journals@cambridge.org)

**in New York:**  
Phone (845) 353 7500  
Fax (845) 353 4141  
Email  
[subscriptions\\_newyork@cambridge.org](mailto:subscriptions_newyork@cambridge.org)

## ***Editor-In-Chief***

Elliot Shubert, The Natural History Museum, UK

*Systematics and Biodiversity* is an international life science journal devoted to whole-organism biology, especially systematics and taxonomic biodiversity. It emphasizes the importance and multi-disciplinary significance of systematics. It records the diversity of organisms through descriptive taxonomic papers. Coverage also includes relevant theory and methodology, and conservation biology.

Price information is available at  
[journals.cambridge.org/sys](http://journals.cambridge.org/sys)


### **Free email alerts**

Keep up-to-date with new material –  
sign up at [journals.cambridge.org/register](http://journals.cambridge.org/register)

For a free online sample visit  
[journals.cambridge.org/sys](http://journals.cambridge.org/sys)



**CAMBRIDGE**  
UNIVERSITY PRESS



# Zygote

The Biology of Gametes and Early Embryos

**Zygote**

is available online at  
[journals.cambridge.org/zyg](http://journals.cambridge.org/zyg)

**To subscribe contact  
Customer Services**

**in Cambridge:**  
Phone +44 (0)1223 326070  
Fax +44 (0)1223 325150  
Email [journals@cambridge.org](mailto:journals@cambridge.org)

**in New York:**  
Phone (845) 353 7500  
Fax (845) 353 4141  
Email  
[subscriptions\\_newyork@cambridge.org](mailto:subscriptions_newyork@cambridge.org)

**Editor-in-Chief**

Brian Dale, Centre for Reproductive Biology, Clinica Villa del Sole, Napoli, Italy

**North American Editor**

Jacques Cohen, Saint Barnabas Medical Center, USA

**Asian Pacific Editor**

Norio Suzuki, Hokkaido University, Japan

*Zygote* publishes original, high-quality papers, short communications, topical review articles and a Forum section, where controversial topics are discussed. Studies on plants, invertebrates, lower vertebrates, mammals and humans at the molecular and cellular levels are published, leading to a unique multidisciplinary publication.

Price information is available at  
[journals.cambridge.org/zyg](http://journals.cambridge.org/zyg)

**Free email alerts**

Keep up-to-date with new material –  
sign up at [journals.cambridge.org/register](http://journals.cambridge.org/register)

For a free online sample visit  
[journals.cambridge.org/zyg](http://journals.cambridge.org/zyg)



**CAMBRIDGE**  
UNIVERSITY PRESS

# Genetics Research

## INSTRUCTIONS FOR CONTRIBUTORS

**Genetics Research** publishes papers on all aspects of the genetics of complex traits. Excellent papers in other areas of genetics are also welcome. Specifically, the journal publishes empirical and theoretical studies on evolutionary and population genetics, quantitative and statistical genetics, genomics and systems genetics, and molecular and developmental genetics. On the empirical side papers reporting studies that have broad implications using a range of organisms, from well-established genetic model organisms (flies, *C. elegans*, mice, yeast, Arabidopsis); agricultural species (cows, pigs, sheep, chickens, rice, maize, wheat) to humans are encouraged. In addition to research articles the journal welcomes reviews that deal with any field within its scope.

**Contributions** are welcomed from scientists of all nationalities but must be written in English. Submission of a paper will be taken to imply that it is unpublished and is not being considered for publication elsewhere. Papers should be as concise as clarity permits, and illustrations should be restricted to the *minimum needed*. *Short Papers* are designed for concisely written reports of work for which rapid publication is considered desirable. Such papers will normally be published within three months of receipt in acceptable form. They should not exceed 4 pages of print in length, and should include a summary.

**Submissions** These should be made via the journal's online submission system at <http://www.editorialmanager.com/genetics>. They should be typed in font size 12 and double-spaced. The title should ordinarily identify the organism. The address of the laboratory at which the work was carried out will be printed with the authors' names at the head of the paper, and changes of address may be added in footnotes. A footnote to the title page should also give the name and address to whom reprint requests may be made. Sources of financial support should be included with other acknowledgements at the end of the text. The title page of the typescript should include a short title for running headlines (limited to 50 letters and spaces), and the name and address of the author (or his proxy) to whom the proofs are to be sent, under the heading: *Proofs to be sent to . . .* Main headings should be typed in capitals and (except summary and references) numbered consecutively. Subheadings should be typed in lower case, and italicized except for those words and symbols which would be italicized in the text. Subheadings should be numbered (i), (ii), etc., within each main heading.

**Summary** The summary will be printed at the beginning of the paper. It should give a concise abstract of the significant content and conclusions of the paper, in a form suitable for abstracting journals to use, and should not exceed 250 words.

**Illustrations** All illustrations, including photographs, diagrams, graphs etc. are to be labelled consecutively Figure 1, 2 . . . according to their relative positions in the text. Each figure should have a legend to be printed underneath it. Photographs should also be supplied by post as unmounted glossy prints, with

a sketch or separate set to show the arrangement required when several photographs are to form one figure. The names of the authors and the orientation of the figure should be indicated on the back of each photograph. *Diagrams* should be about twice the size of the printed figure, but not larger than 305×203 mm (12×8 inches), unless exceptionally complicated, and the thickness of lines and size of points should be determined accordingly.

**Tables** Each table should be typed on a separate sheet of paper and its approximate position in the text indicated on the typescript. Each should be numbered and carry an appropriate title. The table should be designed, whenever possible, to be printed in the normal orientation of the text. The data should be grouped so as to make the use of rules unnecessary, for they will only be included at the Editor's discretion. Table footnotes should ordinarily employ the symbols \*, †, ‡, §, ||, ¶, \*\*, etc., in that order.

**Symbols** Gene and mathematical symbols should generally be printed in italics, matrices in boldface. Note that '+' as the symbol for a wild-type allele should not be italicized.

**Nomenclature** Wherever possible, standardized nomenclature should be employed. The author should refer to the following publications for guidance: Novick *et al.* (*Bacteriological Reviews* **40**, 168–189) for plasmids; O'Brien (Ed.), *Genetic Maps* **6**, Cold Spring Harbor 1993, for information on most species and recent gene lists.

**References** should follow the normal usage in the journal. In the list of references at the end of the paper, *both titles of articles and names of periodicals* should be written out in full.

**Distribution of Reagents and Deposition of Sequences** Manuscripts will only be accepted for publication in *Genetics Research* on the understanding that protein and nucleic acid sequence data is deposited in a suitable public database, and polymorphism data is deposited in HGBASE. The corresponding accession numbers must be included in the paper. Authors must also be willing to distribute freely, for academic research, any new strains, clones or antibodies that they describe.

**Proofs** Authors will be advised by email when to download their proofs from the Cambridge University Press website. These proofs, after correction, should be returned to the Executive Editor. Excessive alterations, other than corrections of printers' errors, may be disallowed or charged to the author. Corrections should be made using the symbols in British Standard 1219: 1958, or its shortened version B.S. 1219C: 1958.

**Offprints** Authors will be provided with a free pdf of their article and offprints may be ordered in using form sent out with proofs, provided this is returned within fourteen days of receipt.

### Cambridge University Press

The Edinburgh Building, Cambridge CB2 8RU, United Kingdom  
32 Avenue of the Americas, New York, NY 10013–2473, USA  
477 Williamstown Road, Port Melbourne, VIC 3207, Australia  
Ruiz de Alarcón 13, 28014 Madrid, Spain  
Dock House, The Waterfront, Cape Town 8001, South Africa

Printed by Latimer Trend, Plymouth, UK.

# GENETICS RESEARCH

## CONTENTS

### SHORT NOTES

**Triosephosphate isomerase activity-deficient mice show haemolytic anaemia in homozygous condition**

Pretsch, W.

1

**On a logical difficulty in the directed mutation debate**

Zheng, Q.

5

### RESEARCH PAPERS

**An algorithmic model for constructing a linkage and linkage disequilibrium map in outcrossing plant populations**

Li, J., Li, Q., Hou, W., Han, K., Li, Y., Wu, S., Li, Y. & Wu, R.

9

**Mapping QTL for multiple traits using Bayesian statistics**

Xu, C., Wang, X., Li, Z. & Xu, S.

23

**Scrapie-resistant sheep show certain coat colour characteristics**

Sawalha, R.M., Bell, L., Brotherstone, S., White, I., Wilson, A.J. & Villanueva, B.

39

**Increased accuracy of artificial selection by using the realized relationship matrix**

Hayes, B.J., Visscher, P.M. & Goddard, M.E.

47

**Molecular organization of 5S rDNA in sharks of the genus *Rhizoprionodon*: insights into the evolutionary dynamics of 5S rDNA in vertebrate genomes**

Pinhal, D., Araki, C.S., Gadig, O.B.F. & Martins, C.

61

**Fixation probability of beneficial mutations in a fluctuating population**

Engen, S., Lande, R. & Sæther, B.-E.

73

### BOOKS RECEIVED

83