

**Results:** Before the intervention, 143 patients (60.6%) received at least one vaccine. 24 patients (10.2%) received one dose, and 77 (32.8%) were yet to receive any. There was no statistical significance ( $p=0.1509$ ) between the number of patients who received a vaccine before and after intervention, with 33.1% of patients still remaining unvaccinated.

**Image:**

	Before intervention	After intervention
Vaccinated	143 (60.9%)	158 (66.9%)
At least one vaccine	121 (51.3%)	131 (55.5%)
No vaccine	93 (39.4%)	78 (33.1%)

**Table 1.** A table showing the proportion of patients who had received a vaccine, and those who had not. 'Vaccinated' implies a complete course.

**Image 2:**

Reasons for refusal	
Number not working/no answer/voicemail	27 (39.1%)
No reason given	9 (13.0%)
Not contacted	5 (7.2%)
Against the vaccine/not interested	17 (24.6%)
Has already	6 (8.7%)
Doesn't want to mix medications	1 (1.4%)
Unwell/has blood clots	2 (2.9%)
Agreed and booked	2 (2.9%)

**Table 2.** A table showing the reasons for refusal amongst the 69 patients who gave reasons for refusal

**Image 3:**

Patient demographics by ethnicity in our caseload	
Black British	49.3%
White	25.2%
Any other ethnic group	16.7%
Asian/Asian British	3.9%
Mixed Race	2.8%
Blank (unanswered)	1.4%
Not stated	0.7%

**Table 3.** Patient demographics by ethnicity

**Conclusions:** There is limited research on perceptions of receiving vaccines in patients with SMI, despite their cost-effectiveness in disease prevention. Even after intervention, 33.1% of patients remained unvaccinated, compared to 6.6% nationally. A lack of knowledge and recommendations from care teams are reasons for hesitancy. Misinformation, conspiracy theories and propaganda can drive people towards refusal. Patients with SMI typically have disadvantages of healthcare inequality, lower levels of education and access to inaccurate information. Patients and their healthcare team should be knowledgeable about vaccine efficacy and side effects. Studies have shown low uptake in the Black/African/

Caribbean ethnic group (49.3%, table 3). Reasons include general mistrust in institutions and access barriers. For minority communities, vaccination sites in community centres or places of worship have proven to be effective, providing familiarity.

Patients taking clozapine may have a weaker immune system due to myelosuppression. 24.3% of our patients take this, with many unsure of interactions or side effects. Poorer prognosis means a focussed approach is needed.

Vaccine hesitancy is complex and requires targeted, tailor-made strategies, with consideration for patients who may lack capacity. It is evident from our results that calling patients alone may not be effective. A future multi-modal approach may be necessary to address poor vaccine uptake and opens up avenues to further explore vaccine hesitancy.

**Disclosure of Interest:** None Declared

## EPP0682

### Anxiously expecting during a COVID-19: a cross-sectional descriptive inquiry on the effects of the pandemic on pregnant women

T. C. Ionescu<sup>1\*</sup>, S. Zaharia<sup>2</sup>, M. I. Draganescu<sup>1</sup> and C. Tudose<sup>1</sup>

<sup>1</sup>Department of Neuroscience, University of Medicine and Pharmacy "Carol Davila" Bucharest and <sup>2</sup>Department II, Alexandru Obregia Clinical Hospital of Psychiatry, Bucharest, Romania

\*Corresponding author.

doi: 10.1192/j.eurpsy.2023.978

**Introduction:** While pregnancy itself is a risk factor in the development of anxiety disorders, the COVID-19 pandemic has brought additional pressure on expecting women. Despite these two independent factors, no study regarding their cumulative effect on anxiety in soon-to-be Romanian mothers exists.

**Objectives:** This study intends to address this deficiency by measuring the level of anxiety in a sample of pregnant women from the public healthcare sector in Romania.

**Methods:** Sociodemographic data and Zung Self-reported Anxiety Scores (SAS) were used to look at 121 pregnant women to get a fuller picture of anxiety in pregnant women during the pandemic.

**Results:** Some of the main findings of the study are as follows: anxiety symptoms are more intense during the first trimester of pregnancy, especially in the psychological domain of the scale, as opposed to the third one. High BMI was weakly correlated with lower Zung Scale scores, while marital status and having other children were moderately correlated with less anxiety symptoms. While no association could be found between history of infection, vaccination and anxiety, surprisingly, unvaccinated women showed less psychological distress than vaccinated ones (moderate correlation), suggesting that less anxiety prone women are also less likely to get adequate protection. Getting one's information from official sources also proved to be weakly correlated with higher Zung Scale scores.

Image:

Comparison between quarters according to the anxiety index (SAS)

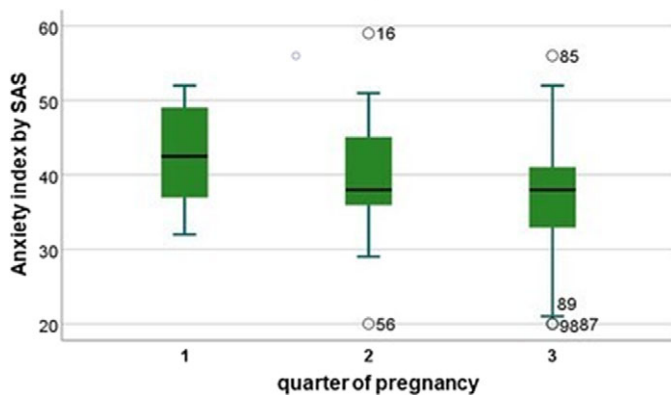
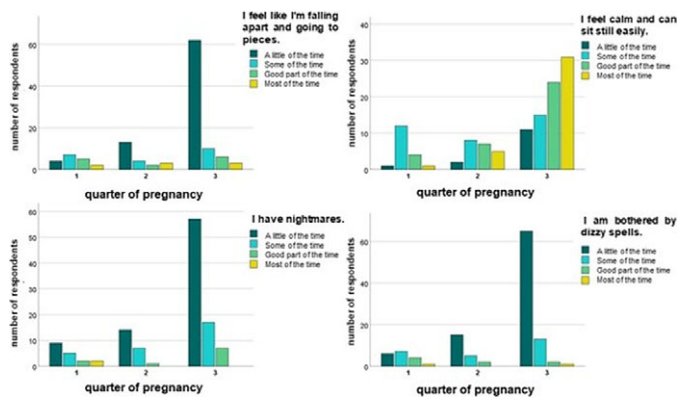


Image 2:



**Conclusions:** In conclusions, the findings of this study can serve as a start for further inquiry regarding the impact of the COVID pandemic on the mental health of pregnant women.

**Disclosure of Interest:** None Declared

EPP0683

**How Covid-19 changed psychiatric department admissions: observational study comparison of psychiatric department admissions over three years**

T. Barlattani<sup>1\*</sup>, C. D'Amelio<sup>1</sup>, A. Russo<sup>1</sup>, R. Santini<sup>2</sup>, F. Pacitti<sup>1</sup> and A. Rossi<sup>1</sup>

<sup>1</sup>Department of Biotechnological and Applied Clinical Sciences, University of L'Aquila, L'Aquila and <sup>2</sup>Department of System Medicine, University of Rome Tor Vergata, Rome, Italy

\*Corresponding author.

doi: 10.1192/j.eurpsy.2023.979

**Introduction:** Although the role of SARS-CoV2 pandemic on psychiatric Emergency Department (ED) encounters, has been analysed, few studies have focused on the pandemic influence on patients' characteristics and admission rates in a psychiatric ward.

**Objectives:** The aim of this cross-sectional study is to analyse characteristics of patients admitted in the psychiatric ward of "San Salvatore" Hospital in L'Aquila (Italy) in a three-year time-frame, from 2019 to 2021, and evaluate the impact of COVID-19 pandemic on admission trends over the course of these three years.

**Methods:** We collected data regarding 1115 patients from the hospital discharge summaries (Scheda di Dimissione Ospedaliera, SDO) of "San Salvatore" Hospital. Patients were sorted according to diagnosis, year of admission and age range. Comparison of mean values from each group was attained using the Student's t-test, while percentages and ratios were compared by means of the Chi-Square test.

**Results:** Between January 2019 and December 2021, 1115 patients were admitted in our psychiatric ward. In 2020, during pandemic outbreak, we observed a reduction of the number of admissions, with 351 patients. Although no statistically significant differences were found regarding patients' gender or age, we observed a higher number of male patients admitted during all three years (male/female ratio: 231/171 in 2019, 217/134 in 2020 and 192/170 in 2021). Admission rates of patients aged between 18 to 30 years were higher during 2020 and 2021, conversely in the previous year the most represented group were patients aged between 41 to 50 years. Regarding diagnostic categories, percentages remained relatively steady during the three years. Nevertheless, it was possible to observe a slight reduction of Schizo-Psychotic disorders (175/402; 45,53% in 2019, 135/351; 38,46% in 2020 and 119/362; 32,87% in 2021) and a slighter reduction of Personality disorders percentages (49/402; 12,19% in 2019, 37/351; 10,54% in 2020 and 36/362; 9,94% in 2021). Conversely, results showed an increase in admission of patients with substance use disorder: 24 out of 402 patients (5,97%) in 2019, 32 out of 351 patients (9,12%) in 2020, and 46 out of 362 patients (12,71%) in 2021.

Image 2:

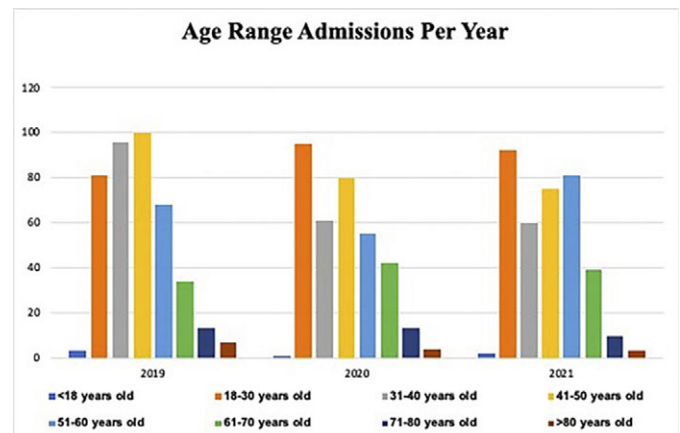


Image 3:

DIAGNOSES	2019	2020	2021
Schizo-psychotic disorders	175 (43,53%)	135 (38,46%)	119 (32,87%)
Depressive disorder	39 (9,70%)	33 (9,40%)	33 (9,12%)
Bipolar disorder	48 (11,94%)	47 (13,39%)	49 (13,54%)
Personality disorders	49 (12,19%)	37 (10,54%)	36 (9,94%)
Substance use disorder	24 (5,97%)	32 (9,12%)	46 (12,71%)
Other disorders	67 (16,67%)	67 (19,09%)	79 (21,82%)