

The Canadian Journal of Neurological Sciences

Le Journal Canadien des Sciences Neurologiques

- Neural Maturation Delay in SIDS 361
- Encephalopathy in Liver Transplantation 378
- Genetic Factors in Multiple Sclerosis 382
387
- Petrous Meningiomas 399
- Table of Contents page i



**XXVIth Canadian Congress of
Neurological Sciences
June 18-22, 1991
Halifax, Nova Scotia
Call for Abstracts – page 445**

The Official Journal of

The Canadian Neurological Society
The Canadian Neurosurgical Society
The Canadian Society of Clinical Neurophysiologists
The Canadian Association for Child Neurology

Volume 17, No. 4

November 1990

To a parkinsonian patient, a little help means a lot.

*Adding Parlodel to levodopa
can improve symptom control.
Because you want to help
your patient get more out of
life's little pleasures.*



Add

PARLODEL[®] 
(bromocriptine mesylate)

Because quality of life is the issue.

For brief prescribing
information see page xix

 **SANDOZ**  

Sandoz Canada Inc., P.O. Box 385, Dorval, Quebec H9R 4P5



Table of Contents

ORIGINAL ARTICLES

Neural Maturation Delay as a Link in the Chain of Events Leading to SIDS <i>Lawrence E. Becker</i>	361
Hypervolemic-Hemodilution and Hypertension During Temporary Middle Cerebral Artery Occlusion in Rats: The Effect on Blood-Brain Barrier Permeability <i>Daniel J. Cole, John C. Drummond, Jerry S. Matsumura, Suzanne Marcantonio and Bonnie I. Chi-Lum</i>	372
Encephalopathy in Liver Transplantation: Neuropathology and CMV Infection <i>C. Power, S.D. Poland, K.H. Kassim, J.C.E. Kaufmann and G.P.A. Rice</i>	378
Multiple Sclerosis in French Canadians: Evidence for HLA Class II Susceptibility and Resistance Genes <i>D.G. Haegert, M. Michaud and G.S. Francis</i>	382
Heterogeneity in Multiple Sclerosis: Comparison of Clinical Manifestations in Relatives <i>A.D. Sadovnick, L.L. Hashimoto and S.A. Hashimoto</i>	387
A Cluster-Focus of Multiple Sclerosis at Henribourg, Saskatchewan <i>Walter J. Hader, Donald G. Irvine and H. Bruno Schiefer</i>	391
The Mechanism of Embolic Watershed Infarction: Experimental Studies <i>M.S. Pollanen and J.H.N. Deck</i>	395
Petrous Meningiomas: A Review of Seventeen Cases <i>R.L. Macdonald, P.J. Muller, W.S. Tucker, R.J. Moulton and A.R. Hudson</i>	399
Positron Emission Tomography Study of Brain Benzodiazepine Receptors in Friedreich's Ataxia <i>C. Chavoix, Y. Samson, S. Pappata, C. Prenant, M. Mazière, A. Seck and Y. Agid</i>	404
Neuropsychological Deficits and Sleep in Myotonic Dystrophy <i>R. Broughton, D. Stuss, M. Kates, J. Roberts and W. Dunham</i>	410
CQA 206-291 in Parkinson's Disease: An Acute Single Escalating Dosage Study <i>Anthony E. Lang, David E. Riley, Luc Vachon and Xavier Lataste</i>	416
Immunohistochemistry of Ectodermis Physaliphora and Chordoma <i>R.L. Macdonald and J.H.N. Deck</i>	420
Hemifacial Spasm and Craniovertebral Anomaly <i>F.B. Maroun, J.C. Jacob, B.K.A. Weir and M.A. Mangan</i>	424

SPECIAL FEATURES

Hypothesis: Similarities of Guamanian ALS/PD to Post-Encephalitic Parkinsonism/ALS: Possible Viral Cause <i>Arthur J. Hudson and George P.A. Rice</i>	427
Symposium: Legal Issues in the Practice of Neurology and Neurosurgery.....	434

BOOK REVIEWS	440
--------------------	-----

NOTES AND ANNOUNCEMENTS.....	443
------------------------------	-----

CALENDAR OF EVENTS	444
--------------------------	-----

XXVI CANADIAN CONGRESS OF NEUROLOGICAL SCIENCES —

CALL FOR ABSTRACTS	445
--------------------------	-----


PRELIMINARY PROGRAM	446
---------------------------	-----

SPECIAL PRIZE ANNOUNCEMENTS.....	447
----------------------------------	-----

INDEX TO VOLUME 17	449
--------------------------	-----

INSTRUCTIONS TO AUTHORS.....	viii
------------------------------	------

ADVERTISERS INDEX	xxiii
-------------------------	-------



LEADERSHIP MEANS SOMETIMES GOING IT ALONE

In the field of Evoked Potentials, one company is still leaving footprints in which others can only hope to follow. Nicolet.

Fifteen years ago, Nicolet introduced the first clinical Evoked Potential system. Today, a third generation of the Nicolet Pathfinder™, the Pathfinder™ MEGA, offers an extensive range of hardware and software options to provide more testing power and flexibility than any other system. New capabilities have been added every year. Based on the pioneering performance of the CA1000, the Nicolet Compact Series provides the standard against which other Evoked Potential systems are measured. And for basic auditory testing, the simplicity and ease of use of the Nicolet Audit™ V are unmatched.

Nicolet has more Evoked Potential systems in clinical and research use than any other manufacturer. And it's not even close.

Make tracks with the leader! Call your local Nicolet Representative to find out how Nicolet can meet your electrodiagnostic needs ... better than anyone.

Nicolet

INSTRUMENTS OF DISCOVERY

Nicolet Biomedical

5225-4 Verona Road, Madison, WI 53711, 608-271-3333, 800-356-0007.

Sales and Service Offices Worldwide, Subsidiary Offices:
Belgium, Canada, France, Japan, United Kingdom, and West Germany.



Editor/Rédacteur en chef Robert G. Lee *Calgary*
Associate Editors/Rédacteurs associés Yves Lamarre *Montréal* Harvey B. Sarnat *Calgary*
Terry Picton *Ottawa* Bryce Weir *Edmonton*
Founding Editor/Fondateur-rédacteur Robert T. Ross *Winnipeg*
Book Review Editor/Rédacteur de critiques de livres T. Peter Seland *Calgary*
News Editor/Rédacteur (nouvelles) John Norris *Toronto*
Managing Editor/Administratrice adjointe Sally A. Gregg *Calgary*

Editorial Board/Conseil Scientifique

Peter Ashby <i>Toronto</i>	John Girvin <i>London</i>
Larry Becker <i>Toronto</i>	Peter Humphreys <i>Ottawa</i>
Paul Bédard <i>Québec</i>	Richard Leblanc <i>Montréal</i>
Warren Blume <i>London</i>	Patrick McGeer <i>Vancouver</i>
Jean-Pierre Bouchard <i>Québec</i>	Jean Reiher <i>Sherbrooke</i>
Garth Bray <i>Montréal</i>	Leo P. Renaud <i>Montréal</i>
Donald Calne <i>Vancouver</i>	Richard Riopelle <i>Kingston</i>
Peter Camfield <i>Halifax</i>	Richard Stein <i>Edmonton</i>
Pierre Duquette <i>Montréal</i>	John Stewart <i>Montréal</i>
George Ebers <i>London</i>	Charles Tator <i>Toronto</i>

Publications Committee/Comité de Rédaction

William F. Brown <i>London</i>	Warren Blume <i>London</i>
Gary Ferguson <i>London</i>	John Tibbles <i>Victoria</i>

The Official Journal of/La Revue Officielle de:

The Canadian Neurological Society
La Société Canadienne de Neurologie
President/Président — Richard Riopelle
Secretary-Treasurer/ — O. Suchowersky
Secrétaire-Trésorier

The Canadian Society of Clinical Neurophysiologists
La Société Canadienne de Neurophysiologie Clinique
President/Président — W. Pryse-Phillips
Secretary-Treasurer/ — Michael Jones
Secrétaire-Trésorier

The Canadian Neurosurgical Society
La Société Canadienne de Neurochirurgie
President/Président — Arthur Hudson
Secretary-Treasurer/ — Renn Holness
Secrétaire-Trésorier

The Canadian Association for Child Neurology
L'Association Canadienne de Neurologie Pédiatrique
President/Président — Peter Humphreys
Secretary-Treasurer/ — Daniel Keene
Secrétaire-Trésorier

The permanent secretariat for the 4 societies and the Canadian Congress of Neurological Sciences is at/
Le secrétariat des 4 associations et du Congrès Canadien des Sciences Neurologiques est situé en permanence à:
810, 906 - 12 Avenue S.W., Calgary, AB Canada T2R 1K7

The Canadian Journal of Neurological Sciences is published quarterly. The annual subscription rate is \$60 for Canada, \$70 for USA and elsewhere. Residents, Interns, Pre- and Post-Doctoral Students \$30 per annum. Single copies \$18 each. All manuscripts and communications should be sent to: Canadian Journal of Neurological Sciences, P.O. Box 4220, Station C, Calgary, AB Canada T2T 5N1. Courier to: 8th Floor, 906 - 12th Avenue S.W., Calgary, AB Canada T2R 1K7. Telephone (403) 229-9575. COPYRIGHT© 1990 by THE CANADIAN JOURNAL OF NEUROLOGICAL SCIENCES INC. No part of this journal may be reproduced in any form without the prior permission of The Canadian Journal of Neurological Sciences. Mailed under second class registration number 3307. Postage paid at Calgary, Alberta. This journal is indexed by *Index Medicus*, *Excerpta Medica* and *Current Contents* — *Clinical Practice and Life Sciences*.

Le Journal Canadien des Sciences Neurologiques est publié trimestriellement. L'abonnement annuel est de 60 \$ au Canada et 70 \$US pour les Etats Unis et ailleurs. Internes, résidents, fellows pré et post doctoral: 30 \$ par année. Copie simple: 18 \$ Toutes les communications et les manuscrits doivent être adressés à Journal Canadien des Sciences Neurologiques, P.O. Box 4220, Station C, Calgary, AB Canada T2T 5N1. Par courrier: 8th Floor, 906 - 12th Avenue S.W., Calgary, AB Canada T2R 1K7. Téléphone (403) 229-9575.

DROITS D'AUTEUR© 1990: THE CANADIAN JOURNAL OF NEUROLOGICAL SCIENCES INC. Aucune partie de ce Journal ne peut être reproduite, sous quelque forme que ce soit, sans la l'autorisation du Journal Canadien des Sciences Neurologiques. Posté sous permis de deuxième classe no 3307. Port payé à Calgary, Alberta. Le Journal est cité et indexé dans *Index Medicus*, *Excerpta Medica* et *Current Contents* — *Clinical Practice et Life Sciences*.

Advertising representative/Représentant de publicité Sally Gregg, Canadian Journal of Neurological Sciences
810, 906 - 12 Ave. S.W., Calgary, AB Canada T2R 1K7 — (403)-229-9575

Printer/Imprimeur McAra Printing Limited, 105, 2507 - 12th Street N.E., Calgary, Alberta T2E 7L5

ISSN 0316 - 1671



A Time For Living

The formative years. A time for living, for being part of the team, the band, the crowd. In this time of belonging, performing and excelling, she has no time for limitations and little tolerance for seizures.

When you are initiating therapy **consider TEGRETOL[®] CR (controlled release carbamazepine) and its benefits.**

Effectiveness: Proven seizure control.

Tolerability: Fewer of the peak related CNS side effects associated with conventional TEGRETOL[®] (carbamazepine).^(1,2)

Convenience: The convenient twice daily dosage may make it easier for patients to comply with. No mid-day dose.

For brief prescribing information see page xxi

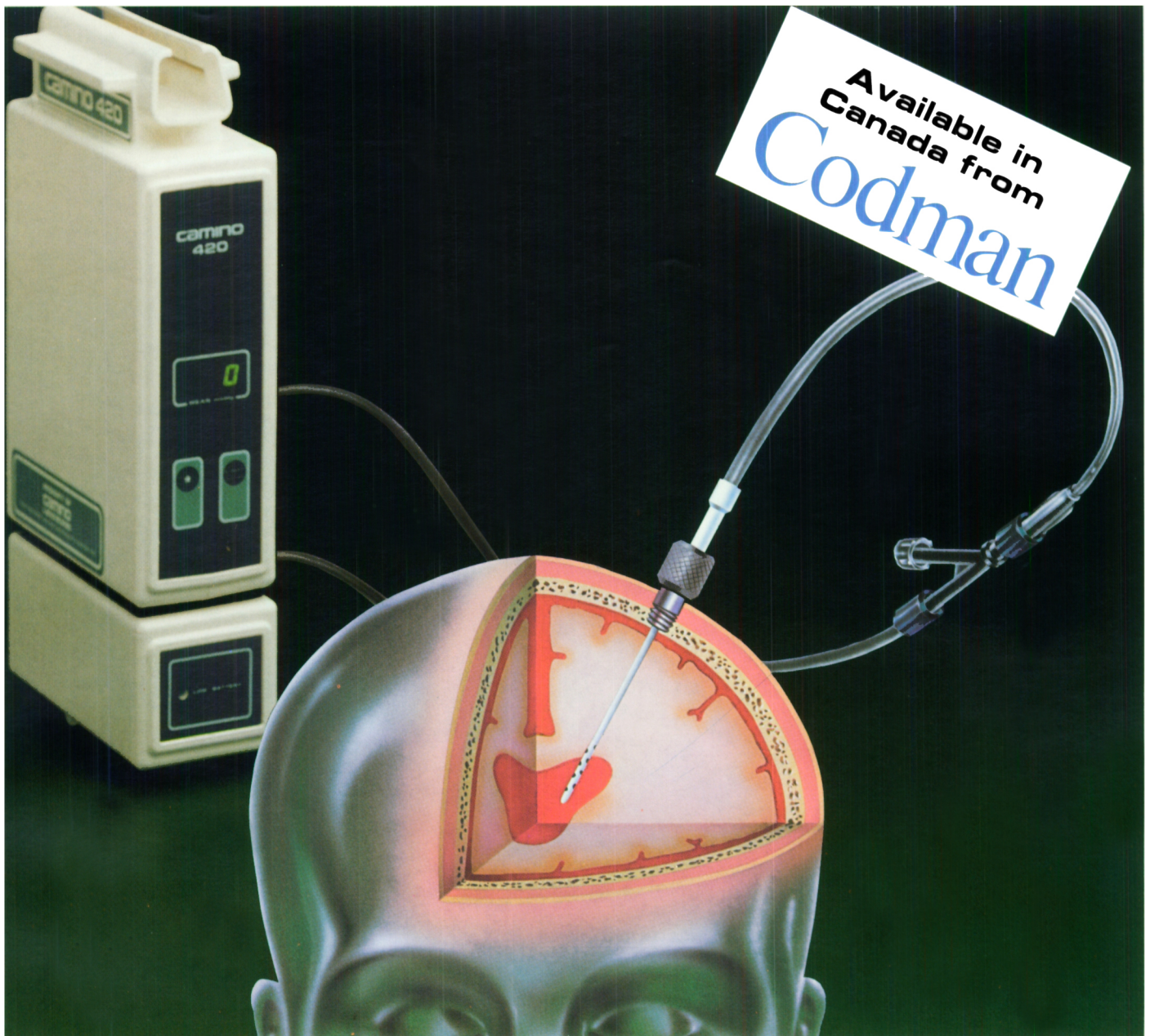
TEGRETOL[®] CR:
A logical choice that helps her get on with living

G-89037

PAAB
CCPP

Geigy

Mississauga, Ontario
LSN 2W5



SAFE, SIMPLE AND ACCURATE...THE CAMINO ICP MONITORING SYSTEM

The Camino System changed ICP monitoring forever by eliminating all fluid coupling and with it, the artifacts, flushing, leveling, debubbling and clogging.

All thanks to a very special transducer...one so tiny, accurate and versatile that it can be used for intra-parenchymal, ventricular, subdural and post-craniotomy monitoring. Unlike external, fluid-coupled monitoring systems, the Camino System is a **closed system**. Since it is never rezeroed, it is never opened to the atmosphere.

All Camino monitoring kits permit **direct** ICP monitoring. The Camino transducer is placed

at the catheter tip, so there are no artifacts from leveling, bubbles, etc. This means greater accuracy and less nursing intervention.

Direct ICP monitoring; Safe, simple and accurate - from Camino Laboratories and


Codman
a *Johnson & Johnson* company

Peterborough, Ontario

Call toll free;

Ontario 1-800-461-7693,

All other provinces 1-800-461-7664



The evolution of migraine prophylaxis takes you to the origin of pain.

Introducing Sibelium. The first calcium antagonist that focuses its activity directly on the brain to help prevent common and classical migraine.¹⁻⁵

Because it acts selectively, Sibelium exerts its effect without the hemodynamic effects of conventional calcium antagonists. Hence, there have been no effects reported on heart rate, blood pressure or cardiac output.^{1, 6, 7}

Sibelium effectively reduces the frequency and severity of migraine. Reduction in migraines is usually evident in the first 4 weeks of therapy. In general, continued therapy results in further decreases in both frequency and severity of migraine.^{3-6, 8-10}

The most common side effect of Sibelium is transient sedation. Some patients may experience a slight weight gain in the first few months of therapy. These side effects rarely require discontinuation of Sibelium.^{1, 3-6, 8-10}

Sibelium's once-a-day dosage (2 capsules of 5mg at bedtime) and generally mild side effects^{3-6, 8-10} allow the majority of patients (94.9%)¹ to remain on a 6-9 month course of therapy.

As migraine treatment continues to evolve, Sibelium stands alone in offering significant relief from both the frequency and severity of migraines, with a unique selective action.¹

once-a-day
SIBELIUM[®]
flunarizine

The first selective calcium antagonist for migraine prophylaxis.



For brief prescribing information see page xvi




PARKINSON'S

*For the Many Demands
of Parkinson's Disease*

LOW-DOSE LEVODOPA

PROLOPA[®] 50/12.5
levodopa 50mg benserazide 12.5mg



CONSENSUS: USE LEVODOPA AT THE LOWEST DOSE POSSIBLE ...¹⁻³

Slow, incremental increases of levodopa can provide optimal relief of Parkinson's symptoms with minimal adverse effects, and offers greater latitude for dosage adjustment over a longer treatment period.⁴⁻⁶

*Only Prolopa is available in a 'low-dose'
50 mg strength...*

ESPECIALLY NOW...

Adjunctive therapy with the unique MAO-B inhibitor, selegiline hydrochloride, can reduce levodopa requirements by as much as 50%.⁶⁻¹¹ Therefore, the need for a low-dose levodopa becomes even more important.

*Prolopa offers the flexibility to meet
the many demands of Parkinson's Disease*

Roche  **DEPRENYL**
RESEARCH LIMITED
Hoffmann-La Roche Limited
Etoibicoke, Ontario M9C 5J4 

ELDEPRYL[®] ADJUNCT IN THE MANAGEMENT OF PARKINSON'S DISEASE

(selegiline hydrochloride) (l-deprenyl hydrochloride) TABLETS 5 mg

ACTIONS AND CLINICAL PHARMACOLOGY ELDEPRYL (selegiline hydrochloride, previously known as l-deprenyl hydrochloride) a synthetic selective inhibitor of the MAO-B enzyme when administered at the recommended doses, has been found to be of value as an adjunct to the management of some patients with Parkinson's Disease when administered as add-on therapy to levodopa/carbidopa. The mechanism of action of ELDEPRYL responsible for its action as an adjunct in the symptomatic management of selected Parkinsonian patients is not well understood. Inhibitors of type MAO-B enzyme may be useful by blocking the metabolism of dopamine and by increasing the net amount of dopamine available. It may increase dopaminergic activity by blocking dopamine uptake at the synapses. Two principal metabolites of ELDEPRYL, l-amphetamine and l-metamphetamine (which with l-desmethylselegiline account for 44% of dose administered, as excreted metabolites) could also play a role. They interfere with neuronal uptake. By inhibiting MAO-B enzyme, ELDEPRYL may prevent the generation of free radicals and hydrogen peroxide resulting from oxidation of dopamine. It may also prevent the conversion of MPTP to MPP. Non-selective inhibitors of MAOs which inhibit MAO-A enzymes are not used in the management of Parkinson patients because of side effects, such as hypertension, increase in involuntary movements and toxic delirium. Toxic delirium has also been reported with ELDEPRYL when used as adjunctive therapy to levodopa treatment. **Hypertensive Crisis ("Cheese Reaction").** The MAOs are currently subclassified into two types, A and B, which differ in their substrates specificity and tissue distribution. In humans, intestinal MAO is predominantly MAO-A while most of that in the brain is MAO-B. In the CNS, MAO plays an important role in the catabolism of catecholamines (dopamine, norepinephrine and epinephrine) and serotonin. The MAOs are also important in the catabolism of various exogenous amines found in a variety of foods and drugs. The MAO-A found in the liver and the gastrointestinal tract is thought to provide vital protection from exogenous amines (e.g. tyramine) that have the capacity, if absorbed intact, to cause a "hypertensive crisis", the so-called "cheese reaction" (if large amounts of certain exogenous amines - e.g. from fermented cheese, red wine, herring, over-the-counter cough/cold medications, etc. - gain access to the systemic circulation they are taken up by adrenergic neurons and displace norepinephrine from storage sites within membrane bound vesicles. The subsequent release of the displaced norepinephrine causes the rise in systemic blood pressure, etc.) In theory therefore, patients treated with ELDEPRYL at a dose of 10 mg a day, because gut MAO-A is not inhibited, can take medications containing pharmacologically active amines and consume tyramine-containing foods without risk of uncontrolled hypertension. To date, clinical experience appears to confirm this prediction: hypertensive crises ("cheese reactions") have not been reported in ELDEPRYL treated patients. However, until the pathophysiology of the "hypertensive crisis" is more completely understood, it seems prudent to assume that ELDEPRYL can only be used safely without dietary restrictions at doses where it presumably selectively inhibits MAO-B (e.g. 10 mg/day). Hence, attention to the dose dependent nature of ELDEPRYL's selectivity is critical if it is to be used without elaborate restrictions being placed on diet and concomitant drug use (See WARNINGS and PRECAUTIONS). **Pharmacokinetics.** Only preliminary information about the details of the pharmacokinetics of ELDEPRYL and its metabolites is available. Data obtained in a study of 12 healthy subjects that was intended to study the effects of ELDEPRYL on the pharmacokinetics of an oral hypoglycemic agent, however, provides some information. Following the oral administration of a single dose of 10 mg of ELDEPRYL to these subjects serum levels of intact ELDEPRYL were below the limit of detection (less than 10 ng/ml). Three metabolites, N-desmethylselegiline, the major metabolite (mean half-life 2.0 hours), l-amphetamine (mean half-life 17.7 hours) and l-metamphetamine (mean half-life 20.5 hours) were found in serum and urine. Over a period of 48 hours, 45% of the dose administered appeared in the urine as these three metabolites. In an extension of this study intended to examine the effects of steady state conditions, the same subjects were given a 10 mg dose of ELDEPRYL for seven consecutive days. Under these conditions, the mean trough levels were 3.5 ng/ml for l-amphetamine and 8.0 ng/ml for l-metamphetamine, and those for N-desmethylselegiline were below the levels of detection. The rate of MAO-B regeneration following discontinuation of treatment has not been quantitated. It is this rate, dependent upon *de novo* protein synthesis, which seems likely to determine how fast normal MAO-B activity can be restored. **INDICATIONS AND CLINICAL USE** ELDEPRYL (selegiline hydrochloride) may be of value as an adjunct in the management of some patients with Parkinson's Disease. ELDEPRYL is not indicated as a first line treatment of Parkinson patients but may be of value as add-on therapy. Short term benefits from the drug are frequently lost in the longer run. **CONTRAINDICATIONS** ELDEPRYL (selegiline hydrochloride) is contraindicated in Patients with known hypersensitivity to this drug. Active peptic ulcer, extrapyramidal disorders such as excessive tremor or tardive dyskinesia, (or in patients with) severe psychosis or profound dementia. ELDEPRYL should not be used at daily doses exceeding those recommended (10 mg/day) because of the risks associated with non-selective inhibition of MAO (see CLINICAL PHARMACOLOGY). The selectivity of ELDEPRYL for MAO-B may not be absolute even at the recommended daily dose of 10 mg/day and selectivity is further diminished with increasing daily doses. The precise dose at which ELDEPRYL becomes a non-selective inhibitor of all MAO is unknown. Doses in the range of 30 to 40 mg a day are known to be non selective. Because of reports of fatal interactions, MAO inhibitors are ordinarily contraindicated for use with meperidine. This warning is often extended to other opioids. Because the mechanism of interaction between MAO inhibitors and meperidine is unknown, it seems prudent, in general, to avoid this combination. **PRECAUTIONS General.** Some patients given ELDEPRYL (selegiline hydrochloride) may experience an exacerbation of levodopa associated side effects, presumably due to the increased amounts of dopamine reacting with super-sensitive post-synaptic receptors. These effects may often be mitigated by reducing the dose of levodopa/carbidopa by approximately 10 to 30%. The decision to prescribe ELDEPRYL should take into consideration that the MAO system of enzymes is complex and incompletely understood and there is only a limited amount of carefully documented clinical experience with ELDEPRYL. Consequently the full spectrum of possible responses to ELDEPRYL may not have been observed in pre-marketing evaluation of the drug. It is advisable, therefore, to observe the patients closely for atypical responses. **Warning to Patients.** Patients should be advised of the possible need to reduce levodopa/carbidopa dosage after the initiation of ELDEPRYL therapy. The patients (or their families if the patient is incompetent) should be advised not to exceed the recommended daily dose of 10 mg. The risk of using higher daily doses of ELDEPRYL should be explained, and a brief description of the "hypertensive crisis" ("cheese reaction") provided. While hypertensive reactions with ELDEPRYL have not been reported, documented experience is limited. Consequently it may be useful to inform patients (or their families) about the signs and symptoms associated with MAO inhibitors induced hypertensive reactions. In particular, patients should be urged to report, immediately, any severe headache or other atypical or unusual symptoms not previously experienced. **Laboratory Tests.** No specific laboratory tests are deemed essential for the management of patients on ELDEPRYL. Transient or continuing abnormalities with tendency for elevated values in liver function tests have been described in long term therapy. Although serious hepatic toxicity has not been observed, caution is recommended in patients with a history of hepatic dysfunction. Periodic routine evaluation of all patients is however appropriate. **Drug Interactions.** Other than the possible exacerbation of side effects in patients receiving levodopa/carbidopa therapy, no interactions attributed to the combined use of ELDEPRYL and other drugs have been reported. Because the database of documented clinical experience is limited, the level of reassurance provided by this lack of adverse reporting is uncertain. **Carcinogenesis** Studies to evaluate the carcinogenic potential of ELDEPRYL have not been completed. **Use during Pregnancy.** Insufficient animal reproduction studies with ELDEPRYL have been done to conclude that ELDEPRYL poses no teratogenic potential. However, one rat study carried out at doses as much as 180 fold the recommended human dose revealed no evidence of a teratogenic effect. It is not known whether ELDEPRYL can cause fetal harm when administered to a pregnant woman or can affect reproduction capacity. ELDEPRYL should be given to a pregnant woman only if clearly needed, and the benefit versus risk must be evaluated carefully. It is not known whether ELDEPRYL is excreted in human milk. Because many drugs are excreted in human milk, consideration should be given to discontinuing the use of all but absolutely essential drug treatments in nursing women. **Pediatric Use.** The effects of ELDEPRYL in children have not been evaluated. **ADVERSE REACTIONS Introduction.** THE SIDE EFFECTS OF ELDEPRYL (selegiline HCl) ARE USUALLY THOSE ASSOCIATED WITH DOPAMINERGIC EXCESS. THE DRUG MAY POTENTIATE THE SIDE EFFECTS OF LEVODOPA/CARBIDOPA. THEREFORE ADJUSTMENT OF DRUG DOSAGES MAY BE REQUIRED. ONE OF THE MOST SERIOUS ADVERSE REACTIONS REPORTED WITH SOME FREQUENCY WITH ELDEPRYL USED AS AN ADJUNCT TO LEVODOPA/CARBIDOPA THERAPY ARE HALLUCINATIONS/CONFUSION, PARTICULARLY VISUAL HALLUCINATIONS. Although a cause and effect relationship has not been established, a tendency to a progressive rise in several liver enzymes has been reported after long term therapy. The number of patients investigated in controlled clinical trials is limited, and therefore the kind of information required to provide an estimate of incidence of adverse reactions is not available. In prospective clinical trials the following adverse effects, in decreasing order of frequency, led to discontinuation of treatment with ELDEPRYL: nausea, hallucinations, confusion, depression, loss of balance, insomnia, orthostatic hypotension, increased akinesic involuntary movements, agitation, arrhythmia, bradykinesia,

chorea, delusions, hypertension, new or increased angina pectoris and syncope. Events reported only once as a cause of discontinuation are ankle edema, anxiety, burning lips/mouth, constipation, drowsiness/lethargy, dystonia, excess perspiration, increased freezing, gastrointestinal bleeding, hair loss, increasing tremor, nervousness, weakness and weight loss. In controlled clinical trials involving a very limited number of patients (N = 49 receiving ELDEPRYL, N = 50 receiving placebo) the following adverse reactions were reported (incidences are devoid of practical statistical significance).

ADVERSE EVENT	INCIDENCE OF TREATMENT-EMERGENT ADVERSE EVENTS IN CLINICAL TRIAL	
	ELDEPRYL	PLACEBO
Nausea	10	3
Dizziness/Lightheaded/ Fainting	7	1
Abdominal pain	4	2
Confusion	3	0
Hallucinations	3	1
Dry mouth	3	1
Vivid dreams	2	0
Dyskinesias	2	5
Headache	2	1
Ache, generalized	1	0
Anxiety/tension	1	0
Anemia	0	1
Diarrhea	1	0
Hair loss	0	1
Insomnia	1	1
Lethargy	1	0
Leg pain	1	0
Low back pain	1	0
Malaise	0	1
Palpitations	1	0
Urinary retention	1	0
Weight loss	1	0

The following is a list of all adverse reactions reported classified by body system. **Central Nervous System. Motor/Coordination/Extrapyramidal:** increased tremor, chorea, loss of balance, restlessness, blepharospasm, increased bradykinesia, facial grimace, falling down, heavy leg, muscle twitch, myoclonic jerks, stiff neck, tardive dyskinesia, dystonic symptoms, dyskinesia, involuntary movements, freezing, festination, increased apraxia, muscle cramps. **Mental Status/Behavioural/Psychiatric:** hallucinations, dizziness, confusion, anxiety, depression, drowsiness, behavior/mood change, dreams/nightmares, tiredness, delusions, disorientation, light-headedness, impaired memory, increased energy, transient high, off/on feeling, lethargy/malaise, apathy, overstimulation, vertigo, personality change, sleep disturbance, restlessness, weakness, transient irritability. **Pain/Altered Sensation:** headache, back pain, leg pain, lumbus, migraine, supraorbital pain, throat burning, generalized ache, chills, numbness of toes/fingers, taste disturbance. **Autonomic Nervous System.** Dry mouth, blurred vision, sexual dysfunction. **Cardio-vascular.** Orthostatic hypotension, hypertension, arrhythmia, palpitations, new or increased angina pectoris, hypotension, tachycardia, peripheral edema, sinus bradycardia, syncope. **Gastrointestinal.** Nausea/vomiting, constipation, weight loss, anorexia, poor appetite, dysphagia, diarrhea, heartburn, rectal bleeding, bruxism. **Genitourinary/Gynecologic/Endocrine.** Slow urination, transient anorgasmia, nocturia, prostatic hypertrophy, urinary hesitancy, urinary retention, decreased penile sensation, urinary frequency. **Skin and Appendages.** Increased sweating, diaphoresis, facial hair, hair loss, hematomata, rash, photosensitivity. **Miscellaneous.** Asthma, diplopia, shortness of breath, speech affected. **SYMPTOMS AND TREATMENT OF OVERDOSAGE** No specific information is available about clinically significant overdoses with ELDEPRYL (selegiline HCl). However, experience gained during the development of ELDEPRYL reveals that some individuals exposed to doses of 600 mg/day of ELDEPRYL, suffered severe hypotension and psychomotor agitation. Since the selective inhibition of MAO-B by ELDEPRYL is achieved only at doses recommended for the treatment of Parkinson's Disease (i.e. 10 mg per day), overdoses are likely to cause significant inhibition of both MAO-A and MAO-B. Consequently, the signs and symptoms of overdose may resemble those observed with marketed non-selective MAO inhibitors [e.g. tranylcypromine, isocarboxazide, and phenelzine]. Characteristically, signs and symptoms of overdose with non-selective MAO inhibitors may not appear immediately. Delays of up to 12 hours between ingestion of the drug and the appearance of signs may occur. Importantly, the peak intensity of the syndrome may not be reached for upwards of a day following the overdose. Death has been reported following overdosage with non-selective MAO inhibitors. Therefore, immediate hospitalization, with continuous patient observation and monitoring is strongly recommended. The clinical picture of MAO inhibitor overdose varies considerably, its severity may be a function of the amount of drug consumed. The central nervous system and cardiovascular systems are prominently involved. Signs and symptoms of overdosage may include, alone or in combination, any of the following: dizziness, lightheadedness, irritability, hyperactivity, agitation, severe headache, hallucinations, trismus, opisthotonus, convulsions, and coma, rapid and irregular pulse, hypertension, hypotension and vascular collapse, precordial pain, respiratory depression and failure, hyperpyrexia, diaphoresis, and cool, clammy skin. Treatment of overdose with non-selective MAO inhibitors is symptomatic and supportive. Induction of emesis or gastric lavage with instillation of charcoal slurry may be helpful in early poisoning, provided the airway has been protected against aspiration. Signs and symptoms of central nervous system stimulation, including convulsions, should be treated with diazepam, given slowly intravenously. Phenothiazine derivatives and central nervous system stimulants should be avoided. Hypotension and vascular collapse should be treated with intravenous fluids and, if necessary, blood pressure titration with an intravenous infusion of a dilute pressor agent. It should be noted that adrenergic agents may produce a markedly increased pressor response. Respiration should be supported by appropriate measures, including management of the airway, use of supplemental oxygen, and mechanically supported ventilatory assistance, as required. Body temperature should be monitored closely. Intensive management of hyperpyrexia may be required. Maintenance of fluid and electrolyte balance is essential. **DOSE AND ADMINISTRATION** The recommended dosage of ELDEPRYL (selegiline HCl) as an adjunct in the management of patients with Parkinson's Disease is 10 mg per day administered as divided doses of 5 mg each taken at breakfast and lunch. Doses higher than 10 mg/day should not be used. There is no evidence that additional benefit will be obtained from the administration of higher doses. The dose of 10 mg/day results in an almost complete selective inhibition of MAO-B enzyme. The inhibitory action of ELDEPRYL is irreversible, the duration of drug effect depends on enzyme regeneration. Higher doses will result in a loss of selectivity of ELDEPRYL towards MAO-B with an increase in the inhibition of type MAO-A. Moreover, there is an increased risk of adverse reactions with higher doses as well as an increased risk of the "cheese reaction" with its hypertensive response. When ELDEPRYL adjunctive therapy is added to the existing levodopa/carbidopa therapeutic regime, a reduction, usually of 10 to 30% in the dose of levodopa/carbidopa (in some instances a reduction of dose of ELDEPRYL to 5 mg/day) may be required during the period of adjustment of therapy or in case of exacerbation of adverse effects. **AVAILABILITY** ELDEPRYL (selegiline HCl) 5 mg tablets, available in bottles of 60 tablets. Each white, flat tablet, with one face engraved with "JU", contains 5 mg of the l-isomer of selegiline HCl (formerly l-deprenyl HCl). The inactive ingredients are Lactose, Starch, Povidone, Magnesium Stearate, and Talc. Product Monograph available to physicians and pharmacists upon request.

REFERENCES: 1. Langston JW. Parkinson's disease: current view. *AM FAM PHYSICIAN* 1987; Mar, 35(3): 201-6. 2. Teitelbaum J, Langston J. The Effect of Deprenyl (Selegiline) on the Natural History of Parkinson's Disease. *SCIENCE* 1989; Vol. 245: 519-522. 3. Yahr MD. Deprenyl and parkinsonism. *J NEURAL TRANSM [SUPPL]* 1987; 25: 5-12. 4. Poewe W, Gerstenbrand F, Ransmayr G. Experience with selegiline in the treatment of Parkinson's disease. *J NEURAL TRANSM [SUPPL]* 1987; 25: 131-5. 5. Birkmayer W, Knoll J, Riederer P, Youdim MB, Hars V, Marton J. Increased life expectancy resulting from addition of deprenyl to Madopar treatment in Parkinson's disease: a longterm study. *J NEURAL TRANSM [SUPPL]* 1985; 64(2): 113-27. 6. Birkmayer W. Deprenyl (selegiline) in the treatment of Parkinson's disease. *ACTA NEUROL SCAND [SUPPL]* 1983; 95: 103-5. 7. Csanda E, Tarczy M. Selegiline in the early and late phases of Parkinson's disease. *J NEURAL TRANSM [SUPPL]* 1987; 25: 105-13. 8. Knoll J, Deprenyl (selegiline): the history of its development and pharmacological action. *ACTA NEUROL SCAND [SUPPL]* 1983; 95: 57-80. 9. Presthus J, Berstad J, Lien K. Selegiline (deprenyl) and low-dose levodopa treatment of Parkinson's disease: A double-blind crossover trial. *ACTA NEUROL SCAND* 1987; Sep, 76(3): 200-3. 10. Presthus J, Haja A. Deprenyl (selegiline) combined with levodopa and a decarboxylase inhibitor in the treatment of Parkinson's disease. *ACTA NEUROL SCAND [SUPPL]* 1983; 95: 127-33. 11. Rinne UK. Deprenyl as an adjunct to levodopa in the treatment of Parkinson's disease. *J NEURAL TRANSM [SUPPL]* 1987; 25: 149-55. 12. Birkmayer W, Riederer P. Deprenyl Prolongs the Therapeutic Efficacy of Combined L-DOPA in Parkinson's Disease. *ADV NEUROL* 1984; 40: 475-81.

DEPRENYL RESEARCH LIMITED Deprenyl Research Limited, 378 Roncesvalles Avenue, Toronto, Ontario M6R 2M7



PARKINSON'S

New Age



ELDEPRYL[®]

selegiline hydrochloride

Adjunct In The Management of
Parkinson's Disease

ELDEPRYL can

- Reduce overall disability
- Renew response to levodopa therapy
- Reduce levodopa requirements
- Reduce levodopa-associated side effects
- Extend the therapeutic horizon of levodopa

With a Simple Dosage Schedule...

- 10 mg ELDEPRYL per day
- And An Excellent Safety Profile

 **DEPRENYL**
RESEARCH LIMITED

PAR
CCPP



Le temps de vivre pleinement

Les années de formation, une période à vivre pleinement, à faire partie d'une équipe, d'un groupe, de la bande. Parce que c'est le temps d'appartenir, d'exécuter, d'exceller, les limitations qu'imposent les crises n'ont donc pas leur place.

Lorsque vous instituez un traitement, **pensez au TEGRETOL® CR (carbamazépine à libération contrôlée) et aux avantages qu'il offre.**

Efficacité: contrôle des crises démontré.

Tolérabilité: moins d'effets secondaires reliés aux pics causés par le TEGRETOL® conventionnel (carbamazépine).^(1,2)

Commodité: posologie à deux prises par jour plus commode et plus facile à observer, la dose du midi étant éliminée.

TEGRETOL® CR:

Un choix logique pour l'aider à vivre pleinement.

Nihon Kohden Set The Standards In EEG And Sleep...



Then Advanced Them.

As the world leader in EEG, Nihon Kohden has one challenge—to keep getting better. That's why our new 4400 Series Neurofax EEG not only has the microprocessor technology, ease of operation and comprehensive CRT display which revolutionized EEG, it also incorporates features never before available. With the 4400 you get a larger, swivel-based CRT, Automatic Pen Damping and Auto Run capability. Electrode impedances are printed directly onto the record in the "10/20" head-display pattern, and they can be checked at the input box or the CRT. All this and more is in a smaller, lighter package which offers you 18 or 21 channels of reliable Nihon Kohden performance.

Neurofax EEGs also expand easily and economically to sleep systems whenever your needs require polysomnography. Additional amp conditioning gives quick access for customizing your sleep programs or other specialized recordings.

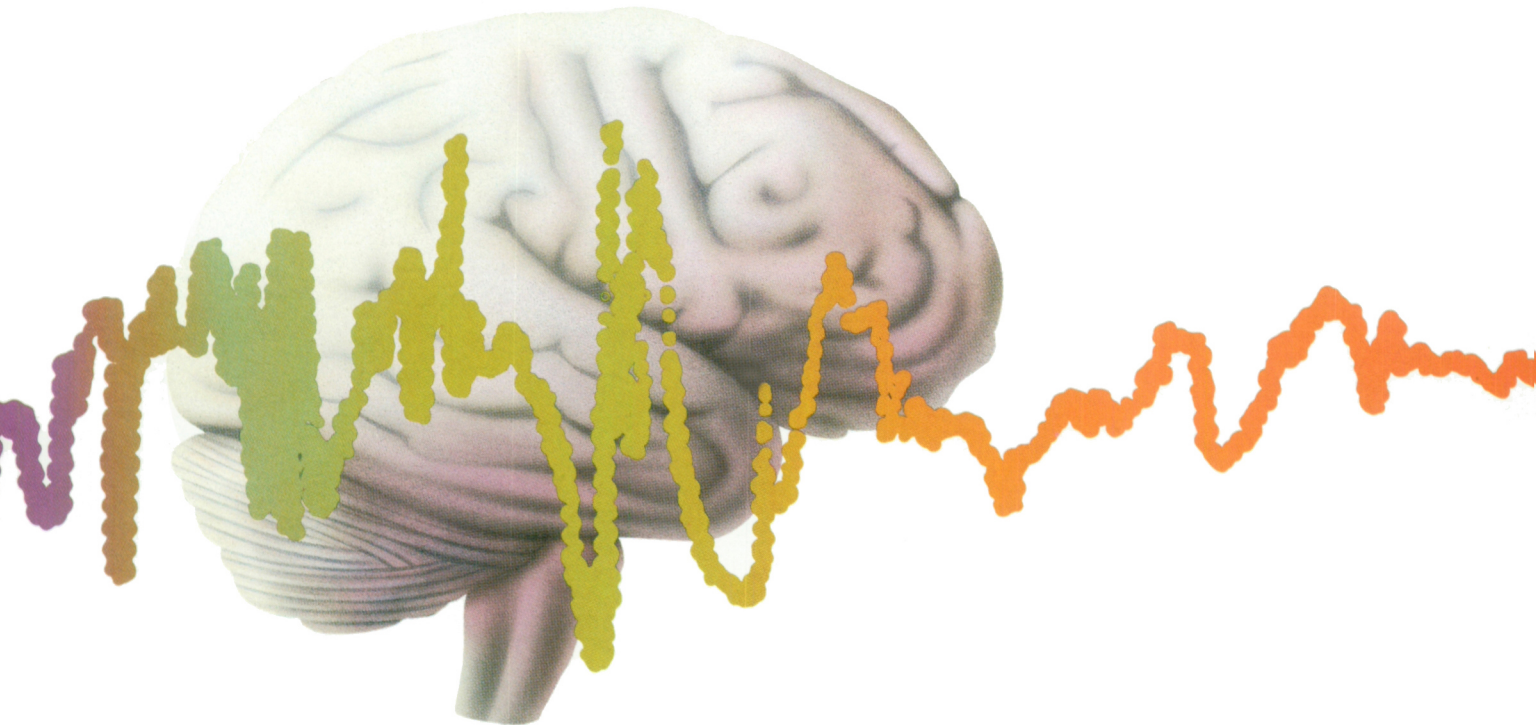
If you haven't seen the newest Nihon Kohden Neurofax systems, then you haven't seen the newest standards in EEG performance, ease of use and cost-effectiveness. Call today for more information to (800) 325-0283. Or write Nihon Kohden America, Inc., 17112 Armstrong Avenue, Irvine, CA 92714. FAX: (714) 250-3210.



International Office: Nihon Kohden Corp., 31-4, Nishiochiai 1-chome, Shinjuku-ku, Tokyo 161, Japan.

(xiii)

NEW WAVE



Rivotril[®]
CLONAZEPAM ANTICONVULSANT



A leader in CNS research

Hoffmann-La Roche Limited
Etobicoke, Ontario M9C 5J4

® Registered Trade Mark

14190 PAAB
CCPP

For brief prescribing
information see page xxii