

The MiMeS project: overview and current status

Gregg A. Wade¹, Evelyne Alecian², David A. Bohlender³,
Jean-Claude Bouret⁴, David H. Cohen⁵, Vincent Duez⁶, Marc
Gagné⁷, Jason H. Grunhut¹, Huib F. Henrichs⁸, Nick R. Hill⁹, Oleg
Kochukhov¹⁰, Stéphane Mathis¹¹, Coralie Neiner¹², Mary E. Oksala¹³,
Stan Owocki¹³, Véronique Petit⁷, Matthew Shultz¹, Thomas
Rivinius¹⁴, Richard H. D. Townsend⁹, Jorick S. Vink¹⁵
and the MiMeS collaboration†

¹Kingston, Canada, ²LOAG, France, ³HIA, Canada, ⁴LAM, France, ⁵Swarthmore, USA,
⁶Argelander, Germany, ⁷West Chester, USA, ⁸Amsterdam, Netherlands, ⁹Madison, USA,
¹⁰Uppsala, Sweden, ¹¹CEA, France, ¹²Paris Observatory, France, ¹³Delaware, USA, ¹⁴ESO,
Chile, ¹⁵Armagh, UK

Abstract. The Magnetism in Massive Stars (MiMeS) Project is a consensus collaboration among many of the foremost international researchers of the physics of hot, massive stars, with the basic aim of understanding the origin, evolution and impact of magnetic fields in these objects. At the time of writing, MiMeS Large Programs have acquired over 950 high-resolution polarised spectra of about 150 individual stars with spectral types from B5-O4, discovering new magnetic fields in a dozen hot, massive stars. The quality of this spectral and magnetic matériel is very high, and the Collaboration is keen to connect with colleagues capable of exploiting the data in new or unforeseen ways. In this paper we review the structure of the MiMeS observing programs and report the status of observations, data modeling and development of related theory.

Keywords. stars: magnetic fields, stars: early-type, stars: formation, stars: evolution, stars: winds, outflows, techniques: polarimetric

1. Introduction

Massive stars are those stars with initial masses above about 8 times that of the sun, eventually ending their lives in catastrophic supernovae. These represent the most massive and luminous stellar component of the Universe, and are the crucibles in which the lion's share of the chemical elements are forged. These rapidly-evolving stars drive the chemistry, structure and evolution of galaxies, dominating the ecology of the Universe - not only as supernovae, but also during their entire lifetimes - with far-reaching consequences.

The Magnetism in Massive Stars (MiMeS) Project represents a comprehensive, multidisciplinary strategy by an international team of top researchers to address the big questions related to the complex and puzzling magnetism of massive stars. MiMeS has been awarded "Large Program" status by the Canada-France-Hawaii Telescope (CFHT) and the Telescope Bernard Lyot (TBL), resulting in a total of 1230 hours of time allocated to the Project with the high-resolution spectropolarimeters ESPaDOnS and Narval from late 2008 through 2012. This commitment of the observatories, their staff, their resources and expertise is being used to acquire an immense database of sensitive measurements of the optical spectra and magnetic fields of massive stars, which will be combined with

† www.physics.queensu.ca/~wade/mimes

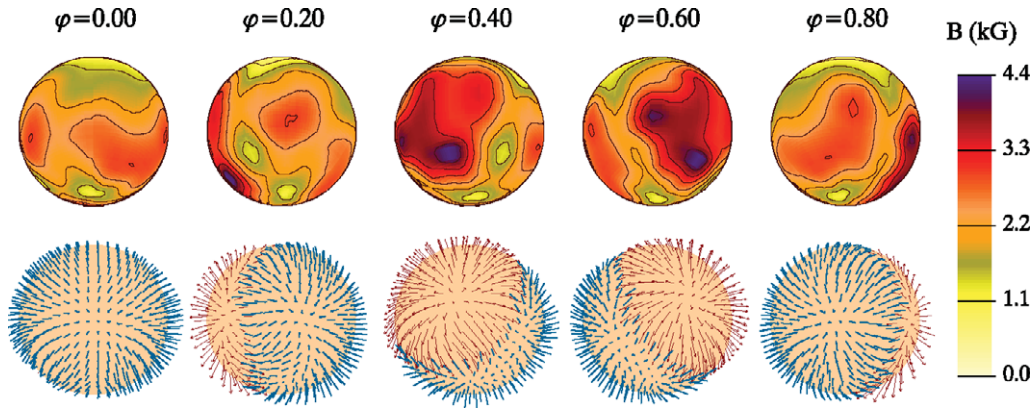


Figure 1. Magnetic Doppler Imaging (MDI) of the B9Vp star α^2 CVn (HD 112413; Kochukhov & Wade 2010), illustrating the reconstructed magnetic field orientation (lower images) and intensity (upper images) of this star at 5 rotation phases. The maps were obtained from a time-series of 21 Stokes $IVQU$ spectral sequences. Maps similar to these will be constructed for other stars in the MiMeS Targeted Component.

a wealth of new and archival complementary data (e.g. optical photometry, UV and X-ray spectroscopy), and applied to address the 4 main scientific objectives of the MiMeS Project:

- (a) To identify and model the physical processes responsible for the generation of magnetic fields in massive stars;
- (b) To observe and model the interaction between magnetic fields and hot stellar winds;
- (c) To investigate the role of the magnetic field in modifying the bulk rotation and differential rotational profiles of massive stars;
- (d) To understand the overall impact of magnetic fields on massive star evolution, and the connection between magnetic fields of non-degenerate massive stars and those of neutron stars and magnetars, with consequential constraints on stellar evolution, supernova astrophysics and gamma-ray bursts.

2. Structure of the Large Programs

To address these general problems, we have devised a two-component observing program that will allow us to obtain basic statistical information about the magnetic properties of the overall population of hot, massive stars (the Survey Component), while simultaneously providing detailed information about the magnetic fields and related physics of individual objects (the Targeted Component).

Targeted Component: The MiMeS Targeted Component (TC) will provide data to map the magnetic fields and investigate the physical characteristics of a sample of known magnetic stars of great interest, at the highest level of sophistication possible. The roughly 25 TC targets have been selected to allow us to investigate a variety of physical phenomena, and to allow us to directly and quantitatively confront the predictions of stellar evolution theory, MHD magnetised wind simulations, magnetic braking models, etc.

Each TC target is to be observed many times with ESPaDOnS and Narval, in order to obtain a high-precision and high-resolution sampling of the rotationally-modulated circular (and sometimes linear) polarisation line profiles. Using state-of-the-art tomographic reconstruction techniques such as Magnetic Doppler Imaging (Piskunov & Kochukhov

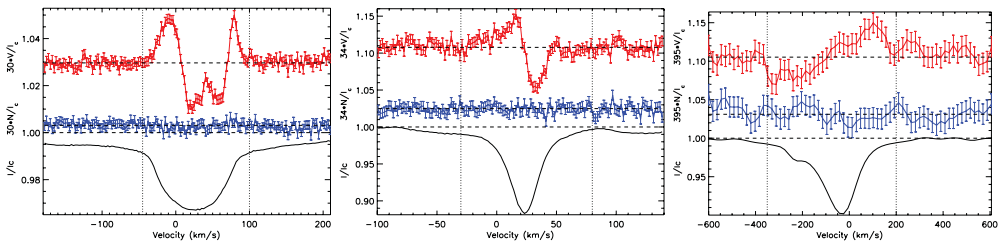


Figure 2. Least-Squares Deconvolved profiles of 3 hot stars in which magnetic fields have been discovered by the MiMeS Project: HD 61556 (B5V, left), HD 57682 (O9IV, middle) and HD 148937 (Of?p, right). The curves show the mean Stokes I profiles (bottom curve), the mean Stokes V profiles (top curve) and the N diagnostic null profiles (middle curve). Each star exhibits a clear magnetic signature in Stokes V . To date, a dozen new magnetic stars have been discovered through the MiMeS Survey Component.

2002), detailed maps of the vector magnetic field on and above the surface of the star will be constructed (e.g. see Fig. 1). In combination with new and archival complementary data, detailed analyses will be undertaken to model their evolutionary states, rotational evolution and wind structure and dynamics.

Survey Component: The MiMeS Survey Component (SC) provides critical missing information about field incidence and statistical field properties for a much larger sample of massive stars. It will also serve to provide a broader physical context for interpretation of the results of the Targeted Component. From an extensive list of potential OB stars compiled from published catalogues, we have generated an SC target sample of about 200 targets, covering the full range of spectral types from B4-O4, which are selected to sample broadly the parameter space of interest, while being well-suited to field detection. Our target list includes pre-main sequence Herbig Be stars, field and cluster OB stars, Be stars, and Wolf-Rayet stars.

Each SC target has been, or will be, observed once or twice during the Project, at very high precision in circular polarisation (e.g. see Figs. 2 & 3). From the SC data we will measure the bulk incidence of magnetic massive stars, estimate the variation of incidence versus mass, derive the statistical properties (intensity and geometry) of the magnetic fields of massive stars, estimate the dependence of incidence on age and environment, and derive the general statistical relationships between magnetic field characteristics and X-ray emission, wind properties, rotation, variability, binarity and surface chemistry diagnostics.

Of the 1230 hours allocated to the MiMeS LPs, about one-half is assigned to the TC and one-half to the SC.

3. Precision magnetometry of massive stars

For all targets we exploit the longitudinal Zeeman effect in metal and helium lines to detect and measure magnetic fields in the line-forming region. Splitting of a spectral line due to a longitudinal magnetic field into oppositely polarised σ components produces a variation of circular polarisation across the line (commonly referred to as a (Stokes V) Zeeman signature or magnetic signature; see Fig. 2.). The amplitude and morphology of the Zeeman signature encode information about the strength and structure of the global magnetic field. For some TC targets, we will also exploit the transverse Zeeman effect to constrain the detailed local structure of the field. Splitting of a spectral line by a transverse magnetic field into oppositely polarised π and σ components produces a

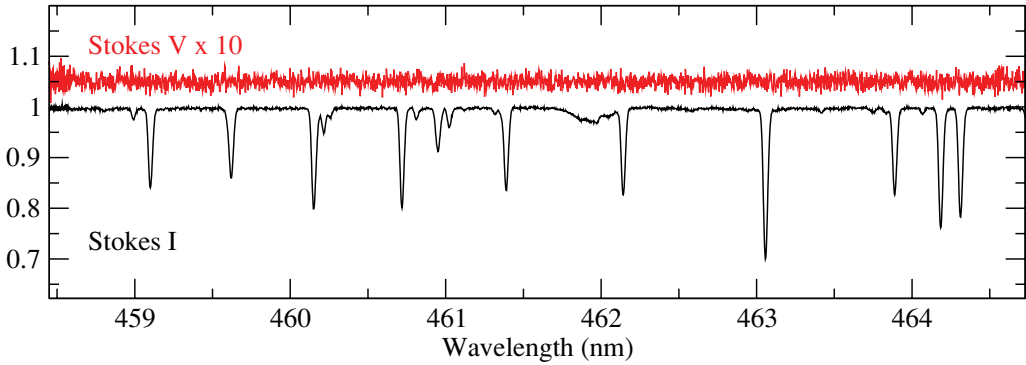


Figure 3. Detail of the MiMeS SC spectrum of the sharp-lined β Cep star δ Ceti (= HD 16582). The peak S/N per 1.8 km/s pixel is 1000 (for an exposure time of 280 s), typical for an SC observation. LSD analysis yields no evidence of a magnetic field, with a 1σ longitudinal field error bar of just 10 G.

variation of linear polarisation (characterized by the Stokes Q and U parameters) across the line (e.g. Kochukhov *et al.* 2004, review by Petit in these proceedings).

3.1. Survey Component

For the SC targets, the detection of magnetic field is diagnosed using the Stokes V detection criterion described by Donati *et al.* (1997), and the “odds ratio” computed using the powerful Bayesian estimation technique of Petit *et al.* (2008). After reduction of the polarised spectra using the Libre-Esprit optimal extraction code (see Fig. 3), we employ the Least-Squares Deconvolution (LSD; Donati *et al.* 1997) multi-line analysis procedure to combine the Stokes V Zeeman signatures from many spectral lines into a single high-S/N mean profile (see Fig. 2), enhancing our ability to detect subtle magnetic signatures. Least-Squares Deconvolution of a spectrum requires a line mask to describe the positions, relative strengths and magnetic sensitivities of the lines predicted to occur in the stellar spectrum. In our analysis we employ custom line masks that we tailor interactively to best reproduce the observed stellar spectrum, in order to maximise our sensitivity to weak magnetic fields.

The exposure duration required to detect a Zeeman signature of a given strength varies as a function of stellar apparent magnitude, spectral type and projected rotational velocity. This results in a large range of detection sensitivities for our targets. The SC exposure times are based on an empirical exposure time relation derived from real ESPaDOnS observations of OB stars, and takes into account detection sensitivity gains resulting from LSD and velocity binning, and sensitivity losses from line broadening due to rapid rotation. Exposure times for our SC targets correspond to the time required to definitely detect (with a false alarm probability below 10^{-5}) the Stokes V Zeeman signature produced by a surface dipole magnetic field with a specified polar intensity. Although our calculated exposure times correspond to definite detections of a dipole magnetic field, our observations are also sensitive to substantially more complex field topologies.

Examples of SC targets in which magnetic fields have been discovered by MiMeS are shown in Fig. 2.

3.2. Targeted Component

Zeeman signatures are detected repeatedly in all spectra of TC targets. The spectropolarimetric timeseries are interpreted using several magnetic field modeling codes at our disposal. For those stars for which Stokes V LSD profiles will be the primary model

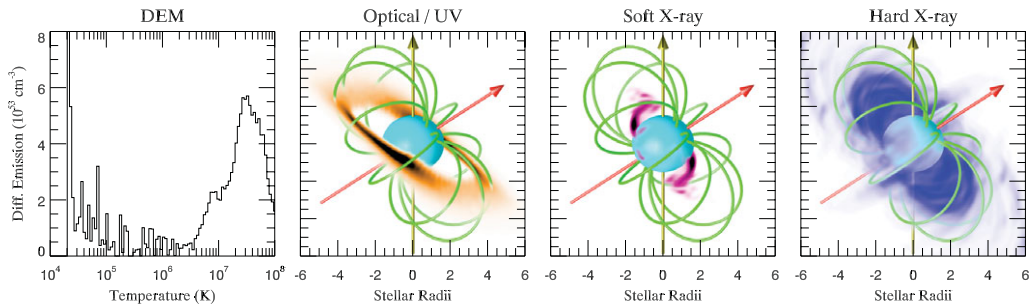


Figure 4. Example of the spectral and spatial emission properties of a rotating massive star magnetosphere modeled using Rigid Field Hydrodynamics (Townsend *et al.* 2007). The stellar rotation axis (vertical arrow) is oblique to the magnetic axis (inclined arrow), leading to complex plasma flow produced by radiative acceleration, Lorentz forces and centripetal acceleration. The consequent heated plasma distribution in the stellar magnetosphere (illustrated in colour/grey scale) shows broadband emission, and is highly structured both spatially and spectrally. Magnetically confined winds such as this are responsible for the X-ray emission and variability properties of some OB stars, and models such as this are being constructed for the MiMeS Targeted Component.

basis, modeling codes such as those of Donati *et al.* (2006) or Alecian *et al.* (2008) will be employed. For those stars for which the signal-to-noise ratio in individual spectral lines is sufficient to model the polarisation spectrum directly, we will employ the Invers10 Magnetic Doppler Imaging code to simultaneously model the magnetic field, surface abundance structures and pulsation velocity field (Piskunov & Kochukhov 2002, Kochukhov *et al.* 2004). The resultant magnetic field models will be compared directly with the predictions of fossil and dynamo models (e.g. Braithwaite 2006, 2007, Duez & Mathis 2010, Arlt 2008).

Diagnostics of the wind and magnetosphere (e.g. optical emission lines and their linear polarisation, UV line profiles, X-ray photometry and spectroscopy, radio flux variations, etc.) are being modeled using both the semi-analytic Rigidly-Rotating Magnetosphere approach, the Rigid-Field Hydrodynamics (Townsend *et al.* 2007) approach and full MHD simulations using the ZEUS code (e.g. Stone & Norman 1992; ud Doula *et al.* 2008; Townsend, Hill, Rivinius, Grunhut in these proceedings; see also Fig. 4).

4. Project status

At the time of writing, MiMeS Large Programs have acquired over 950 spectra of over 150 individual stars. About 45% of the spectra correspond to the SC, while 65% correspond to TC targets. Following their acquisition in Queued Service Observing mode at the CFHT, ESPaDOnS polarised spectra are immediately reduced by CFHT staff using the Upena pipeline feeding the Libre-Esprit reduction package and downloaded to the dedicated MiMeS Data Archive at the Canadian Astronomy Data Centre (CADC) in Victoria, Canada. Narval data are similarly reduced by TBL staff then downloaded to the MiMeS Collaboration's Wiki site at Observatoire de Paris, France. All reduced spectra are carefully normalized to the continuum using custom software tailored to hot stellar spectra. Each reduced spectrum is then subject to an immediate quick-look analysis to verify nominal resolving power, polarimetric performance and S/N. The quality of the ~ 420 SC spectra acquired to date is very high: the median peak SNR of the Stokes I spectra is 1150 (per 1.8 km/s spectral pixel) and the median longitudinal field error bar

(1σ) derived from the Stokes V spectra is just 37 G. A typical SC spectrum is illustrated in Fig. 3.

Preliminary LSD profiles are extracted using our database of generic hot star line masks to perform an initial magnetic field diagnosis and further quality assurance. Ultimately, each spectrum will be processed by the MiMeS Massive Stars Pipeline (MSP; currently in production) to determine a variety of critical physical data for each observed target, in addition to the precision magnetic field diagnosis: effective temperature, surface gravity, mass, radius, age, variability characteristics, projected rotational velocity, radial velocity and binarity, and mass loss rate. These meta-data, in addition to the reduced high-quality spectra, will be uploaded for publication to the MiMeS Legacy Database†.

A large variety of MiMeS results are presented in these proceedings, both observational (Fourtune-Ravard *et al.*, Grunhut *et al.*, Henrichs *et al.*, Oksala *et al.*, Petit *et al.*, Rivinius *et al.*, Shultz *et al.* and Wade *et al.*) and theoretical (Duez *et al.*, Mathis *et al.*, Townsend *et al.*, Hill *et al.*).

Acknowledgements

The MiMeS CFHT Large Program (2008B-2012B) is supported by both Canadian and French Agencies, and was one of 4 such programs selected in early 2008 as a result of an extensive international expert peer review of many competing proposals. The MiMeS TBL Large Program (2010B-2012B) was allocated in the context of the competitive French National Program for Stellar Physics (PNPS).

Based on observations obtained at the Canada-France-Hawaii Telescope (CFHT) which is operated by the National Research Council of Canada, the Institut National des Sciences de l'Univers of the Centre National de la Recherche Scientifique of France, and the University of Hawaii. Also based on observations obtained at the Bernard Lyot Telescope (TBL, Pic du Midi, France) of the Midi-Pyrénées Observatory, which is operated by the Institut National des Sciences de l'Univers of the Centre National de la Recherche Scientifique of France.

The MiMeS Data Access Pages are powered by software developed by the CADC, and contains data and meta-data provided by the CFH Telescope.

References

- Alecian, E., Catala, C., Wade, G. A., Donati, J.-F. *et al.* 2008, *MNRAS*, 385, 391
 Arlt, R. 2008, *Contributions of the Astronomical Observatory Skalnaté Pleso* 38, 163
 Braithwaite, J. 2006, *A&A* 453, 687
 Braithwaite, J. 2007, *A&A* 469, 275
 Donati, J.-F., Semel, M., Carter, B. D., Rees, D. E. *et al.* 1997, *MNRAS* 291, 658
 Donati, J.-F., Howarth, I. D., Jardine, M. M., Petit, P. *et al.* 2006, *MNRAS* 370, 629
 Duez, V. & Mathis, S. 2010, *A&A* 517A, 58
 Kochukhov, O., Bagnulo, S., Wade, G. A., Sangalli, L. *et al.* 2004, *A&A* 414, 613
 Kochukhov, O. & Wade, G. A. 2010, *A&A* 513A, 13
 Petit, V., Wade, G. A., Drissen, L., Montmerle, T. *et al.* 2008, *MNRAS* 387, L23
 Piskunov, N. & Kochukhov, O. 2002, *A&A* 381, 736
 Stone, J. M. & Norman, M. L. 1992, *ApJS* 80, 753
 Townsend, R. H. D., Owocki, S. P., & Ud-Doula, A. 2007, *MNRAS* 382, 139
 ud-Doula, A., Owocki, S. P., & Townsend, R. H. D. 2008, *MNRAS* 385, 97

† The MiMeS Project is undertaken within the context of the broader MagICs (Magnetic Investigations of various Classes of Stars) collaboration, www.ast.obs-mip.fr/users/donati/magics).