

January 1957 ✓

Vol. LXXI No. 1

# The Journal of Laryngology and Otology

EDITED BY  
WALTER HOWARTH

ASSISTANT EDITOR  
G. H. BATEMAN

WITH THE COLLABORATION OF  
Sir V. NEGUS R. G. MACBETH

## Contents

THE PHYSIOLOGY OF PHONATION. (SEMON LECTURE)	PROF. GEORGES PORTMANN ✓
SECONDARY CARCINOMA OF THE LARYNX . . . . .	MAXWELL ELLIS and P. WINSTON ✓
FOUR CASES OF IDENTICAL TUMOURS ASSOCIATED WITH THE INFRA-ORBITAL NERVE . . . . .	F. C. W. CAPPS and PROF. G. CUNNINGHAM ✓
INTUBATION GRANULOMA . . . . .	S. S. EPSTEIN and P. WINSTON ✓
MULTIPLE PRIMARY MALIGNANT NEOPLASMS IN THE UPPER RESPIRATORY AND ALIMENTARY TRACTS . . . . .	R. F. McNAB JONES ✓
CLINICAL RECORD— THREE CASES OF RHINOSPORIDIOSIS . . . . .	S. K. SEN GUPTA ✓
GENERAL NOTES	

London  
Headley Brothers Ltd  
109 Kingsway WC2

Annual Subscription £3/3/0 net, U.S.A. \$10

Monthly, 7/6 net post free

# The Journal of Laryngology and Otology

(FOUNDED IN 1887 BY MORELL MACKENZIE AND NORRIS WOLFENDEN)

EDITED BY  
WALTER HOWARTH

ASSISTANT EDITOR  
G. H. BATEMAN

WITH THE COLLABORATION OF  
Sir V. NEGUS      R. G. MACBETH

1. Original Articles are accepted on the condition that they have not been published elsewhere.

2. Manuscripts should be typewritten, on one side only of the paper, and well spaced. Captions to illustrations should be typed on a separate sheet and sent at the same time as original photographs etc.

The Harvard system of recording references should be used, e.g. GREEN, C., and BROWN, D. (1951) *J. Laryng.*, 65, 33. Abbreviations of Journals should follow the style recommended in *World Medical Periodicals*, published by World Health Organization 1952.

It is most important that authors should verify *personally* the accuracy of every reference before submitting a paper for publication.

3. Galley proofs and engraver's proofs of illustrations are sent to the author. Corrections, which should be kept to a minimum must be clearly marked, and no extra matter added. Proofs should be returned within 5 days.

4. Illustration blocks are provided free up to the limit of £5 per article; beyond this authors are expected to pay half the cost. Coloured illustrations will be charged in full to authors.

Blocks will normally be held by the Printers for three years after which they will be destroyed. Any author who has borne a part of the cost of his blocks is entitled to have these returned to him, but a request for this must be sent within three years of the appearance of the article, to HEADLEY BROTHERS LTD., 109 Kingsway London, WC2.

5. Orders for reprints should be sent when returning galley proofs, and for this purpose special forms are supplied.

6. Authors of original communications on Oto-Laryngology in other journals are invited to send a copy, or two reprints, to the *Journal of Laryngology*. If they are willing, at the same time, to submit their own abstract (in English, French, Italian, or German) it will be welcomed.

7. Editorial communications may be addressed to THE EDITOR, *Journal of Laryngology*, c/o HEADLEY BROTHERS LTD., 109 Kingsway London, WC2.

8. The annual subscription is three guineas sterling (U.S.A. \$10) post free, and is payable in advance.

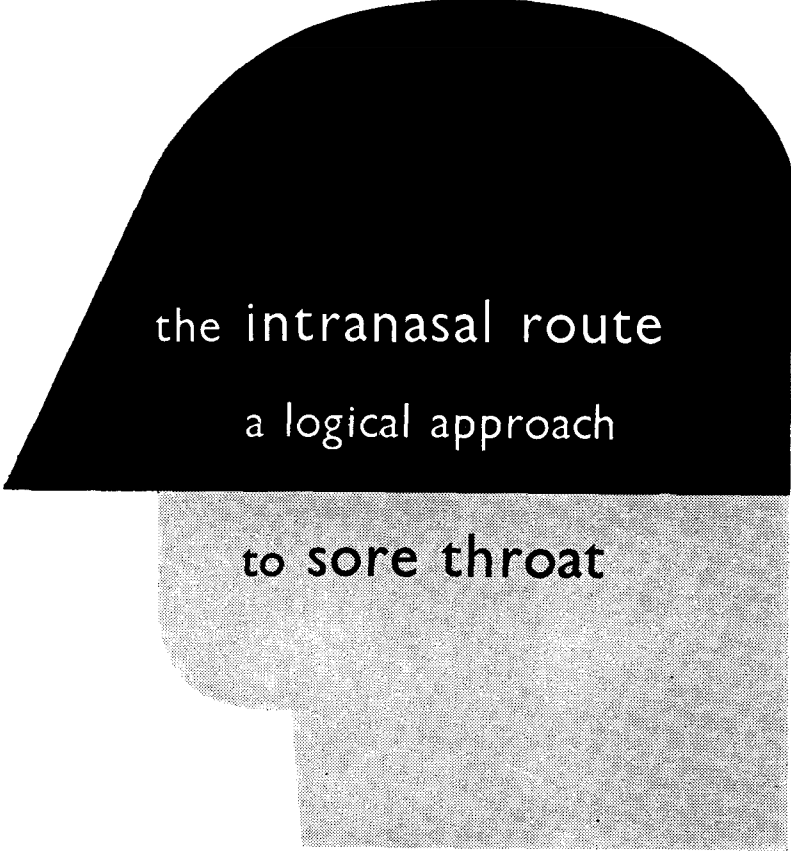
9. Single copies will be on sale at 7s. 6d. each; copies of parts up to Vol. LXIII may be purchased at 4s. each.

10. All subscriptions, advertising and business communications should be sent to the publishers, HEADLEY BROTHERS LTD., 109 KINGSWAY LONDON, WC2.

#### *United States of America*

Orders for this *Journal* may be sent through local bookseller, or to STECHERT-HAPNER, INC., 31-33 East 10th Street, New York, or direct to the publishers, HEADLEY BROTHERS LTD., 109 KINGSWAY LONDON, WC2, England.

Please mention *The Journal of Laryngology* when replying to advertisements



the intranasal route  
a logical approach  
to sore throat

Instilled intranasally, 'Sulfex' deposits a fine, even frosting of microcrystalline sulphathiazole throughout the nasopharyngeal cavity. Unlike solutions, this bacteriostatic coating is not quickly washed away: it clings for hours to the inflamed mucosa wherever ciliary action is impaired by infection. Bacteria in the post-nasal drip are inhibited before they can reach the nasopharynx to intensify the infection.

Part of the suspension drifts down over the nasopharynx and pharynx, producing potent, long-lasting bacteriostasis just where it is needed most — at the site of infection in the throat.

## Sulfex

a suspension of microcrystalline sulphathiazole  
highly effective in sore throat

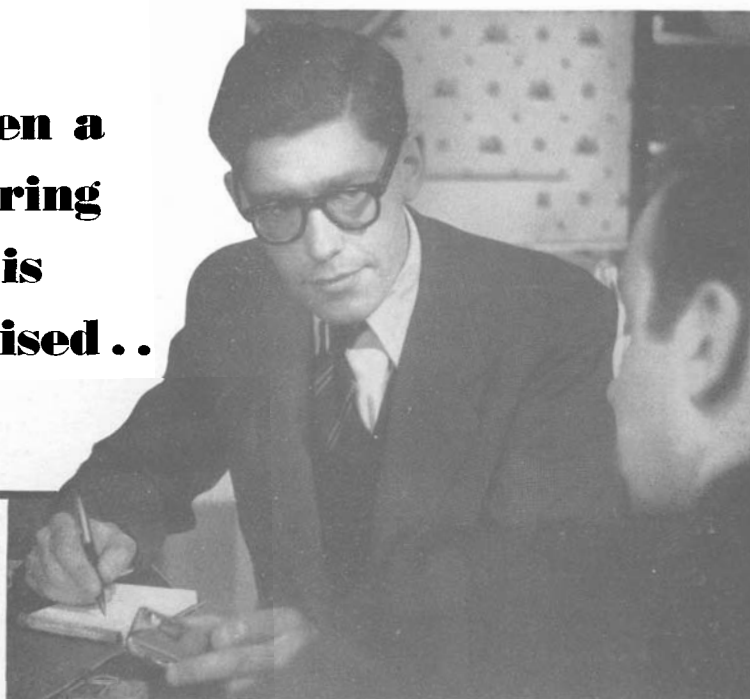


Smith Kline & French represented by Menley & James, Limited, London S.E.5

SXP106

Please mention *The Journal of Laryngology* when replying to advertisements

**When a  
hearing  
aid is  
advised . .**



**. . you may confidently  
recommend your patients  
to S. C. INGRAM**

- ★ They can try the different makes of hearing aids
- ★ They get impartial advice on all makes of hearing aids
- ★ Their personal needs are given individual and continued attention
- ★ A full report on each fitting recommended is sent to the patient's ear specialist
- ★ They can compare at one consultation the different makes one with another

**S. C. INGRAM** Independent Hearing Aid Consultant

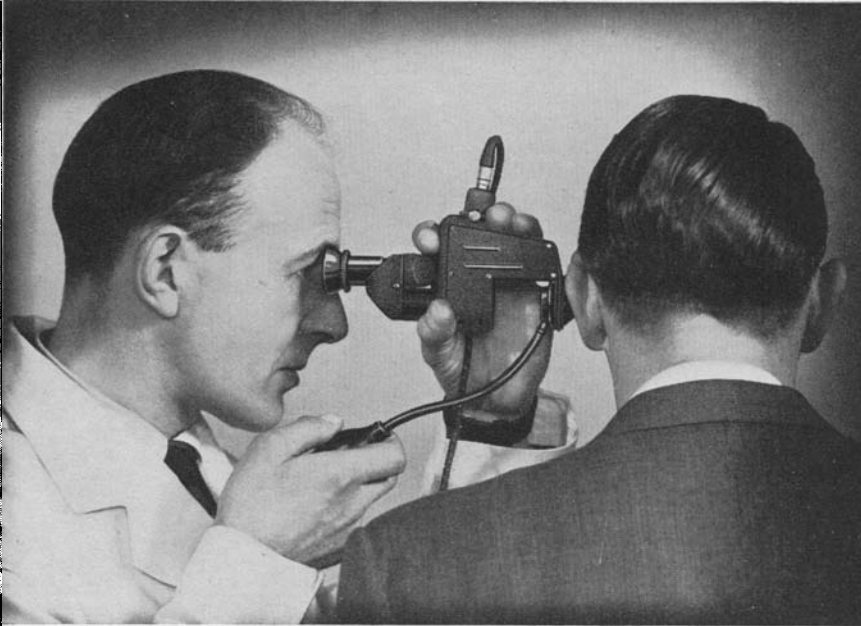
*On the approved List of the National Institute for the Deaf*

**2 SHEPHERD STREET, SHEPHERD MARKET, LONDON, W.1**

*Hyde Park 9042*

Please mention *The Journal of Laryngology* when replying to advertisements

**THE  
HALLPIKE-BLACKMORE  
MONOCULAR  
EAR MICROSCOPE\***



Pat. appl. for

**THIS** new instrument represents an important contribution to otology. It facilitates accurate clinical diagnosis and operative work of high precision.

- Intense light from 12 watt, silvered, pre-centred lamp.
- Unique dazzle-free optical system provides a critically defined image of the entire tympanic membrane at optimum  $\times 6$  magnification.
- Variable field of view controlled by iris diaphragm in eyepiece to ensure total exclusion of reflexions from speculum walls.
- Ample space for insertion of operating instruments.
- Complete in carrying case with built-in transformer to permit use of the instrument on ward rounds, in consulting-rooms or theatre.

\**J. Laryng.* (1953), 67, 108.

**39 WIGMORE STREET  
LONDON W.1**



**617 S. 52nd STREET  
PHILADELPHIA 43**


Please mention *The Journal of Laryngology* when replying to advertisements

# EAR WAX

*Removed this easy way*

The removal of wax from the external auditory meatus has, in the past, normally entailed attendance by the patient for diagnosis and for the prescription of a suitable loosening agent, and a second attendance a few days later for syringing.

Now, by the use of Cerumol Ear Drops, wax can be removed in most cases at one visit. A few drops of Cerumol can be instilled into the ear and, while another patient is being attended to, the soft cerumen dissolves and the harder wax disimpacts. The wax can then be removed by gentle syringing or with cotton wool. The wax may even be found to run out of the ear on its own accord, in which case patients themselves may instil Cerumol at home, obviating further attendances. Cerumol is anti-bacterial, non-irritating and harmless to the lining of the external auditory meatus or the tympanic membrane. Cerumol is included in Category No. 4 of the M.O.H. classified list and may be prescribed on N.H.S. Form E.C.<sup>10</sup>



**CERUMOL**  
REGD TRADE MARK

**EAR DROPS**

*for the easier removal of wax*

*Distributors in U.K.*

TAMPAX LIMITED, BELVUE ROAD, NORTHOLT,  
 GREENFORD, MIDDLESEX. Telephone: WAXlow 2244  
*If you wish to test for yourself and have not received recently a  
 10. c.c. vial please write or telephone direct to:*  
 LABORATORIES FOR APPLIED BIOLOGY LTD.,  
 91, AMHURST PARK, LONDON, N.16 Tel.: STA 2252

*PACKS For Surgery Use :  
 10 c.c. vial — separate  
 dropper included  
 (Basic N.H.S. price 2/8)  
 for Hospital Use : 2 oz.  
 and 10 oz. bottles.*

Please mention *The Journal of Laryngology* when replying to advertisements

## POST-TONSILLECTOMY COMFORT

### Immediate pain relief—Speedier Convalescence

The pain of traumatized tissues following tonsillectomy, demands its own relief—and points the need for analgesia that quickly reaches the irritated area.

ASPERGUM provides 'salivary analgesia' through the simple act of chewing—it brings pain-relieving acetylsalicylic acid into *intimate* and *prolonged* contact with the tonsillar

region, seldom reached even intermittently by gargling. The rhythmic stimulation of muscular action also aids in relieving local spasticity & stiffness: more rapid tissue repair is promoted. Each pleasantly flavoured chewing gum tablet provides  $3\frac{1}{2}$  grains acetylsalicylic acid, permitting frequent use. Particularly suitable for children.

## Aspergum (Category 3)

for more than two decades a dependable  
and welcome aid to patient-comfort

*Ethically promoted in packages of 16 tablets and moisture proof bottles of 36 and 250*

WHITE LABORATORIES LTD., 428, SOUTHCROFT ROAD, LONDON, S.W.16

# THE LARYNGOSCOPE

A Monthly Journal  
devoted to the Diseases of the  
EAR, NOSE AND THROAT

*Official organ for the American Laryngological,  
Rhinological and Otological Society*

Price \$14.00 per year

Canada \$13.00 per year

MAX A. GOLDSTEIN, M.D.  
FOUNDER

THEODORE E. WALSH, M.D.  
EDITOR

640 SOUTH KINGSHIGHWAY  
SAINT LOUIS 10, MO.

Please mention *The Journal of Laryngology* when replying to advertisements

## CONTENTS

	PAGE
THE PHYSIOLOGY OF PHONATION (SEMON LECTURE). Prof. Georges Portmann (Bordeaux) . . . . .	1
SECONDARY CARCINOMA OF THE LARYNX. Maxwell Ellis (London) and P. Winston (London) . . . . .	16
FOUR CASES OF IDENTICAL TUMOUR ASSOCIATED WITH THE INFRA-ORBITAL NERVE. F. C. W. Capps and Prof. G. Cunningham (London) . . . . .	25
INTUBATION GRANULOMA. S. S. Epstein and P. Winston (London)	37
MULTIPLE PRIMARY MALIGNANT NEOPLASMS IN THE UPPER RESPIRATORY AND ALIMENTARY TRACTS. R. F. McNab Jones (London) . . . . .	49
CLINICAL RECORD Three Cases of Rhinosporidiosis. S. K. Sen Gupta (Calcutta)	56
GENERAL NOTES . . . . .	62

For Advertisement space in this Journal apply to :  
**HEADLEY BROTHERS Ltd, 109 Kingsway London WC2**

Please mention *The Journal of Laryngology* when replying to advertisements