

On the Relation Between Black Hole Mass and Velocity Dispersion in Type 1 and Type 2 AGN

Kalliopi M. Dasyra^{1,2}, Bradley M. Peterson³, Linda J. Tacconi⁴,
Hagai Netzer⁵, Luis C. Ho⁶, George Helou¹, Lee Armus¹,
Dieter Lutz⁴, Richard Davies⁴, and Linda Watson³

¹Spitzer Science Center, California Institute of Technology, USA

²Service d' Astrophysique, Commissariat à l' Energie Atomique, France

³Ohio State University, USA

⁴Max Planck Institute for Extraterrestrial Physics, Germany

⁵Wise Observatory, Israel

⁶Carnegie Observatories, USA

Abstract. We present results from infrared spectroscopic projects that aim to test the relation between the mass of a black hole M_{BH} and the velocity dispersion of the stars in its host-galaxy bulge. We demonstrate that near-infrared, high-resolution spectroscopy assisted by adaptive optics is key in populating the high-luminosity end of the relation. We show that the velocity dispersions of mid-infrared, high-ionization lines originating from gas in the narrow-line region of the active galactic nucleus follow the same relation. This result provides a way of inferring M_{BH} estimates for the cosmologically significant population of obscured, type 2 AGN that can be applicable to data from spectrographs on next-generation infrared telescopes.

Keywords. galaxies: active, galaxies: nuclei, galaxies: kinematics and dynamics, (galaxies:) quasars: emission lines, infrared: galaxies, instrumentation: adaptive optics

1. Introduction

The comparison of the star-formation history of galaxies with the accretion rate of black holes (BHs) at different redshifts is of particular importance for our understanding of their evolution (e.g., Marconi *et al.* 2004; Netzer 2009). A challenge in this comparison is the determination of BH masses, M_{BH} , in intermediate and high- z galaxies, as well as in obscured AGN.

For nearby sources, M_{BH} can be inferred from stellar orbits (e.g., Kormendy *et al.* 1998; Genzel *et al.* 1998; Davies *et al.* 2006), gas or maser kinematics (e.g., Miyoshi *et al.* 1995), and reverberation experiments (Peterson *et al.* 2004). Most of these techniques often fail for sources at $z > 0.5$ due to angular resolution and sensitivity limitations of the existing instrumentation. At such redshifts, M_{BH} is often estimated indirectly, using the relation between the mass of a BH and the velocity dispersion σ of the stars in its galaxy bulge (Ferrarese & Merritt 2000; Gebhardt *et al.* 2000; Gültekin *et al.* 2009). The stellar σ value is typically substituted by the velocity dispersion of the narrow-line-region (NLR) gas clouds, which is measured from the [O III] $\lambda 5007$ line, assuming that the NLR kinematics are primarily determined by the gravitational potential of the bulge (Shields *et al.* 2003; Greene & Ho 2005).

However, the obscuration of the optical [O III] line can be non negligible (Kauffmann *et al.* 2003). This can be a problem for NLR kinematic studies of obscured, type 2 sources,

which constitute a cosmologically significant AGN population (e.g., Gilli *et al.* 2007; Lacy *et al.* 2007). We aimed to extend this technique in the MIR, where the NLR lines suffer little from obscuration. Moreover, the [Ne V] and [O IV] lines have a higher ionization potential than [O III] and are therefore likely to originate from clouds that are closer to the BH.

2. The Existence of an $M_{\text{BH}}-\sigma$ Relation for the NLR Gas Emitting in the MIR.

We analyzed *Spitzer* IRS and *ISO* SWS archival data of local AGN with M_{BH} measurements from reverberation experiments (Peterson *et al.* 2004). We detected resolved [Ne V] $\lambda 14.32 \mu\text{m}$ and [O IV] $\lambda 25.89 \mu\text{m}$ lines in more than half of the sources in our sample (Dasyra *et al.* 2008). The resolution-corrected σ measurements of both [Ne V] and [O IV] follow the $M_{\text{BH}}-\sigma$ relation impressively well (Dasyra *et al.* 2008; see Figure 1 for [Ne V]) with a scatter that is comparable to that of the stellar velocity dispersions (Onken *et al.* 2004; Nelson *et al.* 2004), supporting previous findings that the NLR gas is often gravitationally bound to the bulge.

This result can have various applications for high-resolution MIR spectra from future IR observatories such as *JWST* and *SPICA*. Since the $M_{\text{BH}}-\sigma$ relation holds for the NLR gas emitting in the MIR, it can be applied to distant and obscured sources with resolved MIR narrow lines to derive estimates of their BH masses. By comparing BH masses of type 1 and type 2 AGN at similar redshifts, it can also provide a testbed for the AGN unification model.

The flux of [Ne V] or [O IV] also correlates well with the optical 5100 Å continuum flux (Schweitzer *et al.* 2006; Dasyra *et al.* 2008) for the observed AGN, indicating that it can be used as a proxy of the bolometric AGN luminosity, assuming standard bolometric conversion factors (Elvis *et al.* 1994; Marconi *et al.* 2004). Therefore, high-resolution MIR spectroscopy can also provide a means to derive the Eddington accretion rates for distant and obscured AGN.

3. A Way to Improve the Calibration of the Local Stellar $M_{\text{BH}}-\sigma$ Relation

In order to determine the accretion rate of BHs at intermediate and high- z using gas kinematics and the $M_{\text{BH}}-\sigma$ relation, it is necessary to test whether the relation remains identical with look-back time. Various studies in the literature suggest that an evolution of the relation could be possible (e.g., Salviander *et al.* 2007; Treu *et al.* 2007; Woo *et al.* 2008). However, determining or quantifying such an evolution remains highly uncertain. The limitations are primarily originating from the selection biases of distant sources, and from the lack of a robust calibration of the AGN $M_{\text{BH}}-\sigma$ relation in high-luminosity AGN in the local Universe.

The sources that were initially used for the construction of the local AGN relation were primarily low-luminosity AGN. In QSOs, the absorption features that are traditionally used for the extraction of the stellar σ , such as the Ca II triplet at 8498, 8542, and 8662 Å were undetected, heavily diluted by the bright AGN continuum. We demonstrated that in such cases the stellar σ can be measured from the *H*-band CO bandheads (Dasyra *et al.* 2007). The advantage of using NIR instead of optical lines is that the AGN spectral energy distribution has a local minimum (Elvis *et al.* 1994) and the host galaxy has a local maximum close to 1.6 μm . The QSOs with M_{BH} and σ measurements were located above the high-mass end of the relation (Dasyra *et al.* 2007; Watson *et al.* 2008;

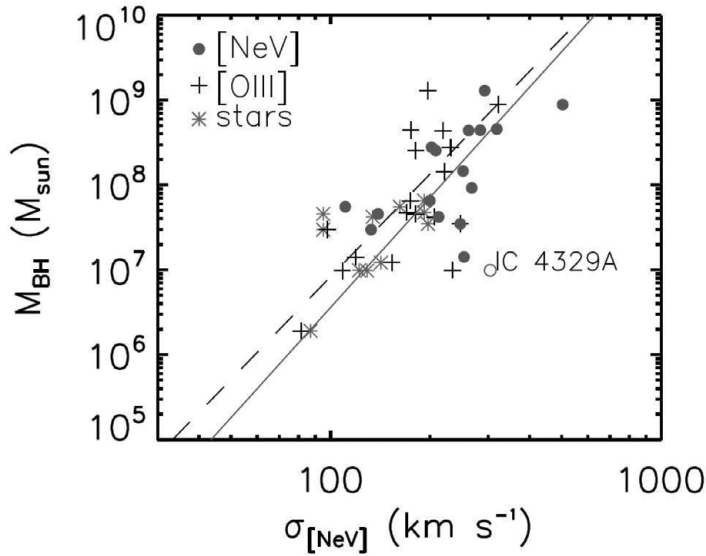


Figure 1. The relation between M_{BH} and the velocity dispersion of a NLR emission line in the MIR, $[\text{NeV}]$, for reverberation-mapped AGN (Dasyra *et al.* 2008). The solid line corresponds to the best-fit solution to the $[\text{NeV}]$ velocity dispersion values (excluding IC4329A) and the dashed line corresponds to the Tremaine *et al.* (2002) relation. The stellar velocity dispersion measurements of the same sources are plotted as stars (Onken *et al.* 2004; Nelson *et al.* 2004). Similar results are found for the $[\text{OIV}]$ line width (Dasyra *et al.* 2008).

Figure 2). Differences in the kinematics of stellar populations alone could not account for the observed discrepancy.

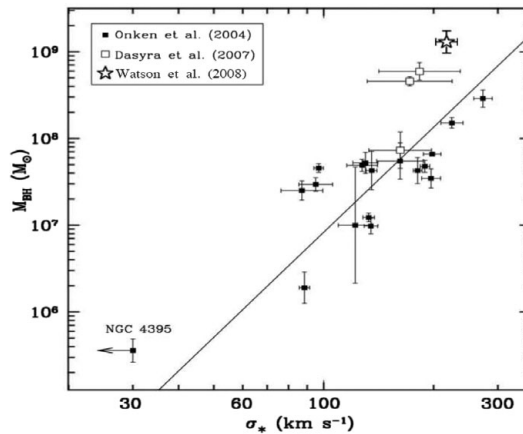


Figure 2. The AGN $M_{\text{BH}}-\sigma$ relation, including the host galaxies of some reverberation-mapped QSOs. Adapted from Watson *et al.* (2008).

It is possible that the calibration of the BH masses in QSOs requires modifications. Specifically, the statistically determined value of the factor f that converts the virial mass enclosed in the broad line region to the BH mass (Onken *et al.* 2004) could require a different prescription for AGN of high and low accretion rates (e.g., Collin *et al.* 2006). Alternatively, a steepening of the slope of the relation at the high luminosity or mass end is plausible, as it has been suggested based on $[\text{OIII}]$ kinematics (Gaskell 2009). Given the

uncertainties in the slope of the local relation, its redshift evolution should be examined with caution.

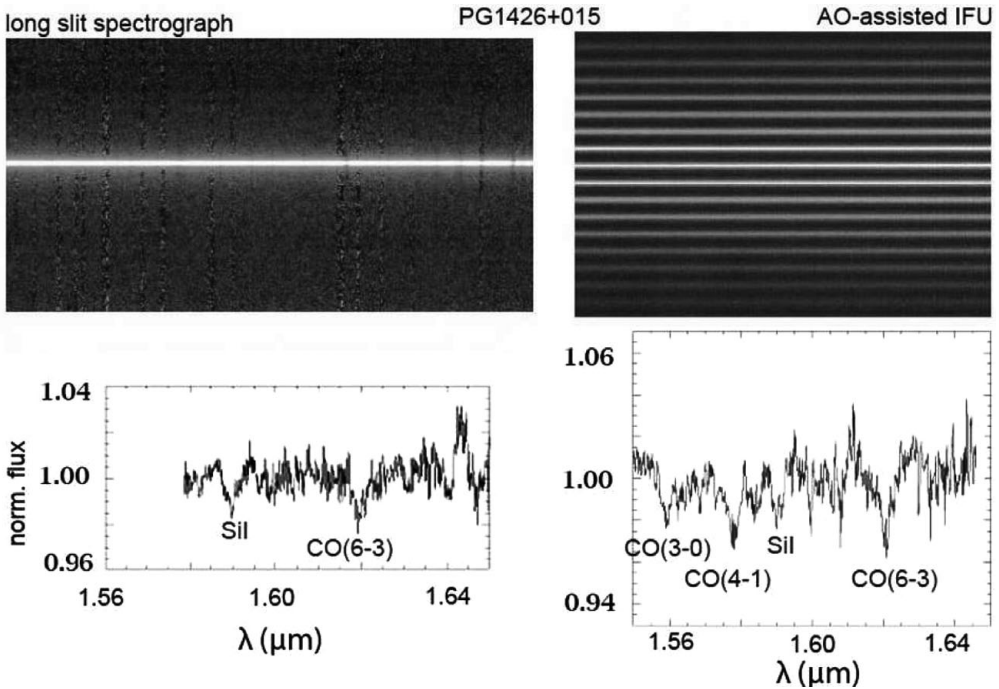


Figure 3. *H*-band spectra of PG 1426+015, obtained with the long-slit spectrograph ISAAC at the VLT (left panels; data from Dasyra *et al.* 2007) and the IFU NIFS on GEMINI north (right panels; data used by Watson *et al.* 2008). The stellar CO absorption features are more prominent in the IFU data despite the ~ 2 times shorter on-source integration time.

To further study the behavior of the high-luminosity end of the relation, we have acquired NIR integral field unit (IFU) datasets with SINFONI and NIFS (Grier *et al.* these proceedings) that are assisted by adaptive optics. An example, PG 1426+015, was presented by Watson *et al.* (2008), which shows a significant improvement in S/N ratio between the long-slit and the IFU spectra (Figure 3). The success of the IFU data relies in spatially disentangling the AGN from the host galaxy spectra (Figure 3).

4. Conclusions

The combination of *Spitzer* IRS and *ISO* SWS spectroscopy enabled the study of NLR gas kinematics in the MIR for reverberation-mapped AGN. The stellar $M_{\text{BH}}-\sigma$ relation holds within the errors for NLR gas clouds that emit in the MIR as determined by the [Ne V] and [O IV] emission line widths. Therefore, resolved MIR narrow lines (in combination with the $M_{\text{BH}}-\sigma$ relation) can be used to estimate the masses of BHs in obscured AGN. The measurement of stellar kinematics of QSO host galaxies can be achieved with NIR medium-to-high resolution long-slit and IFU spectroscopy. The hosts of local high-luminosity AGN have higher BH masses than those that the $M_{\text{BH}}-\sigma$ relation would predict for their velocity dispersions, similar to what has been found for high- z QSOs. This dictates the need for a better calibration of the relation prior to studying its possible evolution with z .

References

- Antonucci, R. R. J. & Miller, J. S. 1985, *ApJ*, 297, 621
- Collin, S., Kawaguchi, T., Peterson, B. M., & Vestergaard, M. 2006 *A&A*, 456, 75
- Dasyra, K. M., *et al.* 2007, *ApJ*, 657, 102
- Dasyra, K. M., *et al.* 2008, *ApJ*, 674, L9
- Davies, R., *et al.* 2006, *ApJ*, 646, 754
- Elvis, M., *et al.* 1994, *ApJS*, 95, 1
- Ferrarese, L. & Merritt, D. 2000, *ApJ*, 539, L9
- Gaskell, C. M. 2009 [arXiv:0908.0328]
- Gebhardt, K., *et al.* 2000, *ApJ*, 539, L13
- Genzel, R., Pichon, C., Ekhardt, A., Gerhard, O., & Ott, T. 2000, *MNRAS*, 317, 348
- Gilli, R., Comastri, A., & Hasinger, G. 2007, *A&A*, 463, 79
- Greene, J. E. & Ho, L. C. 2005, *ApJ*, 627, 721
- Grupe, D. 2000, *New Astron. Revs.*, 44, 455
- Gültekin, K., *et al.* 2009, *ApJ*, 698, 198
- Kauffmann, G., *et al.* 2003, *MNRAS*, 346, 1055
- Kormendy, J., *et al.* 1998, *AJ*, 115, 1823
- Lacy, M., *et al.* 2007, *AJ*, 133, 186
- Marconi, A., Risaliti, G., Gilli, R., Hunt, L. K., Maiolino, R., & Salvati, M. 2004, *MNRAS*, 351, 169
- Miyoshi, M., Moran, J., Herrstein, J., Greenhill, L., Nakai, N., Diamond, P., & Inoue, P. 1995, *Nature*, 373, 127
- Nelson, C., Green, R. F., Bower, G., Gebhardt, K., & Weistrop, D. 2004, *ApJ*, 615, 652
- Netzer, H. 2009, *MNRAS*, 399, 1907
- Onken, C. A., Ferrarese, L., Merritt, D., Peterson, B. M., Pogge, R. W., Vestergaard, M., & Wandel, A. 2004, *ApJ*, 615, 645
- Peterson, B. M., *et al.* 2004, *ApJ*, 613, 682
- Salviander, S., Shields, G., Gebhardt, K., & Bonning, E. 2007, *ApJ*, 662, 131
- Shields, G. A., Gebhardt, K., Salviander, S., Wills, B. J., Xie, B., Brotherton, M. S., Yuan, J., & Dietrich, M. 2003, *ApJ*, 583, 124
- Schweitzer, M., *et al.* 2006, *ApJ*, 649, 79
- Tremaine, S., *et al.* 2002, *ApJ*, 574, 740
- Treu, T., Woo, J.-H., Malkan, M., & Blandford, R. 2007, *ApJ*, 667, 117
- Watson, L., *et al.* 2008, *ApJ*, 682, L21
- Woo, J.-H., Treu, T., Malkan, M., & Blandford, R. 2008, *ApJ*, 681, 925