


Upgrade your Microscope!

PIEZO STAGES, SCANNERS, MOTORS, ACTUATORS

PI

PI (Physik Instrumente) LP
508.832.3456 info@pi-usa.us

www.MicroscopeStage.net
USA Custom Design/Build




Piezo-Stages, Objective Scanners

- + Cost Effective Z, XY(Z) Stages
- + Very Fast: 5 msec Response



Well Plate Scanner

- + High Speed & Linearity
- + Travel to 500 μ m



Ultra-Stable Piezo Motor Stages

- + Self-Locking Ceramic Drive
- + Very Fast, Travel to 225 x 85 mm



SAVE THE DATE

M&M 2012 MICROSCOPY & MICROANALYSIS

July 29 – August 2 • Phoenix, AZ


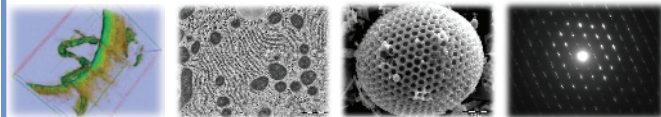
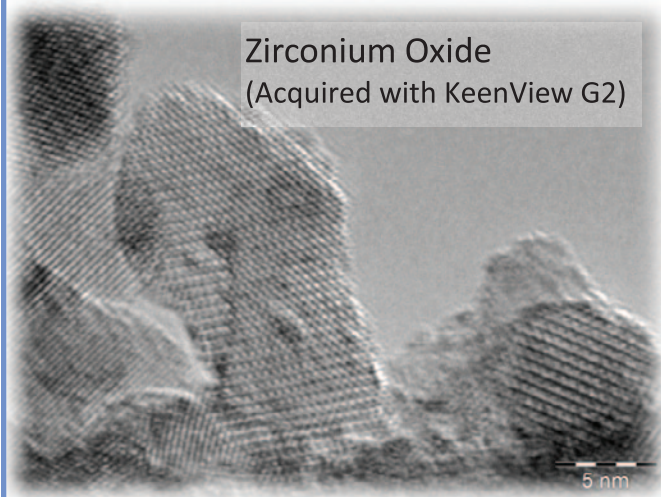
Come To M&M 2012 And Discover What's NEW!

NEW— Ideas ■ Scientific Program ■ Schedule ■
Convention Center ■ Hotels ■ Revitalized Downtown Phoenix!

Participate in Four Full Days of sessions, workshops, symposia, tutorials and networking events at the largest scientific meeting and gathering of microscopy and microanalysis professionals, academics, technicians, students and exhibitors in the world!

Instrumentation for Scientific Research

TEM cameras
Digital SEM interfaces
Light Microscope Stages
Software



Visit us in Nashville, booth 728



ResAlta Research Technologies
(303) 202-6350
info@ResAltaTech.com
www.ResAltaTech.com

Expand your Knowledge of Microscopy with

MSA Membership!

Whether your primary focus is in light, electron, or scanning probe microscopy, or the biological or physical sciences, MSA takes your knowledge to the next level!

Members Receive:

- A personal subscription to MSA's official journal, *Microscopy and Microanalysis*, and MSA's popular bi-monthly magazine, *Microscopy Today*
- Peer Networking through the Society's Focused Interest Groups and Local Affiliated Societies
- Discounts on books, journals, and other educational materials
- MSA Awards Programs, Speaker Opportunities, Scholarships, and much more!

For more information:
visit www.microscopy.org
or call 1-800-538-3672



Join MSA Today!

The SPI Supplies Family of Instruments



SPI-MODULE™
Sputter/Carbon Coater Module



PlasmaPrep III™ Plasma Etcher
with PPIII Process Controller



SPI-Vacu Prep II™
Turbo Pump Evaporation System



Gentle Mill™
Ion Milling System



PlasmaPrep X™
Parallel Plate Plasma Etcher



Osmium Plasma Coaters
for FESEM Applications



SPI-DRY™
Critical Point Dryer



PlasmaPrep III™ Solid State
Plasma Cleaner for cleaning TEM holders

100nm

Excellence in sample preparation is just a click away.
2spi.com

Your results will never be better than your sample preparation.
See how SPI Supplies can help you deliver the highest quality results for all your SEM/EDS, TEM and FESEM applications.




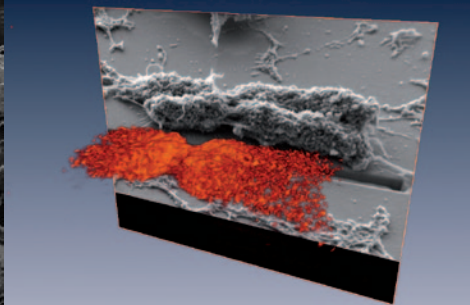

SPI Supplies Division of **STRUCTURE PROBE, Inc.**

P.O. Box 656 • West Chester, PA 19381-0656 USA
Phone: 1-610-436-5400 • 1-800-2424-SPI (USA and Canada) • Fax: 1-610-436-5755 • 2spi.com • E-mail: sales@2spi.com



AURIGA® Information Beyond Resolution

Unique Imaging | Precise Processing | Advanced Analytics | Future Assured



Carl Zeiss NTS GmbH
Carl-Zeiss-Str. 56
73447 Oberkochen, Germany
Tel. +49 73 64 / 20 44 88
Fax +49 73 64 / 20 43 43
info@nts.zeiss.com
www.zeiss.com/nts

Carl Zeiss NTS, LLC
One Corporation Way
Peabody, MA 01960, USA
Tel. +1 978 / 826 1500
Fax +1 978 / 532 5696
info-usa@nts.zeiss.com
www.zeiss.com/nts



We make it visible.