

Subscription Requests

Free Subscriptions

Individuals requesting subscriptions, or wishing to change their address, should contact MTsubscriptions at:

AssociationManagement@microscopy.org

Subscription Policies

- Microscopists in the United States and Canada are eligible for gratis mail subscriptions.
- Microscopists in the rest of the world can subscribe to the print edition for \$60US.
- Microscopists in the rest of the world are eligible for gratis email alerts to the digital edition.
- Microscopists anywhere in the world may view the digital edition at the *Microscopy Today* website shown at the bottom of this page.

Digital Edition

- The digital edition is an exact replica of the print edition, advertisements and all.
- Features include dynamic pages with live webpage and email links, a word-level search function, and variable page magnification to enlarge both text and figures.

Microscopy Today has articles about:

- Innovative instruments and methods
- Applications in various fields
- Hints and tips for novices and experts
- Protocols in microscopy and microanalysis
- Microscopy facilities descriptions
- Meetings and courses
- Success stories in microscopy education
- Historical microscopy and pioneers
- Industry news and product news
- Humorous situations
- Opinions of our readers

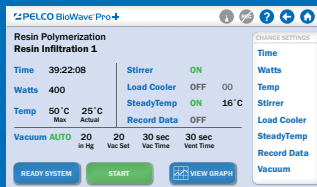
Index to Advertisers

AMT (www.amtimaging.com).....	11
Amptek (www.amptek.com).....	71
Basler AG (www.baslerweb.com/MPP).....	35
Bruker Nano GmbH (www.bruker.com).....	43
Cameca (www.cameca.com).....	27
Denton Vacuum (www.dentonvacuum.com).....	69
Diatome (www.emsdiasum.com).....	51
Duniway (www.duniway.com).....	71
EDAX (www.edax.com).....	9
Electron Microscopy Sciences (www.emsdiasum.com).....	39, 59
Evans Analytical Group (www.eag.com/mc).....	15
European Microscopy Congress (www.emc2016.fr).....	17
FEI Company (www.fei.com).....	4
Geller MicroAnalytical Lab (www.gellermicro.com).....	71
Hitachi High Technologies America (www.hitachi-hhta.com).....	Inside front cover
Hysitron (www.hysitron.com).....	23
International Centre for Diffraction Data (www.icdd.com).....	21
JEOL USA (www.jeolusa.com).....	29, Outside back cover
Lumencor, Inc. (www.lumencor.com).....	61
Mad City Labs (www.madcitylabs.com).....	69
Microtechnis (www.microtechnics.com).....	71
minus k TECHNOLOGY (www.minusk.com).....	65
Newport Corporation (www.newport.com).....	72
Oxford Instruments NanoAnalysis (www.oxinst.com/feature) ..	63
Physik Instrumente (www.pi-usa.us).....	42
Protochips (www.protochips.com).....	67
SPI Supplies (www.2spi.com).....	57
Ted Pella, Inc. (www.tedpella.com).....	69, Inside back cover
TESCAN (www.tescan-usa.com).....	6, 33
tousimis (www.tousimis.com).....	10
XEI Scientific (www.evactron.com).....	65
ZEISS (http://www.zeiss.com/microscopy/en_us/home.html) ...	45

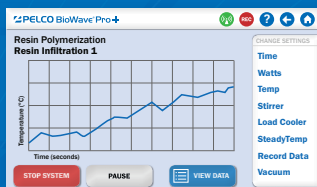
PELCO BioWave® Pro +

Trusted technology. Enhanced efficiency.

NEW



User-Friendly Run Screen
Responsive controls allow quick and easy adjustments to any setting.



Live Run-Time Graph
Clear view of run progress in real time. Easy one-button touch for graph or data view.




Simplified Protocol & Data Management
PC application affords straightforward protocol generation and recordable data review.

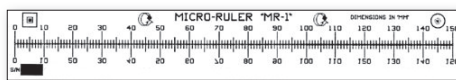


See the NEW PELCO BioWave® Pro + at our Vendor Tutorial!
 Tuesday, July 26, Booth #1502, 5:45 – 6:45PM

VISIT US AT M&M 2016 ▪ JULY 24-28 ▪ COLUMBUS ▪ BOOTH #1502



Glass & Quartz Microscope Slides
 Diamond™ White - Superfrost™
 Gold Seal® - Surface Treated Slides
 Correlative Coverslips



Light Microscopy Calibration
 Magnification Calibration
 Fluorescence Reference Slides
 Stage Micrometers



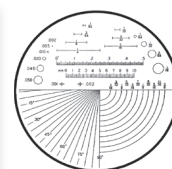
Slide Storage & Transport
 Slide Boxes for Standard, Cryo
 & Large Slides - Storage Cabinets
 Filing Systems - Mailers



PELCO® LightStop™ Products
 Store & Protect Light Sensitive Samples
 Vials - Tubes - Wafer Carriers - Gel-Paks®



Magnifiers & Loupes
 Measuring Magnifiers - Loupes
 LED Lighted Magnifiers



Illuminators & Reticles
 Fiber Optic, Cold Source & LED Illumination
 Wide Range of Eyepiece Reticles

TED PELLA, INC.
 Microscopy Products for Science and Industry

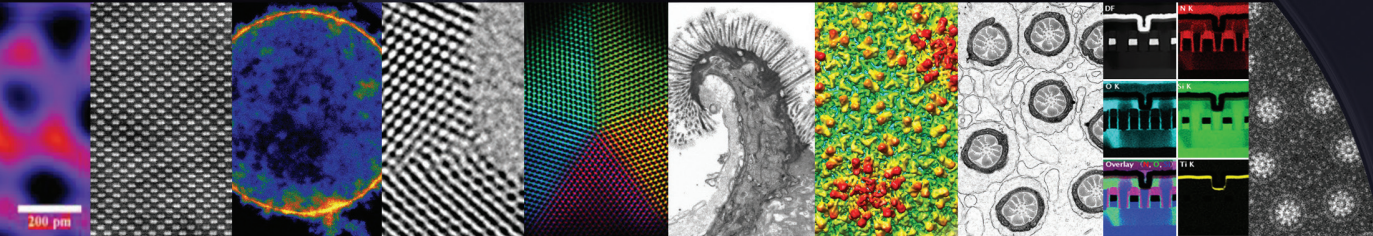
www.tedpella.com sales@tedpella.com 800-237-3526

009.01017/5155
 16000456 Published online by Cambridge University Press




CATCH THE NEXT WAVE
OF TECHNOLOGY

LEADERSHIP



SOLUTIONS FOR INNOVATION



UNMATCHED PERFORMANCE, TECHNOLOGY AND SUPPORT

*SEM • TEM • Cryo • STEM • High Resolution • MicroAnalysis
Correlative Microscopy • EPMA • FIB • NMR • Mass Spec • ESR*

Learn more at jeolusa.com/MandM2016

www.jeolusa.com • salesinfo@jeol.com • 978-535-5900

*Image credits on our M&M 2016 web page