

Research Paper

Cite this article: Hasan MdM, Hasan MdM, Rahman ASMS, Athanassiou CG, Tussey DA, Hahn DA (2022). Induced dormancy in Indian meal moth *Plodia interpunctella* (Hübner) and its impact on the quality improvement for mass rearing in parasitoid *Habrobracon hebetor* (Say). *Bulletin of Entomological Research* **112**, 766–776. <https://doi.org/10.1017/S0007485322000153>

Received: 29 December 2020

Revised: 26 August 2021

Accepted: 8 March 2022

First published online: 4 October 2022

Keywords:


Biochemical analysis; biological control; dormancy; mass rearing; parasitoids; *Plodia interpunctella*

Author for correspondence:

Md. Mahbub Hasan,

Email: mmhbgd@yahoo.com

Induced dormancy in Indian meal moth *Plodia interpunctella* (Hübner) and its impact on the quality improvement for mass rearing in parasitoid *Habrobracon hebetor* (Say)

Md. Mahbub Hasan¹ , Md. Mehedi Hasan², A. S. M. Shafiqur Rahman¹, Christos G. Athanassiou³, Dylan A. Tussey⁴ and Daniel A. Hahn⁴

¹Department of Zoology, Rajshahi University, Rajshahi 6205, Bangladesh; ²Department of Crop Science and Technology, Rajshahi University, Rajshahi 6205, Bangladesh; ³Laboratory of Entomology and Agricultural Zoology, Department of Agriculture, Crop Production and Rural Environment, University of Thessaly, Phytokou str. 38446, N. Ionia Magnesia, Greece and ⁴Department of Entomology and Nematology, University of Florida, Gainesville, Florida 32611, USA

Abstract

A steady supply of hosts at the susceptible stage for parasitism is a major component of mass rearing parasitoids for biological control programs. Here we describe the effects of storing 5th instar *Plodia interpunctella* larvae in dormancy on subsequent host development in the context of host colony maintenance and effects of the duration of host dormancy on the development of *Habrobracon hebetor* parasitoids reared from dormant hosts. We induced dormancy with a combination of short daylength (12L:12D) and lower temperature (15°C), conditions known to induce diapause in this species, and held 5th instar larvae of *P. interpunctella* for a series of dormancy durations ranging from 15 to 105 days. Extended storage of dormant 5th instar larvae had no significant impacts on survival, development, or reproductive potential of *P. interpunctella*, reinforcing that dormant hosts have a substantial shelf life. This ability to store hosts in dormancy for more than 3 months at a time without strong negative consequences reinforces the promise of using dormancy to maintain host colonies. The proportion of hosts parasitized by *H. hebetor* did not vary significantly between non-dormant host larvae and dormant host larvae stored for periods as long as 105 days. Concordant with a prior study, *H. hebetor* adult progeny production from dormant host larvae was higher than the number of progeny produced on non-dormant host larvae. There were no differences in size, sex ratio, or reproductive output of parasitoids reared on dormant hosts compared to non-dormant hosts stored for up to 105 days. Larval development times of *H. hebetor* were however longer when reared on dormant hosts compared to non-dormant hosts. Our results agree with other studies showing using dormant hosts can improve parasitoid mass rearing, and we show benefits for parasitoid rearing even after 3 months of host dormancy.

Introduction

The potential to store insects for prolonged durations at low temperatures could be beneficial for use in mass rearing of biological control agents (Leopold, 1998; Colinet and Boivin, 2011; Filho *et al.*, 2014). Long-term storage could supplement, or even replace, expensive continuous rearing practices currently being used in mass rearing facilities (Cagnotti *et al.*, 2018). The ability to store insects could open new opportunities for producers of biological control agents to stockpile insects when levels of production are higher than levels of demand, and then deliver these insects quickly when demand increases (Siam *et al.*, 2019). The two basic strategies for low-temperature storage of insects are (1) the cryopreservation of embryos at cryogenic temperatures, most often in liquid nitrogen at -196°C , and (2) long-term storage at temperatures below the threshold for development, which is typically applicable for insects in diapause but can also be used for insects induced into other types of deep states of dormancy (Leopold, 2007; Denlinger, 2008). However, prolonged low-temperature storage may result in developmental failures, depletion of energy substrates, loss of metabolite homeostasis, and oxidative damage as potential mechanisms responsible for accumulation of indirect chill injury in insects (Colinet *et al.*, 2007, Hahn and Denlinger, 2007). Methods must be developed to understand and mitigate the stresses of long durations of storage at temperatures below the developmental threshold.

Insects often face harsh environmental factors during their life cycle that must be endured to complete their development and reproduction. Diapause, a programmed state of dormancy, is the principal mechanism by which insects survive non-favorable seasonal conditions in their

© The Author(s), 2022. Published by Cambridge University Press. This is an Open Access article, distributed under the terms of the Creative Commons Attribution-NonCommercial-ShareAlike licence (<http://creativecommons.org/licenses/by-nc-sa/4.0>), which permits non-commercial re-use, distribution, and reproduction in any medium, provided the same Creative Commons licence is used to distribute the re-used or adapted article and the original article is properly cited. The written permission of Cambridge University Press must be obtained prior to any commercial use.

environment (Košťál, 2006). Diapause takes place in the life cycle of most stored-product Lepidoptera (Bell, 1994), and thus may be of use in developing protocols for biological control in stored-product systems. Specifically, for programs wishing to implement biological control of stored-product pests, the ability to keep hosts in a dormant state may be advantageous for the production of parasitoids for augmentative biological control in commodity storage facilities.

Using dormant hosts to rear parasitoids for biological control programs may be advantageous because dormancy may change host physiology in ways that are favorable for parasitoid production (Hallman and Denlinger, 1999; Sanowar *et al.*, 2018). For example, diapause programming is often associated with increases in metabolic reserves of lipids, carbohydrates, and proteins that can be used by the insect to sustain themselves through a long, dormant period (Hahn and Denlinger, 2007; Yocum *et al.*, 2011; Sinclair, 2015). Lipids are the primary source of metabolic reserves that most insects use during diapause (Danks, 1987; Hahn and Denlinger, 2007, 2011). It has been reported that lipid reserves provide efficient storage of energy and their metabolism can create metabolic water, which may be particularly advantageous in dry environments, like stored grains (Wharton, 1985; Danks, 2000). Similarly, diapause and other forms of environmentally induced dormancy (i.e., thermal quiescence) can alter other aspects of host metabolism besides lipid storage and composition, including changes in protein and amino acid contents or blood and tissue carbohydrate content that can be advantageous for parasitoid production (Hahn and Denlinger, 2007, 2011). Furthermore, inducing diapause or other forms of dormancy with low temperatures may have effects on the host immune system that could make them more favorable for successful parasitoid development. For example, Ferguson *et al.* (2016) reported that cold acclimation decreased realized immunity at low temperatures. Thus, inducing dormancy may have extended benefits for parasitoid production due to host immune suppression.

The Indian meal moth, *Plodia interpunctella* (Hübner) (Lepidoptera: Pyralidae), is a cosmopolitan pest of warm-temperate or sub-tropical origin that can now be found on every continent excluding Antarctica (Howe, 1965; Bell, 1975; Mohandass *et al.*, 2007). *Plodia interpunctella* is a severe pest of stored food products, including grains and grain-based products, nuts, and fruits (Hamlin *et al.*, 1931; Mohandass *et al.*, 2007). Aside from direct product loss through feeding, *P. interpunctella* also causes economic losses from costs of control, quality reduction, and consumer complaints (Phillips and Throne, 2010). Many populations of *P. interpunctella* facultatively enter diapause in the last (fifth) larval instar in response to photoperiod and/or temperatures (~20°C or lower), although some populations have either lost or evolved low incidences of diapause (Tzanakakis, 1959; Masaki and Kikukawa, 1981; Kikukawa and Masaki, 1984; Bell, 1994). Diapause is a topic of particular interest in stored-product settings because diapausing *P. interpunctella* have been found to be more difficult to control when using fumigants such as phosphine, and in modified-atmosphere packaging (Adler, 2001; Gourgouta *et al.*, 2021). The mechanistic basis for diapause or other forms of dormancy reducing the efficacy of fumigants like phosphine in stored-product pests is currently unknown. However, insects that have become dormant either through programmed diapause or environmental factors, like low temperature or low humidity, also frequently have both lower respiration rates that could limit the entrance of gaseous

fumigants into the insect's body, and increased expression of a number of stress hardiness mechanisms such as antioxidants that could help reduce intracellular damage due to off-target effects of pesticide metabolism by mixed-function oxidases (Denlinger, 2002; Hahn and Denlinger, 2011; Sahoo *et al.*, 2018; Moreira *et al.*, 2021).

One of the most promising and effective biocontrol agents for *P. interpunctella* in stored-product settings is the Braconid wasp, *Habrobracon hebetor* (Say) (Hymenoptera: Braconidae), a cosmopolitan, gregarious, and koinobiont ectoparasitoid of a wide range of lepidopteran species (Ghimire and Phillips, 2010; Liu *et al.*, 2015; Glupov and Kryukova, 2016; Hasan *et al.*, 2020). *Habrobracon hebetor* also has the potential to be integrated with other biological control agents for the management of pest moth populations (Mbata and Shapiro-Ilan, 2005, 2010). A major challenge in mass rearing *H. hebetor* derives from the fact that the parasitoid has a narrow window during host development in which it can successfully parasitize their hosts, which are late instar Pyralidae caterpillars that pupate within few days under optimum conditions (Akinkulore *et al.*, 2009). Efficient mass rearing is one of the prerequisite criteria to be taken into consideration for an augmentative biological control program. A mass rearing protocol for *H. hebetor* has not yet been established. Rearing of *H. hebetor* on diapausing host larvae could potentially produce higher numbers of progeny because diapausing host larvae develop very slowly, thus providing a broader window of time for parasitism (Na and Ryoo, 2000; Sanowar *et al.*, 2018). Dormant host larvae can survive for long periods, and once in a state of dormancy, produce less silk than non-dormant larvae further facilitating parasitoid rearing (Williams, 1964; Bell, 1977; Bell *et al.*, 1979; Mbata, 1987; Mohandass *et al.*, 2007). Other characteristics of dormant larvae of *P. interpunctella* that could potentially enhance progeny production by *H. hebetor* include alterations in lipid, carbohydrate, and protein metabolism induced by dormancy that may favor parasitoid development, as well as dormancy and cold-induced reductions in host immunity that may favor parasitoid production (Ferguson *et al.*, 2018). Our overarching hypothesis for this study is that storage of *P. interpunctella* hosts in dormancy for short periods of time would benefit parasitoid production while having little negative effects on host parameters, but that longer term storage would eventually lead to a decline in host quality and subsequently parasitoid production and quality. This investigation had two major objectives. First, we tested the extent to which storing dormant *P. interpunctella* larvae at 15°C for a variety of durations would affect the ability of larvae to successfully molt to adulthood and subsequent adult reproductive parameters. The ability to keep *P. interpunctella* larvae in dormancy for prolonged periods could both benefit rearing of parasitoids on those hosts and improve the maintenance of the host colony itself by allowing the host colony to be put in dormancy when parasitoid rearing is not necessary to suit demand. Second, we tested the extent to which rearing *H. hebetor* on *P. interpunctella* host larvae that had been held in dormancy for various periods affected parasitoid development.

Materials and methods

Host rearing

The Indian meal moth, *P. interpunctella*, colony used in the current study was originally collected from local food facilities

in 2014 and has been continuously cultured at the Post Harvest Laboratory, Department of Zoology, Rajshahi University, Bangladesh. Moths were reared in 1 liter glass jars on a mixed standardized larval diet (350 g) of corn meal, chick laying mash, chick starter mash, and glycerol (Phillips and Strand, 1994) at a volumetric ratio of 4:2:2:1, respectively. Cultures were maintained in an incubator (Sanyo MIR-553, South Korea) set at $27 \pm 0.5^\circ\text{C}$, $70 \pm 5\%$ relative humidity (RH), with a photoperiod of 16:8 (L:D) h, conditions that clearly maintained non-diapause development.

Parasitoid origin and rearing

Habrobracon hebetor adults were obtained from the Bangladesh Agriculture Research Institute (BARI), Gazipur, Bangladesh in 2014. The parasitoids were cultured and mass-reared on last instar (5th instar) larvae of *P. interpunctella* in the laboratory at $27 \pm 1^\circ\text{C}$, $70 \pm 5\%$ RH, and photoperiod of 16:8 (L:D) h (Mbatia and Shapiro-Ilan, 2010).

Larval dormancy induction in *P. interpunctella*

To induce larval dormancy, we shifted larvae from warmer, long-day photoperiodic conditions to cooler, short-day photoperiodic conditions. Specifically, 14-day-old (5th instar) *P. interpunctella* larvae were transferred from one climate chamber set at 27°C 16:8 (L:D) to another climatic chamber set at 20°C 12:12 (L:D) for one day to provide a brief acclimation period to cooler temperatures, and then the following day larvae were transferred to 15°C and 12L:12D photoperiod to induce dormancy (fig. 1). Throughout this manuscript, we refer to larvae as being dormant rather than as in diapause because while diapause is induced in many *P. interpunctella* strains (Bell, 1976; Wijayarathne and Fields, 2012) we changed both photoperiod and temperature between our non-dormant and dormant animals and thus cannot distinguish the contributions of programmed diapause vs. thermal dormancy due to exposure to 15°C over the long periods of delayed development observed in our study. Dormant larvae were experimentally kept at 15°C individually in plastic rearing trays (L × W × H: 9.6" × 4.1" × 2.0") (HL-B025, Jiangsu, China) containing 50 small holes (2 ml) filled with food medium (6 g) for one of seven durations: 15, 30, 45, 60, 75, 90, or 105 days (Tzanakakis, 1959; Mohandass *et al.*, 2007), with all treatments and replicates run concurrently. Trays were covered with a transparent plastic sheet with tiny holes to allow exchange of air. The development of larvae was observed every day during different

storage periods. If a larva did not pupate during the exposure period at 15°C , the larva was considered to be dormant. Furthermore, some moths emerged early during the induced dormancy period. These early emerging moths were considered to be non-dormant, and 5 days after the last individual emerged from the first clear bout of early emergence, other larvae in the tray that were still clearly in the larval stage showing no sign of metamorphosis into pupae or adults were considered dormant larvae.

The number of pupae and adults per tray was recorded separately for each experiment. The percentage of larvae that successfully survived dormancy and emerged as adults was also recorded. The transition from the dormant larval stage to reinitiate development was made by gradually increasing temperature to avoid possible thermal shock. First, the temperature was increased to 18°C for one day and then increased again on the second day to 23°C , both with a photophase of 14:10 (L:D) and on the third day insects were transitioned to 27°C , RH $70 \pm 5\%$, and a photophase of 16:8 (L:D). Plastic pots (500 ml) containing non-dormant larvae were kept in an incubator set at 27°C , RH $70 \pm 5\%$, and a photophase of 16 h throughout as a control group for comparison. Three replicates were performed, each having 200 larvae in each condition. For this experiment, 18-day-old non-dormant last-instar larvae and dormant larvae stored for different periods of time were used for comparison.

Biology of *P. interpunctella* developing from dormant larvae

Three replicates of 25 dormant larvae from each storage period and 25 non-dormant larvae of *P. interpunctella* were placed separately in plastic jars (500 ml) containing 100 g of standard food (Phillips and Strand, 1994) and allowed to complete development. Jars were kept in an incubator set at $27 \pm 0.5^\circ\text{C}$, $70 \pm 5\%$ RH, and 16:8 (L:D). Larvae were weighed at the end of the dormancy holding period to test whether the duration of dormancy had an effect on mass loss. The time from removal from larval dormancy conditions to pupation, the time to adult emergence, and the percent of dormant larvae that yielded emerged adults were recorded for each dormancy duration treatment. The sex of each emerging moth was recorded to test whether the duration of dormancy had an effect on the sex ratio of moths produced, and thus indicated any sex-specific mortality. Five pairs (one male and one female) of newly emerged adults resulting from each duration of dormancy treatment were kept separately in a small plastic container (100 ml) for mating and egg laying. Eggs were counted for each pair in each treatment (fecundity) and kept separately in a

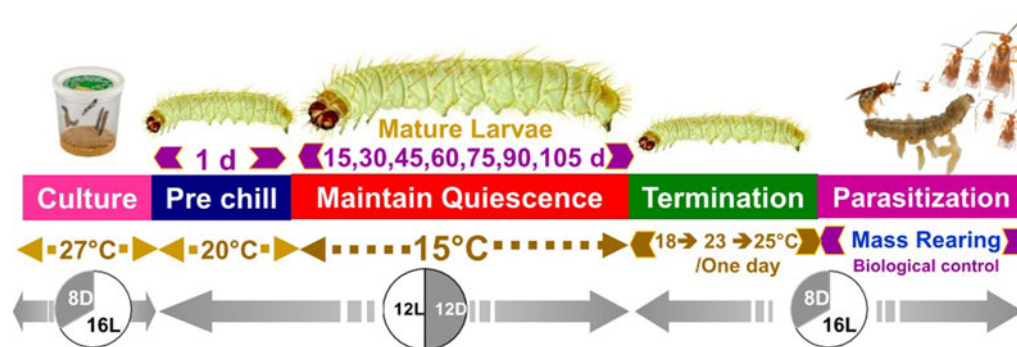


Figure 1. Schematic experimental procedures for our larval dormancy treatments in *P. interpunctella* and potential for implementation for biological control mass rearing.

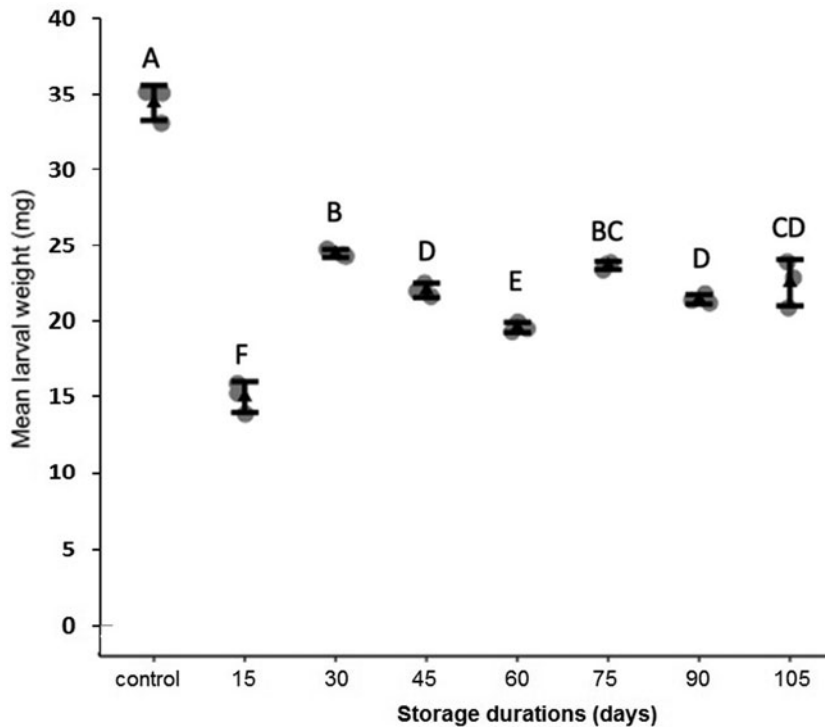


Figure 2. Mean (\pm SE) weights of *P. interpunctella* larvae stored at 15°C for a range of exposure periods. Distinct letters for each storage duration indicate statistically significant differences after correction for multiple comparisons with Duncan's multiple-range test.

plastic petri dish (100 × 20 mm) to record the proportion that hatched (fertility). To test whether the duration of larval dormancy had an effect on host biochemical composition, the total protein content of different dormant and non-dormant host larvae was measured according to Kjeldal method (Jonas-Levi and Martinez, 2017). Percent nitrogen as estimated by the Kjeldal procedure was transformed into protein content by multiplying with a conversion factor of 5.3 (McCarthy and Meredith, 1988; Korel and Balaban, 2006). Three replicates of pooled larvae (244–672 total larvae per treatment) were sampled for control and each dormancy duration.

Effects of host dormancy history on *H. hebetor*

To test the extent to which host dormancy duration affects the performance of *H. hebetor* progeny, ten dormant and ten non-dormant host larvae were placed separately in 500 ml rearing jars containing a pair of newly emerged virgin, naive *H. hebetor* (one male and one female). Jars were covered with black cloth to encourage wasp mating. Wasps paralyzed host larvae and laid eggs. Experiments were conducted in an incubator maintained at $27 \pm 0.5^\circ\text{C}$, $70 \pm 5\%$ RH, and 16:8 (L:D) until the emergence of parasitoid progeny. The number of parasitized host dormant larvae was recorded in each jar. The total number of parasitoid progeny, larval and pupal periods, sex ratios, and body size of male and female adult parasitoids were recorded. Body size measurements (mm) of the head length, total body length from head to tip of abdomen, and wing length of each individual parasitoid were measured using an eyepiece-micrometer (New York Microscope Company, Hicksville, NY, USA). For longevity studies, three pairs of adults of both sexes developing from dormant and non-dormant larvae were kept separately in a plastic container (100 ml) and checked daily until all

adults died. Three replicates were conducted for each duration of larval dormancy.

Statistical analysis

Statistical analyses were performed using R software (v.4.0.2). Analysis of variance (ANOVA) procedures were used to determine the effects of storage duration on growth and development of *P. interpunctella*, as well as on *H. hebetor* reared on hosts stored at 15°C for different durations. All metrics that were subjected to ANOVA were verified to meet the assumptions of homoscedasticity through the use of Levene's tests. When the assumptions of homoscedasticity were not met due to unequal variances among groups, we used generalized linear models that are robust to departures from homoscedasticity. A linear model was used to estimate the relationship between *P. interpunctella* pupation duration as storage period at 15°C increased. Means within any of the tests were separated in comparison to the un-stored control using Duncan's new multiple range test ($P < 0.05$).

Results

Effects of storage on *Plodia interpunctella* survival and reproduction

Storage at 15°C for any duration of time significantly reduced average larval weight compared to larvae that were not stored ($F_{7,16} = 137.9$, $P < 0.001$, fig. 2). Although some average weights were statistically significantly different among stored groups, there was no clear pattern with regard to duration of storage (fig. 2). Storage duration significantly impacted the time to pupation after removal of dormant larvae from storage, with larvae stored for 105 days taking significantly more time to begin pupation than any groups stored for less time, 15–90 days ($F_{6,14} = 56.4$, $P < 0.001$, fig. 3). Duration of the pupal stage was significantly

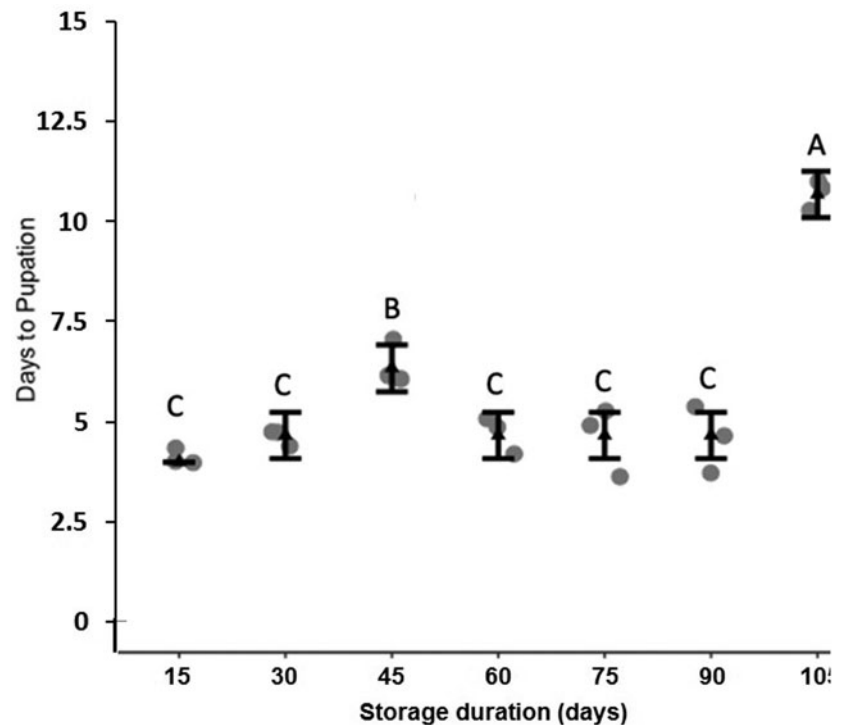


Figure 3. Mean (\pm SE) time for dormant larvae of *P. interpunctella* to pupate when exposed to different durations at 15°C. Distinct letters for each storage duration indicate statistically significant differences after correction for multiple comparisons with Duncan's multiple-range test.

impacted by larval storage duration ($F_{6,16} = 160.57$, $P < 0.001$), with pupal duration negatively correlated with time stored ($R^2 = 0.70$, *fig. 4*). Interestingly, larvae stored for 105 days pupated as quickly as the control group ($t = -1.0$, $P = 0.42$). The percent adult emergence was not significantly impacted by storage at 15°C for any of the storage durations in this study ($F_{7,16} = 1.53$, $P = 0.23$). Similarly, storage duration had no significant impact on the sex ratio of moths ($F_{7,16} = 2.18$, $P = 0.09$), with an average of 2.5 females per male across all groups. Storage duration also had no effect on moth fecundity ($F_{1,30} = 0.08$, $P = 0.779$), nor on fertility ($F_{1,30} = 0.45$, $P = 0.508$), with an average of 202.5 eggs laid by mated females and 43.8% of eggs hatching across all groups. The percent of total protein in the bodies of larval *P. interpunctella* differed significantly ($F_{7,16} = 55.92$, $P < 0.001$) among some storage duration groups, but there was no clear pattern with regard to duration of storage in dormancy (*fig. 5*).

Effects of host storage on *Habrobracon hebetor*

There were no significant differences in parasitism percentages across hosts stored for different durations ($F_{7,16} = 1.90$, $P = 0.14$), with an average of 82.0% hosts parasitized (*fig. 6*). Host storage in dormancy at 15°C for any duration significantly increased the number of parasitoids per host compared to hosts that did not undergo storage ($F_{7,16} = 11.57$, $P < 0.001$, *fig. 7*). Percent parasitoid pupal formation ($F_{7,16} = 2.31$, $P = 0.080$) and adult emergence ($F_{7,16} = 1.59$, $P = 0.209$) were not impacted by the duration of host storage in dormancy. Parasitoid larval development was significantly longer by ~ 2 days in hosts that were stored at 15°C for any duration compared to the control ($F_{7,16} = 11.29$, $P < 0.001$, *fig. 8*). There was no impact of host storage duration on parasitoid sex ratio ($F_{7,16} = 1.59$, $P = 0.21$), with an average of 0.52 females per male across all host dormancy duration groups. With respect to effects of host storage on parasitoid size, there was no effect of host dormancy duration on any of the three traits.

However, females had significantly larger head lengths and wing lengths, with the sex effect on body length only marginally significant (two-way ANOVAs, head length: host dormancy duration $F_{7,70} = 0.01$, $P = 0.99$, sex $F_{1,70} = 32.39$, $P < 0.001$, wing length: host dormancy duration $F_{7,70} = 0.21$, $P = 0.65$, sex $F_{1,70} = 10.49$, $P = 0.002$, body length: host dormancy duration $F_{7,70} = 0.10$, $P = 0.74$, sex $F_{1,70} = 3.3$, $P = 0.074$).

Discussion

Performance of dormant *P. interpunctella* larvae was surprisingly resilient to storage in dormancy at 15°C for prolonged durations. Despite the fact that all groups held in dormancy had less mass than non-dormant control larvae, all *P. interpunctella* stored at 15°C survived to adulthood at similar proportions and maintained reproductive potential not different from control moths that were never put into dormancy. Dormant insects, either in diapause or cold storage, typically lose substantial mass as the dormancy period increases due to expenditure of nutrient reserves (Hahn and Denlinger, 2007). Prolonged durations in dormancy conditions have often been found to increase mortality and decrease a number of life-history traits from lifespan and fat reserves to fertility and fecundity, particularly in females of some species (Ellers and Van Alphen, 2002; Williams *et al.*, 2003; Munyiri *et al.*, 2004; Matsuo, 2006; Hahn and Denlinger, 2011; Margus and Lindström, 2020). Thus, in our study, we expected to find that hosts held longer periods of time were less suitable than those held for only short durations in dormancy. In our study, *P. interpunctella* larvae do have less total mass after dormancy than larvae that did not undergo dormancy (control larvae), but there appears to be no major loss of host quality for either parameters important to mass rearing of hosts or parasitoid rearing and production with the time hosts spent in dormant conditions from 15 days to over 100 days. Some insects are capable of severely suppressing their metabolic rates

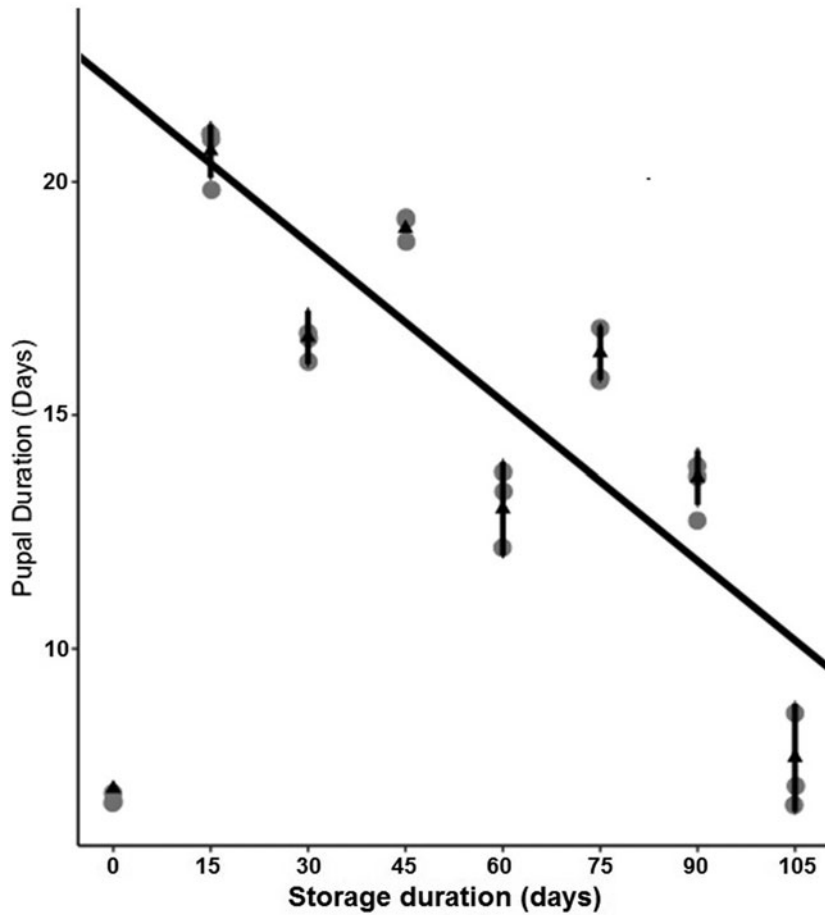


Figure 4. Mean (\pm SE) duration of *P. interpunctella* pupal periods that developed from larvae exposed to different durations of storage at 15°C.

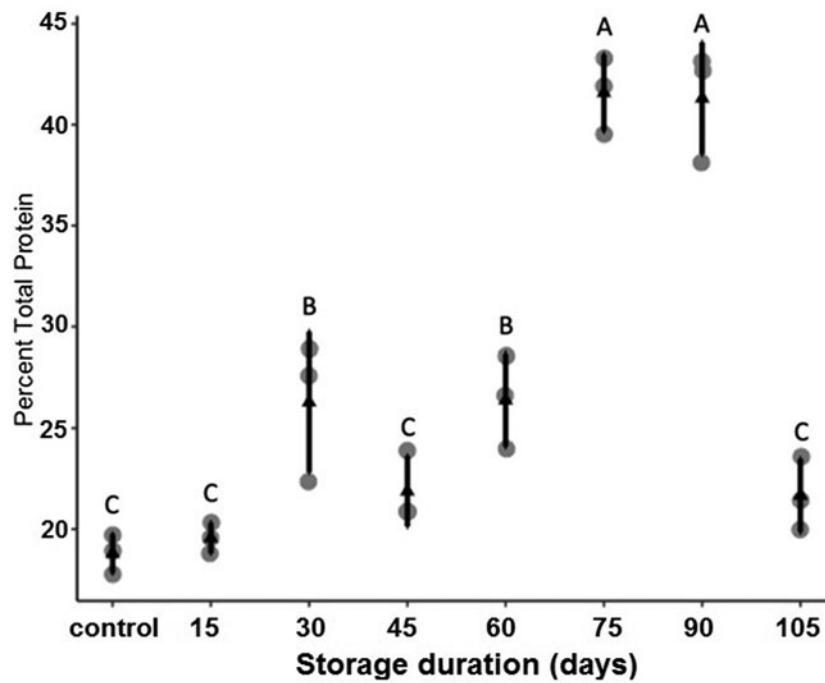


Figure 5. Mean (\pm SE) percent total protein content of *P. interpunctella* larvae exposed to different durations of storage at 15°C. Distinct letters for each storage duration indicate statistically significant differences after correction for multiple comparisons with Duncan's multiple-range test.

to limit loss of resources over time (Pullin, 1996; Hahn and Denlinger, 2011). The initial decrease in wet mass between control larvae and larvae stored for 15 days may be indicative of a

lag between being placed in dormancy conditions and the larvae initiating a reduction in metabolism (Sinclair, 2015), after which depletion of stores may be very slow. Interestingly, the lowest

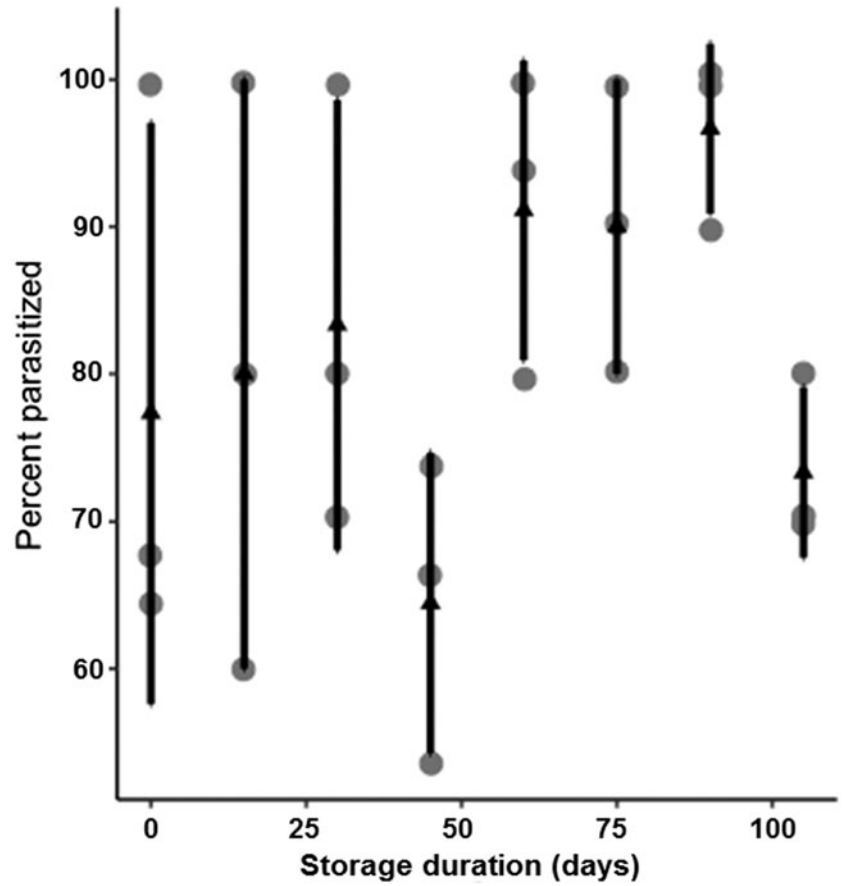


Figure 6. Mean percent (\pm SE) of *P. interpunctella* parasitized by *H. hebetor* after exposure to different durations of storage at 15°C.

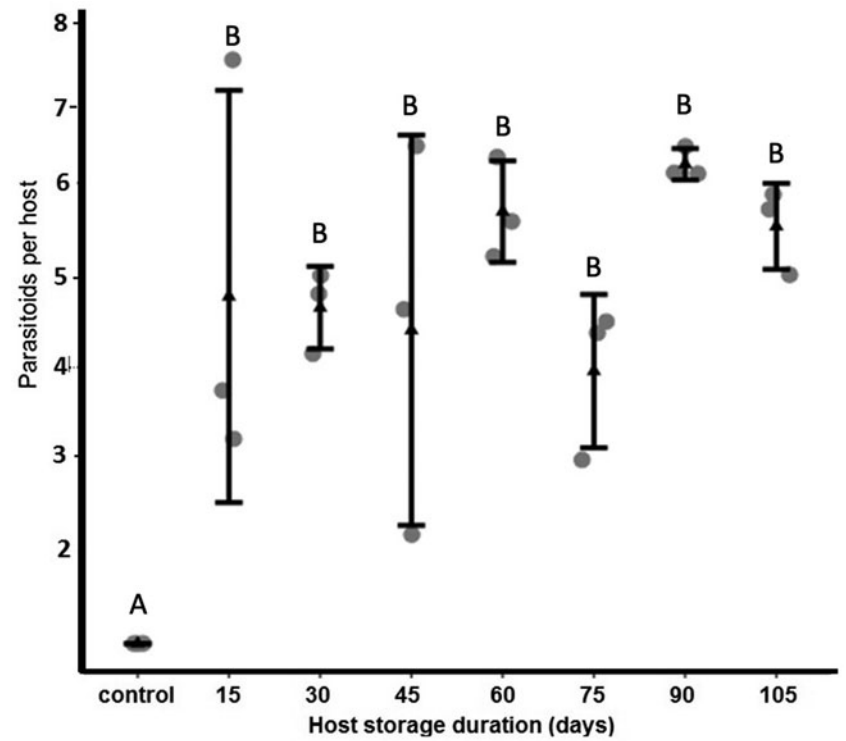


Figure 7. Mean (\pm SE) number of *H. hebetor* produced per infected *P. interpunctella* larva for each storage duration treatment at 15°C. Distinct letters for each storage duration indicate statistically significant differences after correction for multiple comparisons with Duncan's multiple-range test.

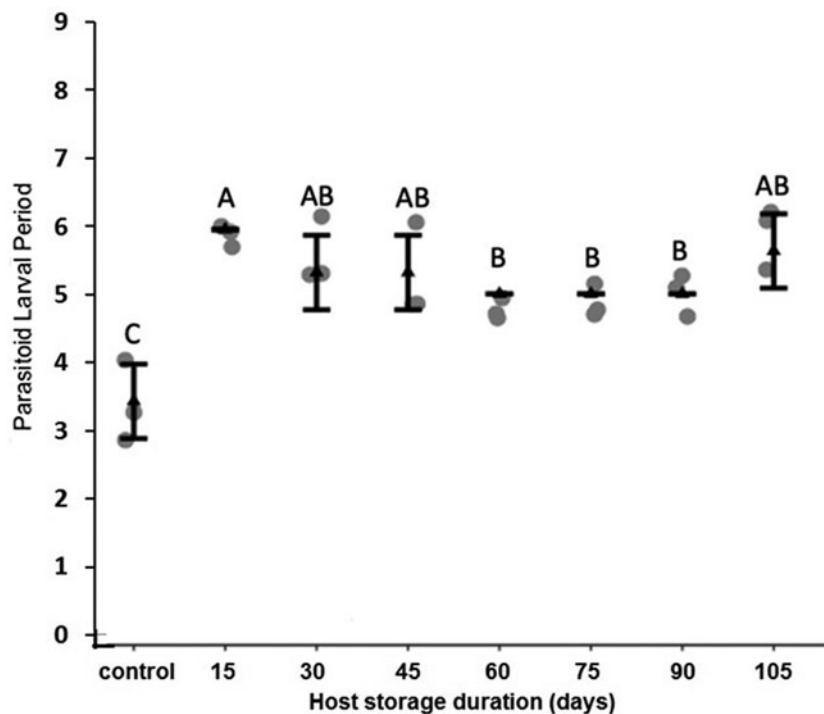


Figure 8. Mean (\pm SE) duration of *H. hebetor* larval periods when larvae were reared on the dormant or non-dormant *P. interpunctella* host larvae. Different letters indicate statistically significant differences after correction for multiple comparisons with Duncan's multiple-range test.

weights were observed in the group of larvae held only 15 days and larvae held in longer durations of storage were all intermediate between the heavy weights seen in control animals and the lightest weights seen at 15 days. One possible explanation for this unexpected pattern is that the differences in weights observed among groups held dormant for different periods of time are reflective more of body water content than dry mass differences. While we do not know whether dormant *P. interpunctella* larvae are capable of taking up water from their environment, we do know that other diapausing insects are capable of gaining body water from water vapor in the air around them (Yoder and Denlinger, 1991; Danks, 2000; Benoit *et al.*, 2015; Doherty *et al.*, 2017). Given that *P. interpunctella* has evolved to live in relatively dry conditions found in stored grains (Bell, 1975; Mbata, 1987), it seems possible that dormant individuals may be able to gain body water content from water vapor in the air, but rigorous testing of this idea will require substantial further work.

Perhaps our most important finding is that *P. interpunctella* larvae emerging from dormancy served as better hosts for *H. hebetor* parasitoids than moths that had not undergone any dormancy, at least based on the parameters tested so far. Hosts exiting dormancy produced more parasitoids with no impacts on parasitoid size, whether hosts were held dormant for 15 or 105 days. While others have previously shown that dormant *P. interpunctella* hosts produce more *H. hebetor* (Sanower *et al.*, 2018), our work stands out as a novel contribution because we have shown that this pattern of dormant hosts being better for parasitoid production is not just true for hosts early in dormancy, but that hosts can be stored for more than 3 months and still provide improved parasitoid yields. Body size is an important correlate of parasitoid fitness in general and a very important trait for biological control agents because size affects flight ability, parasitism efficiency, longevity, and female fecundity and thus efficacy of the control agent (Visser, 1994; West *et al.*, 1996; Ellers and Jervis, 2003; Gao

et al., 2016). We had expected parasitoid body size might decline with extended dormancy of hosts, but we found no effect of host storage duration on parasitoid body size in this study. We hope that these results combined with several other studies that have shown improved performance of parasitoids on dormant hosts (e.g., Leopold, 1998; Colinet and Boivin, 2011; Filho *et al.*, 2014; Sanower *et al.*, 2018) will encourage mass rearing programs for biological control agents, like *H. hebetor*, to incorporate host dormancy into their workflows.

In our study, we do not know precisely why hosts that experienced dormancy allowed for greater parasitoid production, but several broad possibilities seem likely. One possibility is that female *H. hebetor* laid more eggs per host larva when the host larva was in dormancy than were laid in non-dormant hosts. There are many factors, from host density to parasitoid density to host quality and more, that affect both how many larvae are laid in each host and downstream parasitoid larval performance (Harvey *et al.*, 1995; Glupov and Kryukova, 2016). Another non-mutually exclusive possibility for the improvement in parasitoid production from dormant hosts we observed is that dormant hosts could have increased nutritional quality, an important feature for this gregarious parasitoid species. Many insects have been documented to increase lipid reserves prior to or during dormancy (Lefevre *et al.*, 1989; Joannis and Storey, 1996; Atapouret *et al.*, 2007; Rozsypalet *et al.*, 2014; Sinclair and Marshall, 2018). Exposure to lower temperatures has also been found to increase fat body protein content while maintaining high lipid content in other tropical insects (Chowanski *et al.*, 2015). Sanower *et al.* (2018) also found increased *H. hebetor* production in dormant *P. interpunctella*. These authors proposed that the extended duration of the 5th larval instar of *P. interpunctella* (the stage that adult *H. hebetor* attack) combined with an increase in nutritional quality made dormant larvae better hosts, although Sanower *et al.* (2018) did not directly measure any facets of host nutritional quality. The reduction in weight observed in dormant

larvae relative to non-dormant in this study may simply be due to dehydration that many insects undergo during dormancy (Wharton, 1985; Danks, 2000), but some of the weight loss may be due to depletion of host nutrient reserves (Hahn and Denlinger, 2011; Marshall and Sinclair, 2018).

We measured total body protein content as one potential facet of host nutritional quality through time in dormant larvae. While there was no difference in body protein content between non-dormant controls and *P. interpunctella* larvae held dormant for 15 days, longer periods of dormancy showed higher total body protein content with the highest body protein contents occurring after 75 and 90 days of storage. But interestingly, between 90 and 105 days of storage body protein content dropped sharply. These data also agree with previous work on host protein content from our group, wherein the protein content of our 15-day dormant larvae (~18% when held at 15°C, 12:12 LD) is very similar to larvae early in a previous paper with similar conditions (~21% body protein for 15-day-old diapausing larvae held at 17°C, 12:12 LD in Hasan *et al.*, 2020). While we do not know what other changes in body content or metabolism may have accompanied changes in total body protein content that we observe in this study, we speculate that perhaps body protein content initially increased as dormant larvae catabolized fat or other stores, but that once other stores had reached very low levels, dormant larvae may have begun catabolizing protein, leading to the precipitous decrease in protein content between 90 and 105 days of dormancy. Because *P. interpunctella* enters dormancy at temperatures well above freezing, it is highly unlikely that they expend resources on the synthesis of large quantities of cryoprotectants, such as glycerol, that can consume substantial energy reserves in other insects (Adedokun and Denlinger, 1985; Storey and Storey, 1986). Carbohydrates, such as glycogen or trehalose, could also be the major source of energy for dormant larvae (Becker *et al.*, 1996; Zhou and Miesfeld, 2009). Future studies should investigate total neutral lipid content, assumed to be indicative of stored triacylglycerides, and carbohydrate substrates within dormant and non-dormant *P. interpunctella* held under these or similar conditions.

It is also possible that dormancy impacts the immune response of *P. interpunctella*, making it more susceptible to parasitism. Although dormant insects have been found to maintain an innate immune response, lower temperatures and dormancy can impact behavioral defenses in host-parasitoid interactions (Nakamura *et al.*, 2011; Le Lann *et al.*, 2014; Ferguson *et al.*, 2016, 2018; Wu *et al.*, 2016; Warsi and Mbata, 2018). It is important to note *H. hebetor* larval development is significantly longer when being reared from hosts that were previously dormant. This may simply be due to competition among the parasitoid larvae, because an increase in developmental time with higher density of *H. hebetor* larvae developing in a single host has previously been noted (Milonas, 2005). Aside from the slightly longer development time, there appear to be no other changes in larval development or adult size in *H. hebetor* developing from previously dormant hosts.

In conclusion, the absence of detrimental effects of storage on *P. interpunctella* combined with the increased production of *H. hebetor* from stored larvae indicates that prolonged storage of 5th instar *P. interpunctella* larvae for mass rearing of *H. hebetor* is a viable option. Furthermore, because *H. hebetor* oviposit on 5th instar *P. interpunctella* and dormancy extends the duration of the 5th larval instar, increasing the time that the moths are susceptible to parasitoid attack would be a clear benefit to parasitoid

mass rearing programs (Akinkulore *et al.*, 2009; Warsi and Mbata, 2018). The ability to produce and maintain a large supply of host insects is a major barrier in parasitoid mass rearing programs (Murai and Loomans, 2001; Saleh *et al.*, 2010; Ovruski and Schliserman, 2012; Sanower *et al.*, 2018). Thus, we join other authors in advocating for using host dormancy to improve the efficacy and cost efficiency of biological control (Mohandass *et al.*, 2007; Li *et al.*, 2014; Sanower *et al.*, 2018).

Acknowledgements. This work was supported by FAO/IAEA joint Coordinated Research Project on Dormancy Management to Enable Mass-rearing grant 18133 to M. M. H. as well as the US National Science Foundation (IOS 1257298 and DEB 1639005), the Florida Agricultural Experiment Station, and the joint FAO/IAEA Coordinated Research Project on Dormancy Management to Enable Mass-rearing to D. A. H. Biochemical analyses were carried out at BCSIR, Bangladesh. The parasitoids were provided by the Bangladesh Agriculture Research Institute (BARI), Gazipur, Bangladesh. The authors would like thank Dr Asif Ahsan, College of Life Science, Zhejiang University, China for assisting with data analysis. The authors are grateful to the Department of Zoology, Rajshahi University for making laboratory facilities available for this work.

Author contributions. M. M. H. and C. G. A. designed the study, M. M. H. and A. S. M. S. R. conducted lab work, M. M. H. and D. A. T. analyzed the data. M. M. H. and C. G. A. wrote the first draft of manuscript, D. A. H. completed the final draft of the manuscript and all authors contributed to the final version.

Conflict of interest. None.

References

- Adedokun TA and Denlinger DL (1985) Metabolic reserves associated with pupal diapause in the flesh fly, *Sarvophaga crassipalpis*. *Journal of Insect Physiology* **31**, 229–233.
- Akinkulore RO, Boyer S, Chen H and Zhang H (2009) Parasitism and host-location preference in *Habrobracon hebetor* (Hymenoptera: Braconidae): role of refuge, choice, and host instar. *Journal of Economic Entomology* **102**, 610–615.
- Alder CS (2001) Comparative efficacy of modified atmospheres against diapausing larvae of *Plodia interpunctella* and other insects in durable products. Proceedings of the International Conference on Controlled Atmosphere and Fumigation in Stored Products, Fresno, CA. 29 Oct. – 3 Nov. 2000, Executive Printing Services, Clovis, CA, USA. pp. 17–24.
- Atapour A, Moharrampour S and Barzegar M (2007) Seasonal changes of fatty acid compositions in overwintering larvae of rice stem borer, *Chilo suppressalis* (Lepidoptera: Pyralidae). *Journal of Asia-Pacific Entomology* **10**, 33–38.
- Becker A, Schlöder P, Steele JE and Wegener G (1996) The regulation of trehalose metabolism in insects. *Experientia* **52**, 433–439.
- Bell CH (1975) Effects of temperature and humidity on development of four Pyralid moth pests of stored products. *Journal of Stored Products Research* **11**, 167–175.
- Bell CH (1976) Factors governing the induction of diapause in *Ephesia elutella* and *Plodia interpunctella* (Lepidoptera). *Physiological Entomology* **1**, 83–91.
- Bell CH (1977) Tolerance of the diapausing stages of four species of Lepidoptera to methyl bromide. *Journal of Stored Products Research* **13**, 110–127.
- Bell CH (1994) A review of diapause in stored-product insects. *Journal of Stored Products Research* **30**, 99–120.
- Bell CH, Bowley CR, Cogan PM and Sharma S (1979) Diapause in twenty-three populations of *Plodia interpunctella* (Hübner) (Lep., Pyralidae) from different parts of the world. *Ecological Entomology* **4**, 193–197.
- Benoit JB, Zhang Q, Jennings EC, Rosendale AJ and Denlinger DL (2015) Suppression of net transpiration by multiple mechanism conserves water resources during pupal diapause in the corn earworm *Helicoverpa zea*. *Physiological Entomology* **40**, 336–342.

- Cagnotti CL, Lois M, Silvia NLP, Botto EN and Viscarret MM (2018) Cold storage of *Trichogramma nerudai* using an acclimation period. *Biological Control* **63**, 565–573.
- Chowanski S, Lubawy J, Spochacz M, Ewelina P, Grzegorz S, Rosinski G and Slocinska M (2015) Cold induced changes in lipid, protein and carbohydrate levels in the tropical insect *Gromphadorhina coquereliana*. *Comparative Biochemistry and Physiology Part A: Molecular & Integrative Physiology* **183**, 57–63.
- Colinet H and Boivin G (2011) Insect parasitoids cold storage: a comprehensive review of factors of variability and consequences. *Biological Control* **58**, 83–95.
- Colinet H, Nguyen TTA, Cloutier C, Michaud D and Hance T (2007) Proteomic profiling of a parasitic wasp exposed to constant and fluctuating cold exposure. *Insect Biochemistry and Molecular Biology* **37**, 1177–1188.
- Danks HV (1987) *Insect Dormancy—an Ecological Perspective*. Ottawa: Biological Survey of Canada.
- Danks HV (2000) Dehydration in dormant insects. *Journal of Insect Physiology* **46**, 837–852.
- Denlinger DL (2002) Regulation of diapause. *Annual Review of Entomology* **47**, 93–122.
- Denlinger DL (2008) Why study insect diapause? *Entomological Research* **38**, 1–8.
- Doherty J-F, Guay J-F and Cloutier C (2017) Early springtime water absorption by overwintering eggs of *Monandrus abietinus* (Hemiptera: Aphididae): possible implications for cold hardiness and diapause termination. *Canadian Entomologist* **150**, 174–179.
- Ellers J and Jervis M (2003) Body size and the timing of egg production in parasitoid wasps. *Oikos* **102**, 164–172.
- Ellers J and Van Alphen JM (2002) A trade-off between diapause duration and fitness in female parasitoids. *Ecological Entomology* **27**, 279–284.
- Ferguson LV, Heinrichs DE and Sinclair BJ (2016) Paradoxical acclimation responses in the thermal performance of insect immunity. *Oecologia* **181**, 77–85.
- Ferguson LV, Kortet R and Sinclair BJ (2018) Eco-immunology in the cold: the role of immunity in shaping the overwintering survival of ectotherms. *Journal of Experimental Biology* **221**, jeb163873.
- Filho SRP, Leite GLD, Soares MA, Alvarenga AC, Paulo PD, Santos LDT and Zanuncio JC (2014) Effects of duration of cold storage of host eggs on percent parasitism and adult emergence of ten Trichogrammatidae species. *Florida Entomologist* **97**, 14–21.
- Gao S, Tang Y, Wei K, Wang X, Yang Z and Zhang Y (2016) Relationships between body size and parasitic fitness and offspring performance of *Sclerodermus pupariae* Yang et Yao (Hymenoptera: Bethyliidae). *PLoS ONE* **11**, e0156831.
- Ghimire MN and Phillips TW (2010) Mass rearing of *Habrobracon hebetor* Say (Hymenoptera: Braconidae) on larvae of the Indian meal moth, *Plodia interpunctella* (Lepidoptera: Pyralidae): effects of host density, parasitoid density, and rearing containers. *Journal of Stored Products Research* **46**, 214–220.
- Glupov VV and Kryukova NA (2016) Physiological and biochemical aspects of interactions between insect parasitoids and their hosts. *Parazitologiya* **50**, 224–242.
- Gourgouta M, Agrafioti P and Athanassiou CG (2021) Insecticidal effect of phosphine for the control of different life stages of the khapra beetle, *Trogoderma granarium* (Coleoptera: Dermestidae). *Crop Protection* **140**, 105409.
- Hahn DA and Denlinger DL (2007) Meeting the energetic demands of insect diapause: nutrient storage and utilization. *Journal of Insect Physiology* **53**, 760–773.
- Hahn DA and Denlinger DL (2011) Energetics of insect diapause. *Annual Review of Entomology* **56**, 103–121.
- Hallman GJ and Denlinger DL (1999) *Temperature Sensitivity in Insects and Application in Integrated Pest Management*. New York: CRC Press, Routledge.
- Hamlin JC, Reed WD and Phillips ME (1931) *Biology of the Indian-Meal Moth on Dried Fruits in California*. Technical Bulletin No. 242. Washington, DC: United States Department of Agriculture, p. 27.
- Harvey JA, Harvey IF and Thompson DJ (1995) The effect of host nutrition on growth and development of the parasitoid wasp *Venturia canescens*. *Entomologia Experimentalis et Applicata* **75**, 213–220.
- Hasan MM, Hasan M, Khatun R, Hossain MA, Athanassiou CG and Bari MA (2020) Mating attributes relating to parasitization and productivity in *Habrobracon hebetor* (Hymenoptera: Braconidae) rearing on host Indian meal moth (Lepidoptera: Pyralidae). *Journal of Economic Entomology* **113**, 1528–1534.
- Howe RW (1965) A summary of estimates of optimal and minimal conditions for population increase of some stored product insects. *Journal of Stored Products Research* **1**, 177–184.
- Joanisse D and Storey K (1996) Oxidative stress and antioxidants in overwintering larvae of cold hardy goldenrod gall insects. *Journal of Experimental Biology* **199**, 1483–1491.
- Jonas-Levi A and Martinez JI (2017) The high level of protein content reported in insects for food and feed is overestimated. *Journal of Food Composition and Analysis* **62**, 184–188.
- Kikukawa S and Masaki S (1984) Interacting effects of photoperiod and scotophase on the diapause response of Indian meal moth, *Plodia interpunctella*. *Journal of Insect Physiology* **30**, 919–925.
- Korel F and Balaban MO (2006) Composition, color and mechanical characteristics of pretreated candied chestnuts. *International Journal of Food Properties* **9**, 559–572.
- Košťál V (2006) Eco-physiological phases of insect diapause. *Journal of Insect Physiology* **52**, 113–127.
- Le Lann C, Lodi M and Ellers J (2014) Thermal change alters the outcome of behavioural interactions between antagonistic partners. *Ecological Entomology* **39**, 578–588.
- Lefevre KS, Koopmanschap AB and de Kort CAD (1989) Changes in the concentration of metabolites in haemolymph during and after diapause in female Colorado potato beetle, *Leptinotarsa decemlineata*. *Journal of Insect Physiology* **35**, 121–128.
- Leopold RA (1998) Cold storage of insects for integrated pest management. In Hallman GJ and Denlinger DI (eds), *Temperature Sensitivity in Insects and Application in Integrated Pest Management*. Boulder, CO, USA: West View Press, pp. 235–267.
- Leopold RA (2007) Colony maintenance and mass-rearing: using cold storage technology for extending the shelf-life of insects. In Vreysen MJB, Robinson AS and Hendrichs J (eds), *Area-Wide Control of Insect Pests*. Dordrecht: Springer, pp. 149–162. https://doi.org/10.1007/978-1-4020-6059-5_13.
- Li Y, Zhang L, Zhang Q, Chen H and Denlinger DL (2014) Host diapause status and host diets augmented with cryoprotectants enhance cold hardiness in the parasitoids *Nasonia vitripennis*. *Journal of Insect Physiology* **70**, 8–14.
- Liu B, Liu J, Sun PP, Ma XN, Jiang Y and Chen F (2015) Sesamol enhances cell growth and the biosynthesis and accumulation of docosahexaenoic acid in the microalga *Cryptocodinium cohnii*. *Journal of Agricultural Food and Chemistry* **63**, 5640–5645.
- Margus A and Lindström L (2020) Prolonged diapause has sex-specific fertility and fitness costs. *Evolutionary Ecology* **34**, 41–57.
- Marshall KE and Sinclair BJ (2018) Repeated freezing induces a trade-off between cryoprotection and egg production in the goldenrod fly, *Eurosta solidaginis*. *Journal of Experimental Biology* **221**, jeb177956.
- Masaki S and Kikukawa S (1981) The diapause clock in a moth: response to temperature signals. In Folett BK and Folett DE (eds), *Biological Clocks in Reproductive Cycles*. Bristol: Wright, pp. 101–112.
- Matsuo Y (2006) Cost of prolonged diapause and its relationship to bodysize in a seed predator. *Functional Ecology* **20**, 300–306.
- Mbata GN (1987) Studies on the susceptibility of groundnut varieties to infestation by *Plodia interpunctella* (Hubner) (Lepidoptera: Pyralidae). *Journal of Stored Products Research* **23**, 57–63.
- Mbata GN and Shapiro-Ilan D (2005) Laboratory evaluation of virulence of Heterorhabditid nematodes to *Plodia interpunctella* Hübner (Lepidoptera: Pyralidae). *Environmental Entomology* **34**, 676–682.
- Mbata GN and Shapiro-Ilan DI (2010) Compatibility of *Heterorhabditis indica* (Rhabditida: Heterorhabditidae) and *Habrobracon hebetor* (Hymenoptera: Braconidae) for biological control of *Plodia interpunctella* (Lepidoptera: Pyralidae). *Biological Control* **54**, 75–82.
- McCarthy MA and Meredith FI (1988) Nutrient data on chestnuts consumed in the United States. *Economic Botany* **42**, 29–36.

- Milonas PG** (2005) Influence of initial egg density and host size on the development of the gregarious parasitoid *Bracon hebetor* on three different host species. *BioControl* **50**, 415–428.
- Mohandass S, Arthur FH, Zhu KY and Throne JE** (2007) Biology and management of *Plodia interpunctella* (Lepidoptera: Pyralidae) in stored products. *Journal of Stored Products Research* **43**, 302–311.
- Moreira H, Pereira SIA, Mench M, Garbisu C, Kidd P and Castro PML** (2021) Phyto management of metal(loid)-contaminated soils: options, efficiency and value. *Frontier Environmental Science* **9**, 661423.
- Munyiri FN, Shintani Y and Ishikawa Y** (2004) Evidence for the presence of a threshold weight for entering diapause in the yellow-spotted long corn beetle, *Psacotheahilaris*. *Journal of Insect Physiology* **50**, 295–301.
- Murai T and Loomans AJM** (2001) Evaluation of an improved method for mass-rearing of thrips and a thrips parasitoid. *Entomologia Experimentalis et Applicata* **101**, 281–289.
- Na JH and Ryou M II** (2000) The influence of temperature on development of *Plodia interpunctella* (Lepidoptera: Pyralidae) on dried vegetable commodities. *Journal of Stored Products Research* **36**, 125–129.
- Nakamura A, Miyado K, Takezawa Y, Ohnami N, Sato M, Ono C, Harada Y, Yoshida K, Kanai S, Miyado M and Umezawa A** (2011) Innate immune system still works at diapause, a physiological state of dormancy in insects. *Biochemical and Biophysical Research Communications* **410**, 351–357.
- Ovruski SM and Schliserman P** (2012) Biological control of Tephritid fruit flies in Argentina: historical review, current status, and future trends for developing a parasitoid mass-release program. *Insects* **3**, 870–888.
- Phillips TW and Strand MR** (1994) Larval secretions and food odors affect orientation in female Indian meal moths, *Plodia interpunctella*. *Entomological Experiment and Application* **71**, 185–193.
- Phillips TW and Throne JE** (2010) Biorational approaches to managing stored-product insects. *Annual Review of Entomology* **55**, 375–397.
- Pullin AS** (1996) Physiological relationships between insect diapause and cold tolerance: coevolution of coincidence? *European Journal of Entomology* **93**, 121–129.
- Rozsypal J, Košťál V, Berková P, Zahradníčková and Šimek P** (2014) Seasonal changes in the composition of storage and membrane lipids in overwintering larvae of the codling moth, *Cydia pomonella*. *Journal of Thermal Biology* **45**, 124–133.
- Sahoo PK, Smith DS, Perrone-Bizzozero N and Twiss JL** (2018) Axonal mRNA transport and translation at a glance. *Journal of Cell Science* **131**, jcs196808.
- Saleh A, Allawi TF and Ghabiesh I** (2010) Mass rearing of *Neochrysocharis formosa* (Westwood) (Eulophidae: Hymenoptera), a parasitoid of leaf miners (Agromyzidae: Diptera). *Journal of Pest Science* **83**, 59–67.
- Sanower W, Mbata GN and Payton ME** (2018) Improvement of reproductive performance of *Habrobracon hebetor*: consideration of diapausing and non-diapausing larvae of *Plodia interpunctella*. *Biological Control* **118**, 32–36.
- Siam A, Zohdy NZM, ElHafez AMA, Moursy LE and Sherif HAEL** (2019) Effect of different cold storage periods of rearing host eggs on the performance of the parasitoid *Trichogramma evanescens* (Westwood) (Hymenoptera: Trichogrammatidae). *Egyptian Journal of Biological Pest Control* **29**, 34.
- Sinclair BJ** (2015) Linking energetics and overwintering in temperate insects. *Journal of Thermal Biology* **54**, 5–11.
- Sinclair BJ and Marshall KE** (2018) The many roles of fats in overwintering insects. *Journal of Experimental Biology* **221**, 1–9.
- Storey JM and Storey KB** (1986) Winter survival of the gall fly larva, *Eurosta solidaginis*: profiles of fuel reserves and cryoprotectants in a natural population. *Journal of Insect Physiology* **6**, 549–556.
- Tzanakakis ME** (1959) An ecological study of the Indian-meal moth *Plodia interpunctella* (Hübner) with emphasis on diapause. *Hilgardia* **29**, 205–246.
- Visser M** (1994) The importance of being large: the relationship between size and fitness in females of the parasitoid *Aphaereta minuta* (Hymenoptera: Braconidae). *Journal of Animal Ecology* **63**, 963–978.
- Warsi S and Mbata GN** (2018) Impact of peanut depth and container size on the parasitism of diapausing and nondiapausing larvae of Indian meal moth (Lepidoptera: Pyralidae) by *Habrobracon hebetor* (Hymenoptera: Braconidae). *Environmental Entomology* **47**, 1226–1232.
- West SA, Flanagan FE and Godfray HCJ** (1996) The relationship between parasitoid size and fitness in the field, a study of *Achrysocharoideswoelferi* (Hymenoptera: Eulophidae). *Journal of Animal Ecology* **65**, 631–639.
- Wharton GW** (1985) Water balance in insects. In Gilbert LI, Iatrou K and Gill SS (eds), *Comprehensive Molecular Insect Science*, Vol. 4. Amsterdam: Elsevier, pp. 565–601.
- Wijayarantne LKW and Fields PG** (2012) Effects of rearing conditions, geographical origin, and selection on larval diapause in the Indian meal moth, *Plodia interpunctella*. *Journal of Insect Science* **12**, 119.
- Williams** (1964) The life history of the Indian meal moth, *Plodia interpunctella* (Hubner) (Lep: Phycitidae) in a warehouse in Britain and on different foods. *Annals Applied Biology* **53**, 459–475.
- Williams JB, Shorthouse JD and Lee RE** (2003) Deleterious effects of mild simulated overwintering temperatures on survival and potential fecundity of rose-galling *Diplolepis* wasps (Hymenoptera: Cynipidae). *Journal of Experimental Zoology* **298A**, 23–31.
- Wu L, Hoffmann AA and Thomson LJ** (2016) Potential impact of climate change on parasitism efficiency of egg parasitoids: a meta-analysis of *Trichogramma* under variable climate conditions. *Agriculture, Ecosystems & Environment* **231**, 143–155.
- Yocum GD, Buckner JS and Fatland CL** (2011) A comparison of internal and external lipids of non-diapausing and diapause initiation phase adult Colorado potato beetles, *Leptinotarsa decemlineata*. *Comparative Biochemistry and Physiology, Part B* **159**, 163–170.
- Yoder JA and Denlinger DL** (1991) Water balance in the flesh fly pupae and water vapor absorption associated with diapause. *Journal of Experimental Biology* **157**, 273–286.
- Zhou G and Miesfeld RL** (2009) Energy metabolism during diapause in *Culex pipiens* mosquitoes. *Journal of Insect Physiology* **55**, 40–46.