

The Journal of Laryngology and Otology

EDITED BY
WALTER HOWARTH

WITH THE ASSISTANCE OF
V. E. NEGUS AND F. W. WATKYN-THOMAS

Contents

AN INVESTIGATION OF THE PART PLAYED BY ALLERGY
OR SENSITIZATION AS A FACTOR IN PREDISPOSING
THE MUCOUS MEMBRANE OF THE NASAL PASSAGES
AND THE PARANASAL SINUSES TO INFECTION AND
ITS BEARING UPON THE TREATMENT OF DISEASE
OF THESE CAVITIES J. A. MUNRO CAMERON

A NOTE ON THE LIGHT REFLEX AND THE PERMANENT
PERFORATION OF THE TYMPANIC MEMBRANE N. ASHERSON

CLINICAL RECORD—

TIP OF THE NOSE COMPLETELY SEVERED AND
SUTURED THREE HOURS AFTER THE
ACCIDENT J. N. ROY

SOCIETIES' PROCEEDINGS—


ROYAL SOCIETY OF MEDICINE—SECTION OF OTOLGY

ABSTRACTS—

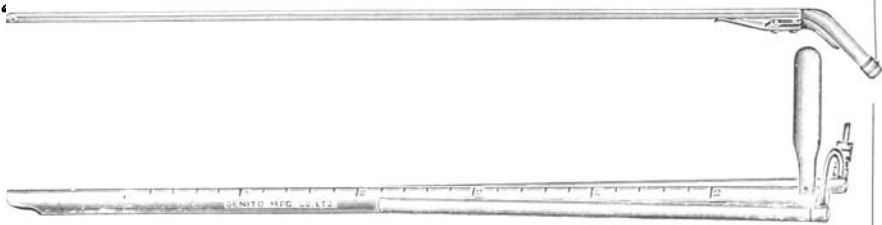
THE EAR	THE LARYNX
THE NOSE AND ACCESSORY SINUSES	THE TONSIL AND PHARYNX
	MISCELLANEOUS

OBITUARY—FRANK ATCHERLEY ROSE GENERAL NOTES

London
Headley Brothers
109 Kingsway, W.C.2



**NEGUS' ENDOSCOPIC TABLE
WITH SUCTION PUMP**



**Oesophagoscope with detachable Suction Tube and Proximal
Lighting as designed for V. E. NEGUS, M.S., F.R.C.S.
Obtainable in 4 sizes**

MADE BY

THE G_{ENITO.} U_{RINARY} MFG. CO. LTD.

28a DEVONSHIRE STREET, LONDON, W.1

Telephone:
WELBECK 3520, 3529


Telegrams:
CYSTOSCOPE, WESDO, LONDON

Please mention *The Journal of Laryngology* when replying to advertisements

GUY'S SILENT SUCTION APPARATUS

as made for

WM. MAYHEW MOLLISON, C.B.E., F.R.C.S.

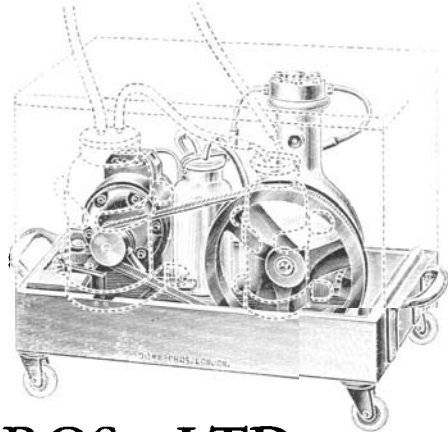


“ An efficient *silent* suction apparatus is essential in many throat investigations and operations and indeed is used for many operations on other parts of the body.

“ The above illustration shows an Electric Suction Apparatus which can rightly claim to be more efficient than the apparatus generally in use. The suction is continuous and so powerful that clots of blood and the most tenacious mucus are quickly removed. The apparatus is quiet and can easily be moved about the operation theatre and from one theatre to another. It is possible to use it for intra-tracheal

insufflation at the same time as suction since the pump delivers sixty litres of air per minute. The valves in the cylinder head are strong and specially designed for silence in operation and the sump of the machine carries enough oil for six months' continuous use; this ensures efficiency with the minimum of attention. The entire unit is mounted in a robust mahogany case which is fitted with four rubber-tyred castors. On the side of the case two large screw necked bottles are mounted. These bottles are the commercial “Kilner” type and can therefore be replaced with the minimum of expense. Blood and other fluids are removed from the operating field by the suction plant and find their way into the big bottle. The second bottle is a safety trap in the unlikely event of the first bottle becoming full at a moment when it is inconvenient to change it.

“ There are no resistances to regulate the speed and in order to use the apparatus it is only necessary to connect it to the main electrical supply.” The makers are Down Bros., Ltd., London.



DOWN BROS., LTD.

21 & 23 ST. THOMAS'S STREET, LONDON, S.E.1

(Opposite Guy's Hospital)

and at 22a CAVENDISH SQUARE, LONDON, W.


Telephone : MAYFAIR 0406

Please mention *The Journal of Laryngology* when replying to advertisements

DeVilbiss

AEROL ATOMIZER COMBINATION No. 100

Price of Complete Outfit	6/-
2 oz. refills	2/6
1 oz. refills	1/9



This highly efficient DeVILBISS Outfit meets the demand for a dependable nose and throat Atomizer already filled with an approved solution. It forms a convenient prescription in cases of common colds, influenza, catarrh, sore throats and hay-fever.

The Aerol Compound in this Atomizer contains Camphor-Menthol, Oil Pine Needles, Oil Cinnamon, Oil Thuja Occidentalis, Chlorbutol and Neutral Hydrocarbon Oil.

Obtainable from all chemists or from the Sole Distributors in the United Kingdom.

**AEROGRAPH COMPANY
LIMITED**

43 Holborn Viaduct, London, E.C.1

CVS-68

THIRD EDITION. FULLY REVISED AND ENLARGED.
Demy 800, 490 pp. 250 Text Illustrations and 19 plates (of which 8 are in colour). 20s. net, postage 9d.

DISEASES OF THE NOSE, THROAT AND EAR

For Practitioners and Students

Edited by **A. LOGAN TURNER, M.D., LL.D., F.R.C.S.E.**
Consulting Surgeon, Ear and Throat Department, Royal Infirmary, Edinburgh

With the collaboration of
**J. S. FRASER, M.B., F.R.C.S., W. T. GARDINER, M.C., M.B., F.R.C.S., J. D. LITHGOW, M.B., F.R.C.S.,
 G. EWART MARTIN, M.B., F.R.C.S., and DOUGLAS GUTHRIE, M.D., F.R.C.S.**

"There is no other book which includes laryngology and otology with such success. . . . The present edition should surpass the previous issues in popularity."—*British Medical Journal.*

Bristol: John Wright & Sons Ltd. New Illustrated Catalogue free. London: Simpkin Marshall Ltd.

For Advertisement space in this Journal and all matters with regard to subscriptions, write to:
HEADLEY BROTHERS, 109 Kingsway, London, W.C.2

Please mention *The Journal of Laryngology* when replying to advertisements

THE GOLDEN SQUARE THROAT, NOSE AND EAR HOSPITAL

Near Piccadilly Circus
LONDON, W.1

(Gerrard 4058)

HONORARY MEDICAL STAFF

SURGEONS: Mr. Lionel Colledge; Mr. Gilbert Chubb; Mr. F. Cunliffe Ormerod; Mr. A. R. Dingley; Mr. Gilbert H. Howells; Mr. J. F. Simpson.

ASSISTANT SURGEONS: Mr. J. C. Hogg; Mr. J. Roydon Peacock; Mr. J. P. Monkhouse.

Physician: Dr. C. E. Iakin.

Neurologist: Dr. L. R. Yealland.

OPHTHALMOLOGIST: Mr. F. A. Williamson-Noble.

GENERAL SURGEON: Mr. J. B. Hunter.

DENTAL SURGEON: Mr. B. Mendleson.

RADIOLOGIST: Dr. Edith Hope.

ANÆSTHETISTS: Dr. G. I. Moriarty; Dr. A. W. Matthew; Dr. S. Coffin; Dr. J. H. T. Challis;

Dr. F. Longhurst; Dr. D. Lewis; Dr. G. Hochschild; Dr. G. Edwards; Dr. Blair Gould.

The Hospital has **101 Beds** for In-patients and an annual Out-patient attendance of over **50,000**.

CLINICAL INSTRUCTION

Clinical instruction in the Diagnosis and Treatment of Diseases of the Ear, Nose and Throat is given in the Out-patient Department from 2 to 5 p.m. daily, and on Tuesdays and Thursdays from 6 to 9 p.m. also. Major operations are performed every morning and afternoon, except Saturdays, in the In-patient Operating Theatres. Minor operations are performed in the Out-patient Operating Theatre on three mornings a week.

Practitioners and Medical Students are admitted to the practice of the Hospital as Post-Graduates. Clinical Assistants, whose duty it is to assist the staff, are appointed as vacancies occur.

For further information apply to the Dean: **GILBERT H. HOWELLS.**

In addition to the General Wards, there are Semi-private Wards and 11 Private Rooms. The charge for a Private Room is 7 guineas a week, plus a fee for the surgeon.

Further particulars may be obtained from F. P. CARROLL, *Secretary-Superintendent.*

CENTRAL LONDON THROAT, NOSE AND EAR HOSPITAL

GRAY'S INN ROAD
(Near King's Cross Stations)

DAILY CLINICS. LECTURES ON FRIDAYS, 4 p.m.

OVER 11,000 NEW PATIENTS YEARLY. 50,000 ATTENDANCES.

IN-PATIENT DEPARTMENT (Hospital and Recovery Home), 104 BEDS.

COURSES IN ANATOMY AND PHYSIOLOGY by a Teacher in Anatomy for Part I of the D.L.O. Examination, and **CLINICAL COURSES** by the Honorary Medical Staff for Part II of the Examination are given twice yearly.

COURSES IN METHODS OF EXAMINATION AND DIAGNOSIS at frequent intervals.

SURGEONS

Mr. HAROLD KISCH

Mr. C. GILL-CAREY

Mr. ARCHER RYLAND

Mr. J. D. McLAGGAN

Mr. F. W. WATKYN-THOMAS

Mr. W. A. MILL

ASSISTANT SURGEONS

Mr. A. LOWNDES YATES, Mr. N. ASHERSON, Mr. W. G. SCOTT-BROWN

CLINICAL ASSISTANTS

Are appointed from among those duly qualified gentlemen who have been enrolled as Post-Graduate Students of the Hospital.

Further particulars on application to

J. D. McLAGGAN, M.A., F.R.C.S., *Dean.*

JOHN H. YOUNG, *Secretary-Superintendent*

Please mention *The Journal of Laryngology* when replying to advertisements

Mail Your Order Now!

PROBLEMS OF THE DEAF

By **MAX A. GOLDSTEIN, M.D., F.A.C.S.**

610 Pages—273 Illustrations—Leather Bound

\$6.00 Postage prepaid

An unusual, authoritative and comprehensive volume of XIX chapters, covering every phase of work with the Deaf, Deafened and Speech Defective, by an otologist and teacher of 40 years' experience, including :

Chronological History of Deafness—Anatomy and Physiology—Mechanics of Speech—Speech Defects—Cerebral Localization—Hearing Tests—Methods of Instruction—The Acoustic Method—Training of Teachers—The Deaf Child—Hard-of-Hearing Child—Physician and Deaf Child—Parent of Deaf Child—Deafened Adult—Hearing Aids—Schools for the Deaf—Quacks and Quackeries—Research.

Published by **THE LARYNGOSCOPE PRESS**

912 South Kingshighway

ST. LOUIS, MO.



**THE
INTRA-NASAL IONIZER**

Pat. No. 373803

**for HAY-FEVER and
NON-SUPPURATIVE RHINITIS**

(Incorporating the new electrode described by Mr. Philip Franklin
in the *Medical Press and Circular*, March 20th, 1935)

This apparatus has been designed for applying current to the nasal tissues
for the treatment of Hay Fever and Paroxysmal Rhinitis by ionization.

The apparatus consists of positive
and negative electrodes through
which is conveyed a galvanic current
from a battery as shown in the illus-
tration, and which was described by
Mr. Philip Franklin, F.R.C.S., in the
H.M.J., June 27th, 1931. A new
type of electrode has recently been
designed and these are incorporated
in the instrument.

PRICES :
Complete outfit, as illustrated,
£6 18s. 6d.
Nasal electrode, headband, knee pad
electrode and flexes only
£1 8s. 6d.

**Theodore Hamblin
Ltd.,**
15 Wigmore Street,
London, W.1

Please mention *The Journal of Laryngology* when replying to advertisements

The Journal of Laryngology and Otology

(Founded in 1887 by MORELL MACKENZIE and NORRIS WOLFENDEN)

EDITED BY

WALTER HOWARTH

ASSISTED BY

V. E. NEGUS AND F. W. WATKYN-THOMAS

1. Original Articles are accepted on the condition that they have not been published elsewhere.
2. Manuscripts should be typewritten, on one side only of the paper, and well spaced.
3. Galley proofs and engraver's proofs of illustrations are sent to the author. Corrections, which should be kept to a minimum, must be clearly marked and no additional matter added.
4. Orders for reprints should be sent when returning galley proofs, and for this purpose special forms are supplied, on which the price of the reprints is stated.
5. Authors of Original Communications on Oto-Laryngology in other Journals are invited to send a copy, or two reprints, to the *Journal of Laryngology*. If they are willing, at the same time, to submit their own abstract (in English, French, Italian, or German) it will be welcomed.
6. Editorial Communications may be addressed to THE EDITOR, *Journal of Laryngology*, c/o HEADLEY BROTHERS, 109 Kingsway, London, W.C.2.
7. The Annual Subscription commencing with the January issue is Two Pounds sterling, post free, and is payable in advance.
8. Single copies, both of the present and the previous series, are on sale at Four Shillings each.
9. All Subscriptions, advertising and business communications should be sent to the Publishers, HEADLEY BROTHERS, 109 Kingsway, London, W.C.2.

United States of America

Orders for this Journal, for single parts or yearly subscriptions, may be sent either through a local bookseller, or to Messrs. G. E. STECHERT & Co., 31-33 East 10th Street, New York.

Please mention *The Journal of Laryngology* when replying to advertisements

The Catalogue of the Onodi Collection

describes and illustrates the famous collection which is now in the Museum of the Royal College of Surgeons of England.

Copies, strongly bound in library cloth and containing 132 pages of descriptive matter and 45 plates, may be obtained for 10/- post free.

Copies of a wallet containing the plates only, printed especially for demonstration purposes, and for use in an epidiascope, can be obtained for 5/- post free.

HEADLEY BROTHERS

109 KINGSWAY, LONDON, W.C.2

BINDING

Journal of Laryngology & Otology

Subscribers wishing to have their Journals bound can do so by sending them to the Publishers.

Volumes are strongly bound in whole dark blue buckram cases, with gilt tops and gold lettering on spine. The cost of binding is 8s. 6d. per volume including postage.

Any missing parts can be supplied at 4s. each, or the whole volume, complete in the above binding, for 45s. 6d.

Publishers' cases can be supplied for 3s. 6d.

HEADLEY BROTHERS, 109 KINGSWAY, LONDON, W.C.2

Please mention *The Journal of Laryngology* when replying to advertisements

CONTENTS

	PAGE
AN INVESTIGATION OF THE PART PLAYED BY ALLERGY OR SENSITIZATION AS A FACTOR IN PREDISPOSING THE MUCOUS MEMBRANE OF THE NASAL PASSAGES AND THE PARANASAL SINUSES TO INFECTION AND ITS BEARING UPON THE TREATMENT OF DISEASE OF THESE CAVITIES. J. A. Munro Cameron, Glasgow	493
A NOTE ON THE LIGHT REFLEX AND THE PERMANENT PERFORATION OF THE TYMPANIC MEMBRANE. N. Asherson, London	512
CLINICAL RECORD—	
Tip of the Nose Completely Severed and Sutured Three Hours after the Accident. J. N. Roy, Montreal	518
SOCIETIES' PROCEEDINGS—	
Royal Society of Medicine—Section of Otology	521
ABSTRACTS—	
The Ear	547
The Nose and Accessory Sinuses	551
The Larynx	557
The Tonsil and Pharynx	560
Miscellaneous	561
OBITUARY—	
Frank Atcherley Rose	563
GENERAL NOTES	566

ADVERTISEMENTS

For information regarding rates for Advertisements in
this Journal and space available, apply to

HEADLEY BROTHERS, 109 KINGSWAY, LONDON, W.C.2

to whom also all communications with regard to
Subscriptions should be addressed.