

December  
1994

# The Journal of Laryngology and Otology



Founded in 1887 by Morell Mackenzie & Norris Wolfenden

Edited by NEIL WEIR

Assistant Editors CAROL WENGRAF, RICHARD RAMSDEN, PETER RHÏS EVANS,  
DAVID PROOPS, VALERIE LUND, HENRY GRANT, ANDREW JONES & GUY KENYON

Book Review and Abstracts Editor JOHN B. BOOTH

Emeritus Advisor in Pathology IMRICH FRIEDMANN

Advisors in Pathology BRIAN MANNERS, CHRISTOPHER MILROY, KENNETH MACCLELLAND &  
LESLEY SMALLMAN

Advisor in Audiology LINDA LUXON

Advisors in Radiology GLYN LLOYD & PETER PHELPS

Advisors in Statistics ANTHONY HUGHES & PETER KELLY

Production Editors GILLIAN GOLDFARB & INGA MCKENZIE

Vol 108  
No 12

# The Journal of Laryngology and Otology

(Founded in 1887 by MORELL MACKENZIE and NORRIS WOLFENDEN)

Edited by NEIL WEIR

Assistant Editors CAROL WENGRAF, RICHARD RAMSDEN, PETER RHÛS EVANS,  
DAVID PROOPS, VALERIE LUND, HENRY GRANT, ANDREW JONES & GUY KENYON  
Book Reviews and Abstracts Editor JOHN B. BOOTH

Production Editors GILLIAN GOLDFARB & INGA MCKENZIE

## INSTRUCTIONS FOR AUTHORS

1. Original articles which have not been published elsewhere are invited and should be sent to the Editor. They are considered for publication on the understanding that they are contributed to this *Journal* solely. Reproduction elsewhere, in whole or in part, is not permitted without the previous written consent of the Author and Editor and the customary acknowledgement must be made. Normally an original main article should not exceed 7500 words.

Longer articles or theses will be considered for publication as *Supplements*, at the expense of the authors or their employing authorities.

2. Manuscripts should be **typewritten in duplicate** on one side of the paper only (A4 297x210 mm) and double spaced, with wide margins.

Begin each component on a new page in the following sequence: title page, abstract, text, acknowledgements, references, tables and legends.

(a) **Abstract**—This should contain not more than 150 words and include a statement of the problem, the method of study, results and conclusions; a 'summary' section should **not** be included in the main manuscript.

(b) **Key Words**—only those appearing as Medical Subject Headings (MeSH) in the supplement to the Index Medicus may be used; where no appropriate word(s) are listed those dictated by common sense/usage should be supplied.

(c) **Text**—Suggested outline—(1) introduction, (2) materials and methods, (3) results, (4) discussion, (5) conclusion.

(d) **Tables** are adjuncts to the text and should not repeat material already presented.

(e) **Illustrations**—Two sets of illustrations, one with each copy of the manuscript, must be submitted and all authors should remember that the single column width is 80mm. One set of illustrations should, therefore, not exceed this width and they should ensure that the essential features are illustrated within this dimension.

Coloured illustrations will be charged to authors, unless a special grant is authorized by the Editor.

Written permission from the publisher must be provided to the *Journal* in order to republish material with copyright elsewhere and also from the senior author where necessary.

(f) **Measurements** must be in metric units, with *Système Internationale* (SI) equivalents given in parentheses.

(g) **References**—For *Journal* articles, The Harvard system of recording references should be used, e.g. Green, C. and Brown, D. (1951) The tonsil problem. *Journal of Laryngology and Otology* 65: 33–38. A paper written by more than two authors should be abbreviated in the text, e.g. Green *et al.* (1951), but *all* the authors should be given in the list of references. The titles of all Journals should be given without abbreviation. **References should be listed in alphabetical order**; use of the Vancouver system will **not** be accepted.

For single-author books, the following style should be used: Green, C. (1951) *The tonsil problem*, 2nd Edition, vol. 1, Headley Brothers Ltd., Ashford, Kent, pp 33–38.

For papers in multi-author books with one or more editors, the reference should include the title of the chapter and the names of the editors, together with the number of the edition as eg: Brown, D. (1951) Examination of the ear. In *Diseases of the Ear, Nose and Throat*. 2nd Edition. (White, A., Black, B., eds.), Headley Brothers Ltd, Ashford, Kent, pp 33–38.

**It is most important that authors should verify personally the accuracy of every reference before submitting a paper for publication. The names of authors cited in the References should be given in alphabetical order.**

(h) **Drugs**—The proper names of drugs must be used. One reference can be made to the brand name if it is felt to be important to the study.

(i) **Meetings**—If the manuscript was presented at a meeting, the place where it was held, and the date on which it was read must be included and should appear at the foot of the title page.

(j) **Financial disclosures**—In the submission letter to the Editor, the authors must list all affiliations with or financial involvement in, organizations or entities with a direct financial interest in the subject matter or material of the research discussed in the manuscript.

(k) **Declaration**. Each manuscript must be accompanied by a letter of declaration to be signed by each author to confirm that they have seen, read and approve the contribution bearing their name.

(l) **Rejections**—All manuscripts which are rejected will no longer be returned to the authors. Those submitting papers should, therefore, ensure that they retain at least one copy and the reference numbers, if any, of the illustrations. The only exception to this will be those manuscripts with colour illustrations which will be returned *automatically* by Surface Mail.

(m) **Facsimile (FAX)**. All authors should send a Facsimile number whenever possible to speed communication; this particularly applies to those outside the United Kingdom. Manuscripts with no visual illustrations (X-rays/pathology) may be sent by facsimile.

3. Page proofs are sent to authors for corrections, which should be kept to a minimum; they must be clearly marked, and no extra matter added. Proofs should be returned within 5 days.

4. Orders for reprints must be sent when returning page proofs, and for this purpose special forms are supplied.

5. Editorial communications may be addressed to **The Editor, Journal of Laryngology and Otology, c/o Headley Brothers Ltd., The Invicta Press, Ashford, Kent TN24 8HH or sent by FAX (0483 451874).**

6. **The annual subscription is £95.00 Institutions & Libraries US\$190.00; £85.00 Individuals US\$170.00; £45.00 Registrars, Residents and Interns.** (Those in training should submit a certificate from The Head of the Department giving details of their appointment; those who qualify must supply their *home* address for mailing direct). Claims to be made for missing issues within 6 months of each publication date.

7. Single copies of current or back numbers (when available) will be on sale at £12.00 each (including postage).

8. **SUPPLEMENTS** published at 'irregular' intervals with subscription, available separately on request.

9. All subscriptions, advertising and business communications should be sent to the publishers, or subscription agents.

**HEADLEY BROTHERS LTD,**

THE INVICTA PRESS, ASHFORD, KENT.

© *Journal of Laryngology and Otology Ltd., 1994*

ISSN 0022-2151


Second class postage paid Rahway, N.J.

Postmaster: Send address corrections to The Journal of Laryngology and Otology, c/o Mercury

Airfreight International Ltd. Inc., 2323 Randolph Avenue, Avenel, N.J. 07001. Frequency of Publication: Monthly.

# Laryngoscopes from KARL STORZ:

## A range to meet all requirements



Varying anatomic conditions and fields of application call for various types of laryngoscope. KARL STORZ offers the necessary diversity to meet all requirements: laryngoscopes which prove their superiority in the practice, in outpatient departments and in clinical operations. Hopkins rod lens telescopes ensure brilliant images in all forms of indirect laryngoscopy. For direct laryngoscopy there are excellent laryngoscopes available, developed in collaboration with leading authorities in this field, which will

never let you down even under difficult anatomical conditions. Special versions for endolaryngeal microsurgery and a complete range of corresponding operating instruments complete the program which has all the quality features associated with the name of KARL STORZ.

KARL STORZ GMBH & CO.  
Mittelstr. 8, Postfach 230  
D-7200 Tuttlingen/West Germany  
Cable: Endoskopie  
Phone: (07461) 7080, Telex: 762656 storz d  
Teletex: 746 118, Telefax: (07461) 708105

KARL STORZ Endoscopy - America, Inc.  
10111 W. Jefferson Boulevard, Culver City,  
California 90232-3578, Phone: (213) 558 1500,  
Telex: 910-340-6372 k storz culv.  
Telefax: 213 280 2504

KARL STORZ Endoscopia Latino-America  
815 N.W. 57 AV, Suite No. 342  
Miami, Florida 33126  
Phone: KSLA (305) 262 - 8980  
Telex: 510 601 6506, Telefax: (305) 262 - 8986

United  
Kingdom  
agents:



**RIMMER BROTHERS**

Aylesbury House,  
Clerkenwell Green, London EC1R 0DD  
Tel: 071-251 6494

**STORZ**  
KARL STORZ—ENDOSKOPE

For more informations please send me  
the catalogue  
ENT

HNO 11

Month after Month,  
Cover to Cover  
*The BEST in Otolaryngology*

THE  
**Laryngoscope**  
FOUNDED IN 1896


J. Gershon Spector, M.D.  
Editor

10 So. Broadway • Suite 1401  
St. Louis, MO 63102



U.S. \$110.00 per year      Outside U.S. \$135.00 per year  
Institutional Rate: U.S. \$150.00 per year • Outside U.S. \$175.00 per year

*INVEST IN YOURSELF*



OFFICIAL JOURNAL OF THE  
AMERICAN LARYNGOLOGICAL ASSOCIATION

1994 ANNUAL SUBSCRIPTION RATES


	RESIDENT*	INDIVIDUAL*	INSTITUTIONAL
US	<input type="checkbox"/> \$52.00	<input type="checkbox"/> \$ 99.00	<input type="checkbox"/> \$148.50
FOREIGN	<input type="checkbox"/> \$64.00	<input type="checkbox"/> \$119.00	<input type="checkbox"/> \$168.50

\*Individual, resident, and student subscriptions must be in the individual's name and must be billed to and paid for by the individual.

NEW SUBSCRIBERS RECEIVE 2 ISSUES  
FREE WITH PAID SUBSCRIPTION



Mail to or call:  
ANNALS PUBLISHING CO  
4507 LACLEDE AVENUE  
ST LOUIS, MISSOURI 63108  
(314) 367-4987  
FAX (314) 367-4988



- MONTHLY ISSUES • SUPPLEMENTS
- PEER REVIEWED • CLINICAL AND RESEARCH
- IMAGING CASE STUDIES • PATHOLOGY CONSULTATIONS
- LETTERS TO THE EDITOR • BOOK REVIEWS

*For Advertisement Rates and Space  
in this Journal apply to*

**The Advertisement  
Manager**

## **THE JOURNAL OF LARYNGOLOGY AND OTOTOLOGY**

**Headley Brothers Limited  
The Invicta Press  
Ashford  
Kent TN24 8HH  
Tel: (0233) 623131  
Fax: (0233) 612345, 641471, 622704**

## **THE WHIPPS CROSS HOSPITAL PART II F.R.C.S. (E.N.T.) COURSE**

**27th FEBRUARY – 3rd MARCH 1995**

**FEE: £350.00 (Non-residential)  
Closing date: 20th JANUARY 1995**

Intensive programme to include tutorials by distinguished invited Otolaryngologists, controversial issues, mock clinical examinations and vivas, with emphasis on clinical examination techniques.

Candidates must possess the Primary Fellowship and numbers will be restricted to 20.

**Course Supervisors:**

**Nicholas Frootko M.Sc., F.R.C.S.,  
Whipps Cross Hospital, London**

**Patrick Bradley F.R.C.S.,  
Queens Medical Centre, Nottingham**

Approved for Study Leave under Section HM(67)27.

Application forms and accommodation information from:

**The Centre Manager  
Medical Education Centre  
Whipps Cross Hospital, LONDON, E11 1NR**

## **THE NINTH BRITISH ACADEMIC CONFERENCE IN OTOLARYNGOLOGY**

**Manchester 9 – 14<sup>th</sup> July 1995**

Master : Mr Andrew W Morrison, FRCS



The next conference will be held in the University of Manchester Institute of Science and Technology. Distinguished invited international contributors will present and discuss recent developments in otolaryngology, head and neck surgery. Main topic sessions will include :

- Sensorineural deafness
- Skull base surgery
- Chronic rhinosinusitis
- Phoniatics and voice surgery
- Controversies in Head and Neck Surgery
- Controversies in Otolaryngology
- Facial plastic surgery
- Carcinoma of the larynx
- Otitis media with effusion
- ORS main topic session
- Controversies in Rhinology
- Facial palsy

Instructional Sessions will be held in small seminar groups, and there will be six Mini-Symposia :

- Allergy
- Education and training in ENT
- Cochlear and osseointegrated implants
- Swallowing, aspiration and dysphagia
- Molecular biology and ENT
- Electrophysiology in ENT

There will be temporal bone dissection demonstrations, a continuous programme of video films, and both Scientific and Trade Exhibitions, together with a full social programme for delegates and spouses. Further details and a copy of the Preliminary Notes may be obtained from the Conference Secretary :

Ms Barbara Komoniewska  
British Association of Otolaryngologists  
The Royal College of Surgeons of England, 35 – 43 Lincoln's Inn Fields, London WC2A 3PN, England  
Telephone : 071 404 8373 Facsimile : 071 405 0318

## ARE YOU A SUBSCRIBER TO THE J.L.O.?

*TEN good reasons why you should:*

Each issue contains 40 per cent more material.

Main Articles, Case Reports and Short Communications from all over the world.

Quarterly Book Review Service.

Selected Abstract Service each month.

Period between acceptance and publication cut to six months or less.

Subscribers receive all supplements produced in that year.

Every 10 years, complete index issue published—included in the subscription (next issue will appear at the end of 2002).

Reduced subscription rates for those in training (Registrars/Residents/Interns).

Subscription normally tax deductible. (Those in training should submit a certificate from the Head of the Department giving details of their appointment; those who qualify must supply their *home* address for mailing direct.)

The J.L.O. has now been published for more than a century and remains excellent value for money—so why not have your own individual copy and give yourself everyday access!

## THE JOURNAL OF LARYNGOLOGY AND OTOTOLOGY

### 1995 SUBSCRIPTION RATES

£85.00      US\$170.00

### \*REGISTRARS, RESIDENTS AND INTERNS

£45.00

\* With confirmation of status from head of department

NAME \_\_\_\_\_

ADDRESS \_\_\_\_\_

\_\_\_\_\_

POSTCODE (ZIP CODE) \_\_\_\_\_

NEW

PAYMENT ENCLOSED†

RENEWAL

BILL ME

REGISTRAR

† Cheques must be in pounds sterling or US dollars drawn on a US bank payable to Headley Brothers Ltd.

Claims within 6 months of each publication date.

*The Journal of Laryngology and Otology is published monthly by*

**HEADLEY BROTHERS LTD**  
**The Invicta Press, Queens Road, Ashford,**  
**Kent TN24 8HH, England**  
**Tel: 0233 623131      Fax: 0233 612345**

# J.L.O. (1984) LIMITED

## Company limited by Guarantee

### Reg No: 1865175 England

In 1984, The Journal ceased to become a Limited Company with shareholders and instead became a registered charity under the Companies Act, limited by guarantee and without having a share capital. A Memorandum of Association was drawn up and the Association acquired the assets of the Journal of Laryngology and Otology Limited. Former shareholders were invited to become members of the Association and all those who undertook to do so, gave a Guarantee that should the association need to be wound up, they would contribute a sum not exceeding £20.

**Annual General Meeting.** This is normally held each year in early November, and it is to the Members of the Association that invitations are issued. Any individual paying a full subscription who would like to become a member of the Association is asked to write to the Editor, c/o Headley Brothers, confirming that he or she will make such a guarantee of £20 if the occasion were to arise. Applications for membership may be made at any time. It is hoped that more full subscribers will take up this offer and attend the Annual General Meeting so that there can be a more lively exchange of views between them, and the Editorial staff and publishers.

## The Journal of Laryngology and Otology

An international journal founded in 1887.

A leading international journal, published monthly, and containing original scientific articles and clinical records in all fields of Otology, Rhinology and Laryngology.

Distributed by subscription to Surgeons, Consultants and Students throughout the United Kingdom and to many overseas countries.

### **Note to Advertisers:**

Trimmed size: 297 × 210 mm  
Type area: 250 × 170 mm  
Half-tone screen: 133

For further details please contact:

The Advertisement Manager  
The Journal of Laryngology and Otology  
Headley Brothers Limited  
The Invicta Press  
Ashford Kent TN24 8HH  
Telephone: 0233 623131  
Fax: 0233 612345, 641471 and 622704

# VERTIGO

# CONTROL



## NON-SEDATIVE\* CONTROL

\*Aantaa E. *Acta Otolaryngol (Stockh)* 1991; **Suppl.479**: 44-47.  
**Presentation** A white, flat round tablet imprinted '267' on one face, 'DUPHAR' on the reverse, each tablet containing 16mg betahistine dihydrochloride. Available in packs of 84 tablets. Basic NHS price £18.03. PL0512/0088.

**Indications** Vertigo, tinnitus and hearing loss associated with Ménière's syndrome.

**Dosage and Administration** Adults (including the elderly): Initially one tablet three times daily, taken preferably with meals.

**Maintenance dose:** 24-48mg daily. **Children:** No dosage recommendations are made for children.

**Contra-indications, Warnings, etc.** **Contra-indications:** Phaeochromocytoma. **Precautions:** Caution is advised in the treatment of patients with a history of peptic ulcer. Clinical intolerance to Serc in bronchial asthma patients has been shown in a relatively few patients and therefore caution should be exercised when administering betahistine to patients with bronchial asthma. The usual precautions should be observed when

# Serc®-16

betahistine 16mg

## FOR VERTIGO due to Ménière's syndrome

administering Serc to patients in pregnancy. **Side-effects:** Relatively few side-effects have been reported, they include gastro-intestinal upset, (including dyspepsia), headache, skin rash and pruritus.

**Legal Category** POM.

**Further information is available from the Product Licence Holder:** Duphar Laboratories Limited, Gaters Hill, West End, Southampton SO18 3JD. Tel: 0703 472281.

A member of the Solvay Group.  
**Date of preparation:** August 1994

 **DUPHAR  
LABORATORIES**