

**March  
1988**

# The Journal of Laryngology and Otology



Founded in 1887 by Morell Mackenzie & Norris Wolfenden

**Vol 102  
No 3**

Edited by JOHN B. BOOTH

Assistant Editors DAVID WRIGHT, NEIL WEIR, PATRICK BEASLEY & CAROL WENGRAF

Adviser in Pathology IMRICH FRIEDMANN

# The Journal of Laryngology and Otology

(Founded in 1887 by MORELL MACKENZIE and NORRIS WOLFENDEN)

EDITOR

JOHN B. BOOTH

ASSISTANT EDITORS

DAVID WRIGHT, NEIL WEIR, PATRICK BEASLEY AND CAROL WENGRAF

## INSTRUCTIONS FOR AUTHORS

1. Original articles which have not been published elsewhere are invited and should be sent to the Editor. They are considered for publication on the understanding that they are contributed to this *Journal* solely. Reproduction elsewhere, in whole or in part, is not permitted without the previous written consent of the Author and Editor and the customary acknowledgement must be made. Normally an original main article should not exceed 7500 words.

Longer articles or theses will be considered for publication as *Supplements*, at the expense of the authors or their employing authorities.

2. Manuscripts should be typewritten in duplicate on one side only of the paper (A4 297×210 mm) and double spaced, with wide margins.

Begin each component on a new page in the following sequence: title page, abstract, text, acknowledgements, references, tables and legends.

(a) **Abstract**—This should contain not more than 150 words and include a statement of the problem, the method of study, results and conclusions; a 'summary' section should *not* be included in the main manuscript.

(b) **Text**—Suggested outline—(1) introduction, (2) materials and methods, (3) results, (4) discussion, (5) conclusion.

(c) **Tables** are adjuncts to the text and should not repeat material already presented.

(d) **Illustrations** should be of sufficient size that when reduced for publication, the features are still clearly visible, indicators such as arrows must remain clearly identifiable and that labelling is still legible. Reproductions of X-rays, photomicrographs, CT scans, etc. should ideally be trimmed before submission; alternatively an overlay or other copy should also be provided giving an indication of what reduction of the margins would be acceptable to the author.

Written permission from both senior author and publisher must be provided to the Journal in order to republish materials with copyright elsewhere.

(e) **Measurements** must be in metric units, with *Système Internationale* (SI) equivalents given in parentheses.

(f) **References**—For *Journal* articles, The Harvard system of recording references should be used, e.g. Green, C. and Brown, D. (1951). The tonsil problem. *Journal of Laryngology and Otology* 65: 33–38. A paper written by more than two authors should be abbreviated in the text, e.g. Green *et al.* 1951, but *all* the authors should be given in the list of references. The titles of all Journals should be given without abbreviation. **References should be listed in alphabetical order**; use of the Vancouver system will *not* be accepted.

For single-author books, the following style should be used: Green, C. (1951). *The tonsil problem*, 2nd edn., vol. 1, Headley Brothers Ltd., Ashford, Kent, 98 pp.

For papers in multi-author books with one or more editors, the reference should be recorded as follows: Brown, D. (1951). In *Diseases of the Ear, Nose and Throat* (White, A. and Black, B., eds.), pp. 33–38, Headley Brothers Ltd., Ashford, Kent.

**It is most important that authors should verify personally the accuracy of every reference before submitting a paper for publication. The names of authors cited in the References should be given in alphabetical order.**

(g) **Meetings**—If the manuscript was presented at a meeting, the place where it was held, and the date on which it was read must be included and should appear at the foot of the title page.

(h) **Financial disclosures**—In the submission letter to the Editor, the authors must list all affiliations with or financial involvement in, organizations or entities with a direct financial interest in the subject matter or material of the research discussed in the manuscript.

3. Page proofs are sent to authors for corrections, which should be kept to a minimum; they must be clearly marked, and no extra matter added. Proofs should be returned within 5 days. Coloured illustrations will be charged to authors, unless a special grant is authorized by the Editor.

4. Orders for reprints must be sent when returning page proofs, and for this purpose special forms are supplied.

5. Editorial communications may be addressed to **The Editor, Journal of Laryngology and Otology, c/o Headley Brothers Ltd., The Invicta Press, Ashford, Kent TN24 8HH.**

6. **The annual subscription is £50 (fifty pounds sterling) post free; U.S.A. \$123 post free, and payable in advance.**

7. Single copies of current or back numbers (when available) will be on sale at £10 each (including postage).

8. All subscriptions, advertising and business communications should be sent to the publishers, or subscription agents.

**HEADLEY BROTHERS LTD,  
THE INVICTA PRESS, ASHFORD, KENT.**

© *Journal of Laryngology and Otology Ltd., 1988*

ISSN 0022-2151

Second class postage paid Rahway, N.J.

Postmaster: Send address corrections to The Journal of Laryngology and Otology, c/o Mercury Airfreight International Ltd. Inc., 10B Englehard Avenue, Avenel, N.J. 07001.

**NEW**

# Introducing... Kamplex AC 30

**A two channel, microprocessor-controlled  
Clinical Audiometer at a cost-effective price  
- ideal for routine or advanced testing.**



- Performs full range of diagnostic tests
- Two channel flexibility
- Monitor and Printer connections
- Unique Kamplex clickless attenuator circuitry
- Automatic threshold test facility
- RS 232C two-way interface as standard
- Complete two-way communications
- Microprocessor design
- Modern ergonomic styling with convenient liquid crystal display panel



**P.C.WERTH LTD**

Audiology House, 45 Nightingale Lane, London, SW12 8SP  
Telephone: 01-675 5151. Telex: 8955485. Fax: 01-675 7577

# Laryngology & Otology Publications

Available from the Publishers and from Agents throughout the world.

Prices include postage and packing.

Supplements still available separately.

## Traité de L'Organe de L'Ouïe

by Nehemiah Asherson

This Bibliography of one of the earliest accurate descriptions of the organ of hearing, which first appeared in 1683, represents the culmination of a lifetime of historical research. It includes a biographical section on Du Verney, the author of the 'Traité'.

Pp 110 ISBN 0 7186 0447 4  
Retail £7.00 Agents £6.12 (US\$14.00 Agents \$12.25)

## The ENT Surgeon looks at the Orbit

by D. F. N. Harrison

This supplement records in some detail Professor Harrison's personal experience over a period of 20 years dealing with a wide variety of clinical conditions in which entry into the orbit was a desirable or essential part of treatment'.

Pp 42 Printed 1980  
Retail £4.00 Agents £3.50 (US\$8.00 Agents \$7.00)

## Tinnitus

Chairman: Abraham Shulman

The Proceedings of The First International Tinnitus Seminar, which was held in New York in June 1979. Practically all the original papers are reproduced in full, and there are edited versions of all the Panel Discussions. The contributions, from an international group of experts, give comprehensive coverage to a subject of great current interest and importance.

Pp 216 Printed 1981  
Retail £10.00 Agents £8.75 (US\$20.00 Agents \$17.50)

## 20 Years Experience with homografts in ear surgery

by Christian Betow

The author, a professor of Otolaryngology in West Berlin, gives a full account of his pioneering development of homograft materials in reconstructive surgery of the middle ear.

Pp 28 Printed 1982  
Retail £4.00 Agents £3.50 (US\$8.00 Agents \$7.00)

## Laryngology Applied to Singers and Actors

by Norman A. Punt

This fascinating monograph fills an obvious void in laryngological literature. The author, eminent in the field of vocal problems in theatre and opera house, writes with understanding, knowledge and concern. When mixed with valuable advice and useful prescriptions, this monograph will serve to guide all who find themselves called upon to help these most sensitive individuals.

Pp 24 Printed 1983  
Retail £4.00 Agents £3.50 (US\$8.00 Agents \$7.00)

## Experimental and Clinical Studies in Otitis Media with Effusion

by Jamsheed A. Khan

An experimental and clinical study on the effects of Carbocisteine on fluid in the middle ear.

Pp 28 Printed 1983  
Retail £4.00 Agents £3.50 (US\$8.00 Agents \$7.00)

## Proceedings of the Sixth British Academic Conference in Otolaryngology

Edited by John Ballantyne and John Booth

Pp 134 Printed 1983  
Retail £5.00 Agents £4.50 (US\$10.00 Agents \$7.50)

## Second International Tinnitus Seminar

Chairman: Abraham Shulman

A comprehensive study of the problems and treatment of tinnitus.

Pp 323 Printed 1984  
Retail £20.00 Agents £17.50 (US\$40.00 Agents \$35.00)

## Forensic Audiology

by Chuang Wei Ping

A clear concise and practical guide to industrial hearing damage by a barrister/physician. This is an unusual and highly specialised aide memoire for the personal injuries practitioner, well illustrated with recent case law. A commendable enterprise by the author.

Pp 57 Printed 1986  
Retail £7.00 Agents £6.12 (US\$14.00 Agents \$12.25)

## The Acute Orbit

Preseptal (Periorbital) cellulitis subperiosteal abscess and orbital cellulitis due to sinusitis.

by J. R. Moloney, N. J. Badham and A. McRae


Pp 18 Printed 1987  
Retail £7.00 Agents £6.12 (US\$14.00 Agents \$12.25)

## Nasal Mast Cells: A Preliminary Report on their Ultrastructure

by A. B. Drake-Lee, FRCS

Pp 17 Printed 1987  
Retail £10.00 Agents £8.75 (US\$20.00 Agents \$17.50)

# THE ALTOMED E.N.T. TREATMENT CENTRE RANGE



## STANDARD MODELS

EDC 200 double size treatment Centre with Suction, Examination Light, 4 Lockable Drawers, Stainless Steel Worktop, mounted on 4 heavy Duty Castors. Dimensions: W. 42" x D. 21" x H. 32" (1070mm x 553mm x 815mm).


EDC 1000 single size Treatment Centre with Suction and Examination Light, Stainless Steel Worktop, two Drawers. Mounted on 4 heavy Duty Castors. Dimensions: W. 21" x D. 21" x H. 32" (553mm x 553mm x 815mm).

## OPTIONAL EXTRAS


Cupboard & Shelf Module for Double Size Unit  
Cupboard & Shelf Module for Single Size Unit  
X-Ray Viewer  
Welch-Allyn Otoscope  
Cautery Handle with 3 burners  
Light Source for fibre Optic Instruments  
CLAR Headlight  
Mirror Warmer  
Basin Holder with Stainless Steel Basin  
Standard finish 'Cream'. Natural Wood Finish available to special order.

Full Consulting Room Outfitting and Special Design Service available upon request.

**ALTOMED LTD, PARK HOUSE, PARK ROAD,  
GATESHEAD, TYNE & WEAR, ENGLAND.  
TEL: (091) 478 1001 TELEX: 537941 ALTMED G**



*Single cabinet with module.*



*Mirror warmer.*

# The Journal of Laryngology and Otology

## SUPPLEMENTS

No. 2 (£7 \$14)

Traité de l'Organe de L'Ouïe  
NEHEMIA ASHERSON, M.A., M.B.B.S., F.R.C.S.

No. 3 (£4 \$8)

The ENT Surgeon Looks at the Orbit  
D. F. N. HARRISON, M.D., M. S., F.R.C.S., (Hon)  
F.R.A.C.S.

No. 4 (£10 \$20)

Tinnitus  
Proceedings of the First International Tinnitus  
Seminar  
Chairman: ABRAHAM SCHULMAN, M.D.

No. 5 (£4 \$8)

20 Years experience with homografts in ear surgery  
CHRISTIAN BETOW

No. 6 (£4 \$8)

Laryngology applied to singers and actors  
NORMAN A. PUNT, F.R.C.S., E.D., M.R.C.S., L.R.C.P.,  
D.L.O.

No. 7 (£4 \$8)

Experimental and Clinical Studies in Otitis Media  
with Effusion  
JAMSHEED A. KHAN

No. 8 (£5 \$10)

Proceedings of the Sixth British Academic Con-  
ference in Otolaryngology  
Edited by JOHN BALLANTYNE and JOHN BOOTH

No. 9 (£20 \$25)

Proceedings of the Second International Tinnitus  
Seminar  
Chairman: ABRAHAM SCHULMANN, M.D.

No. 11 (£7 \$14)

Forensic Audiology  
CHUANG WEI PING

No. 12 (£7 \$14)

Preseptal (Periorbital) cellulitis subperiosteal abscess  
and orbital cellulitis due to sinusitis  
J. R. MALONEY, N. J. BADHAM AND A. McRAE

No. 13 (£10 \$20)

Nasal Mast Cells: A Preliminary Report on their  
Ultrastructure  
A. B. DRAKE-LEE, F.R.C.S.

No. 14 (£10 \$20)

Surgical Anatomy of Structures adjacent to the thy-  
roid apex and post-operative voice change (A  
Review including dissection).  
K. L. YERZINGATSIAN

*Obtainable from*  
HEADLEY BROTHERS LTD  
The Invicta Press, Ashford, Kent

# The Journal of Otolaryngology

...the official "voice" of

**The Canadian Society  
of Otolaryngology  
Head and Neck Surgery**

is published in February, April, June,  
August, October and December

Established in 1972, The Journal of  
Otolaryngology publishes original papers dealing  
with clinical and research aspects of  
otolaryngology in its broadest sense, including:

- AUDIOLOGY**
- HEAD AND NECK SURGERY**
- BRONCHO-OESOPHAGOLOGY**
- MAXILLOFACIAL SURGERY**
- FACIAL PLASTIC AND  
RECONSTRUCTIVE SURGERY**
- COMMUNICATIVE DISORDERS**

The Journal of Otolaryngology, with thirteen  
corresponding editors contributing from around the  
world and half of its circulation outside Canada, is  
a truly international publication.

The Editor, Derek Birt, M.B., of Toronto, hopes  
that this international "flavour" will serve as a  
significant factor in your decision to become a new  
subscriber to The Journal of Otolaryngology.

**Subscription Rates:** \$75.00 U.S. per year  
Back Issues available at \$15.00 each plus postage

TO: Circulation Manager, The Journal of  
Otolaryngology  
P.O. Box 280, Station A,  
Islington, Ontario, Canada M9A 4X2

I enclose a cheque for \$ \_\_\_\_\_  
to cover \_\_\_\_\_ subscription(s) to  
The Journal of Otolaryngology.

NAME: \_\_\_\_\_

ADDRESS: \_\_\_\_\_

(Please print or type)

# THE LARYNGOSCOPE

A Monthly Journal  
devoted to the disease of  
EAR, NOSE AND THROAT

*Official organ for the American Laryngological  
Rhinological and Otological Society*

Price \$80.00 per year

Canada \$100.00 per year

Foreign \$100.00 per year

ESTABLISHED 1896

GERSHON J. SPECTOR  
EDITOR

9216 CLAYTON ROAD, SUITE 18, ST. LOUIS,  
MISSOURI 63124-1561

*For Advertisement Rates and Space in this Journal*

*apply to*

The Advertisement Manager

THE JOURNAL OF LARYNGOLOGY  
AND OTOLOGY


Headley Brothers Limited

The Invicta Press · Ashford · Kent TN24 8HH

Tel: (0233) 23131

# when vertigo puts them in a spin

"The first attack of Ménière's disease may be monosymptomatic, with sudden, prolonged vertigo without deafness or tinnitus."<sup>1</sup>



# serc



betahistine

## tackles the symptoms by treating the cause

### Presentation

White tablets containing 8mg betahistine dihydrochloride. Available in packs of 120 tablets. Basic NHS price £12.88.

### Indications

Vertigo, tinnitus and hearing loss associated with Ménière's syndrome.

### Dosage and Administration

Adults: Initially two tablets three times daily, taken preferably with meals.

*Maintenance dose:* 3-6 tablets daily.

*Children:* No dosage recommendations are made for children.

**Contra-indications, Warnings, etc.**

*Contra-indications:* Phaeochromocytoma.

*Precautions:* Clinical intolerance to Serc in bronchial asthma patients has not been shown, but caution should be exercised when administering this histamine analogue to bronchial asthma patients. Interaction between Serc and antihistamines is theoretically possible, but no

reports have been received. The usual precautions should be observed when administering Serc to patients in pregnancy.

*Side effects:* There have been a small number of reports of gastric upset.

**Product Licence Number**

0512/0076.

### Reference:

1. Venna N., *Geriatric Med.*, 1986, September, 17-22