

*Obituary.*

At Naples, August 22nd, Robert Wollaston, M.D., M.R.C.P., late Visiting Physician to the Coton Hill Asylum, Stafford, aged 64.

*Notice to Correspondents.*

English books for review, pamphlets, exchange journals, &c., to be sent either by book-post to Dr. Robertson, Hayward's Heath, Sussex; or to the care of the publishers of the Journal, Messrs. Churchill and Sons, New Burlington Street. French, German, and American publications may be forwarded to Dr. Robertson, by foreign book-post, or to Messrs. Williams and Norgate, Henrietta Street, Covent Garden, to the care of their German, French, and American agents, Mr. Hartmann, Leipzig; M. Borrari, 9, Rue de St. Pères, Paris; Messrs. Westermann and Co., Broadway, New York.

The copies of *The Journal of Mental Science* are regularly sent by *Book-post* to the ordinary Members of the Association, and to our Home and Foreign Correspondents, and we shall be glad to be informed of any irregularity in their receipt.

*United States of America.*—We are frequently compelled to refuse *American Asylum Reports*, on which an extra postage of 8d. is demanded. Messrs. Westermann, Broadway, New York, will forward any parcels for the 'Journal of Mental Science,' addressed to the care of Messrs. Williams and Norgate, London.

The following *EXCHANGE JOURNALS* have been regularly received since our last publication:

The *Annales Médico-Psychologiques*; the *Zeitschrift für Psychiatrie*; the *Correspondenz Blatt der deutschen Gesellschaft für Psychiatrie*; *Archiv für Psychiatrie*; the *Irren Freund*; *Journal de Médecine Mentale*; *Archivio Italiano per le Malattie Nervose e per le Alienazioni Mentali*; *Medicinische Abhandlungen*; *Medizinische Jahrbücher*; *Zeitschrift der K. K. Gesellschaft der Aerzte in Wien*; the *Edinburgh Medical Journal*; the *American Journal of Insanity*; the *British and Foreign Medico-Chirurgical Review*; the *Dublin Quarterly Journal*; the *Medical Mirror*; the *Social Science Review*; the *Ophthalmic Review: a Quarterly Journal of Ophthalmic Surgery and Science*; the *British Medical Journal*; the *Medical Circular*; and the *Journal of the Society of Arts*.

*Dr. de Wolff, Halifax, Nova Scotia.*—Your letter of the 5th July has been received. The question has, by the Annual Meeting of this Association, been referred to the President (Dr. Wood) to deal with.

Fig 1.




Fig 2.




Fig 1 represents the bedstead with the cane flap put down, and in position for use. On the cane flap the bedding is placed. N.B. The finer the canework the better.  
Fig 2 represents the bedstead with the canvas expanded by the iron rods placed on either side; and which, passing from the head to the footboard preserve the same in situ.

Fig. 3.

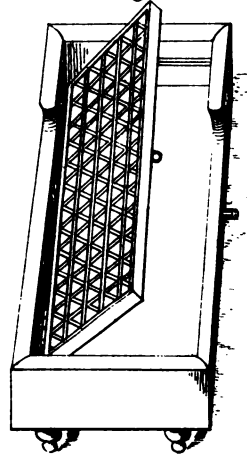


Fig. 4.

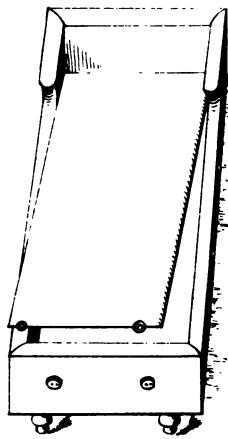


Fig 3. In this drawing the cane flap is raised on its hinges; on one side is shown the bolt withdrawn, by means of which the flap is secured by an appropriate key, in its right place, when in use.  
Fig 4. In this drawing, the canvas, with the rods, by means of which it is extended, is raised; in order to show its relation to the contiguous parts. Like the cane flap, the canvas divides the depth of the bedstead into two unequal parts.

W West lith.